

GENERAL PURPOSE ENGINE

**GC135
GC135E
GC160
GC160A
GC160E**

PARTS CATALOGUE

5



GC135



GC160

FOREWORD INDEX

1

ENGINE GROUP

2

PART NUMBER INDEX

3

PART NAME INDEX

4

Instruction for use of parts catalogue

- **This parts catalogue was prepared based on the latest information available as of January 10, 2004.**
- See the parts catalogue news for any revision that is made after January 10, 2004.
- **Always specify the part number when ordering a part.**
 - Check the model, type, serial numbers, color, maker, and the size as needed before ordering a part.
 - Note that the illustrations (part drawings) can differ from the actual parts in shape. They are given just to help you to refer to the parts.
- **When modifications or additions to this parts catalogue are made, a revised edition will be issued at an appropriate time, with successively progressing revision numbers on the cover. We recommend obtaining such revisions in order to keep your parts catalogue up-to-date at all times. To check whether a parts catalogue revision has been issued, please contact your Honda distributor.**

Initial version issue date **August 01, 1997**
Honda Motor Co., Ltd.

CONTENTS

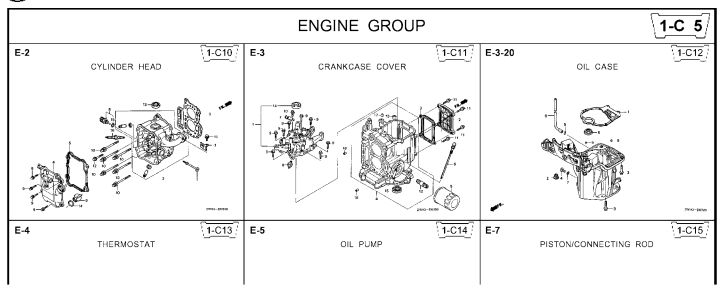
	Page	Address No.	
● How to refer to the part information	2	B 2	1
● Part catalogue structure	3	B 3	
● When the parts were revised	4	B 4	
● Abbreviations used in the parts catalogue.....	4	B 4	
● How to check the part block and serial numbers.....	5	B 5	
● Models, parts catalogue codes and applicable serial numbers	6	B 6	
● Features of each type.....	14	B14	
● Fuel hose, general purpose hoses and vinyl hose.....	27	C11	
● How to use the flat rate time (F.R.T.)	28	C12	
● Illustrated index	30	C14	
● ENGINE GROUP.....	33	D 1	2
● PART NO. INDEX.....	86	H 1	3
● PART NAME INDEX.....	89	I 1	4



How to refer to the part information

1

A Reference with "Illustrated index"



B Reference with "Part number index"

PART NO. INDEX

Part Number	Address	Page	Ref.	Part Number	Address	Page
06000				15212-ZW9-000	1-C14	3C
06316-ZW9-000	1-G9	88	1	15220-ZW9-003	1-C14	3C
11000				15332-ZW9-000	1-E8	55
11300-ZW9-405	1-C11	27	1	15332-ZW9-A30	1-E11	5E
11300-ZW9-406	1-C11	27	1	15400-PFB-004	1-C11	27
11340-ZW9-000	1-C11	27	2	15422-ZW9-000	1-C14	3C
11342-ZW9-000	1-C11	27	3	15473-881-000	1-C14	3C
11381-ZW9-003	1-C12	28	1	15474-ZW9-000	1-C14	3C
				15611-921-000	1-C10	2E
				15655-ZW9-000	1-C11	27
				16000		
12000				16010-ZV4-005	1-D4	3E
12000-ZW9-405ZA	1-C11	27	4	16011-ZV4-005	1-D4	3E
12155-ZV4-A00	1-C13	29	1	16013-ZW9-003	1-D4	3E
12166-ZW9-000	1-C10	26	1	16016-ZW9-003	1-D4	3E
12209-GB4-681	1-C16	32	1	16016-ZW9-721	1-D4	3E
12210-ZW9-405ZA	1-C10	26	2	16023-ZW9-003	1-D4	3E
12216-ZE2-300	1-E8	55	1	16024-ZV4-650	1-D4	3E
	1-E11	58	1	16028-ZV4-650	1-D4	3E

C Reference with "Part name index"

PART NAME INDEX

Part name	Address	Page	Ref.
[A]			
ABSORBER , FUEL	1-E15	62	5
ARMATURE COMP.	1-D11	43	7
ARM COMP. , LINK JOINT	1-G6	85	18
ARM COMP. , SHIFT LINK	1-G6	85	14
ARM COMP. , TILT	1-F15	79	20
ARM , FUEL PUMP ROCKER	1-C16	32	4
ARM , REVERSE LOCK	1-F15	79	18
ARM , SHIFT LINK	1-F11	74	7
ARM , STOPPER	1-D1	33	12
ARM , THROTTLE REMOTE	1-F11	74	6
ARM , VALVE ROCKER	1-C16	32	3
[B]			
BAG , TOOL , 160MM	1-G5	84	10
BAND	1-G6	86	37
BAND B1 , WIRE	1-F6	69	1
BAND , CORD	1-F3	67	18
BAND , TUBE CLIP , 11MM	1-E15	63	20
BAND , TUBE CLIP , 12.5MM	1-E15	63	19

Address No. 1-C10

Block No. E-2 CYLINDER HEAD

Ref No.

Ref. No.	Part No.	Description	Reqd. QTY						Serial No.	Parts catalogue code
			9901	9901	1001	1001	1001	1001		
1	12166-ZW9-000	STOPPER, ENGINE SIDE	2	2	2	2	2			
2	12210-ZW9-000ZA	HEAD COMP., CYLINDER	1	1	1	1	1			
3	12251-ZW9-003	GASKET, CYLINDER HEAD	1	1	1	1	1			
4	12310-ZW9-000	COVER COMP., HEAD	1	1	1	1	1			
5	12312-ZW9-000	PACKINGS, HEAD COVER	1	1	1	1	1			
6	15611-921-000	CAP, OIL (NO GAUGE)	1	1	1	1	1			
7	16617-ZW9-000	HOLDER, CABLE	1	1	1	1	1	SC,SG		
	16617-ZW9-010		1	1	1	1	1	1001801	1001800 LHC,LHD	
			1	1	1	1	1	1001801	LHC,LHD	
8	35673-ZW5-003	SENSOR ASSY., WATER	1	1	1	1	1			
9	90003-ZW9-000	BOLT, FLANGE, 6X22	4	4	4	4	4			
10	90007-ZW9-003	BOLT, FLANGE, 8X83	6	6	6	6	6			
11	90011-ZW9-000	BOLT, FLANGE, 6X14(CT200)	1	1	1	1	1			
12	90020-ZW9-000	BOLT, FLANGE, 8X40	2	2	2	2	2			
13	91002-K19-003	OIL SEAL, 20X32X6	1	1	1	1	1			
14	91301-805-000	O-RING, 26X2.7	1	1	1	1	1			
15	91307-PK2-005	O-RING, 9.5X1.5(HONDA KIKAKI)	1	1	1	1	1			
16	98059-55916	PLUG, SPARK (CR5EH-9)	2	2	2	2	2			
	98059-55926	PLUG, SPARK (U16FER9)	2	2	2	2	2			

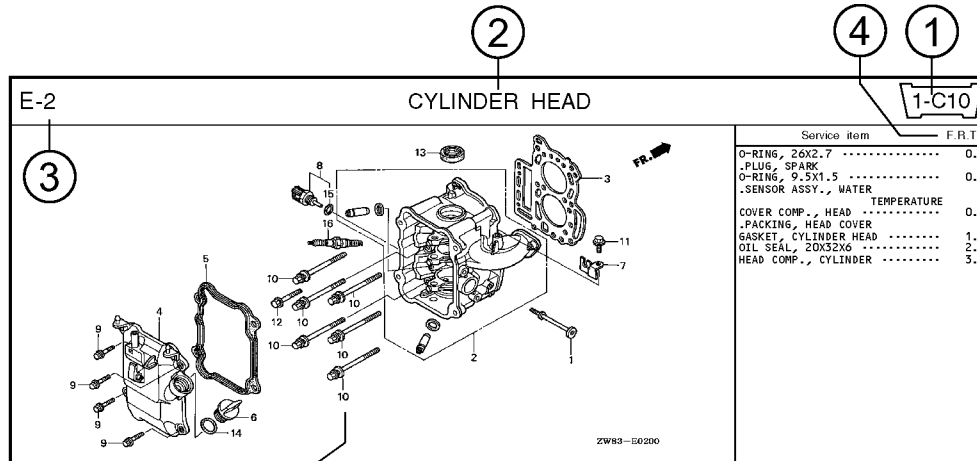
Service item F.R.T.

- O-RING, 26X2.7 0.1
- PLUG, SPARK 0.2
- O-RING, 9.5X1.5 0.2
- SENSOR ASSY., WATER 0.3
- COVER COMP., HEAD 0.3
- PACKING, HEAD COVER 1.8
- GASKET, CYLINDER HEAD 2.4
- OIL SEAL, 20X32X6 2.4
- HEAD COMP., CYLINDER 3.1

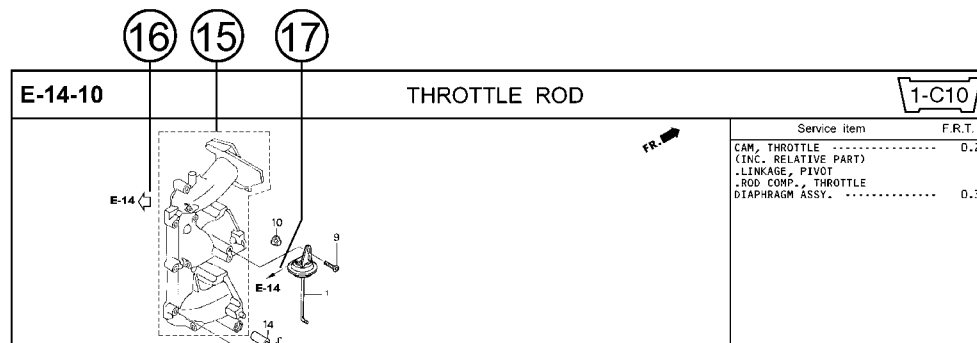
2000.09.20 E

Page No.

Part catalogue structure



Ref. No.	Part No.	Description	Reqd. QTY						Serial No.	Parts catalogue code
			BF 9/9D1	BFP 10D1	BF 10D1	BFP 10B1	BF 10B1	BFP 10B1		
1	12166-zw9-000	STOPPER, ENGINE SIDE	2	2	2	2	2			
2	12210-zw9-000ZA	HEAD COMP., CYLINDER *NHS*	1	1	1	1	1			
3	12251-zw9-003	GASKET, CYLINDER HEAD	1	1	1	1	1			
4	12310-zw9-000	COVER COMP., HEAD	1	1	1	1	1			
5	12312-zw9-000	PACKING, HEAD COVER	1	1	1	1	1			
6	15611-921-000	CAP, OIL (NO GAUGE)	1	1	1	1	1			
7	16617-zw9-000	HOLDER, CABLE	1	1	1	1	1	SC,SG		
	16617-zw9-010		1	1	1	1	1	1001800 LHC,LHD		



① Address number

- Address No. is provided (in place of the page No.) to help you refer to the part with the part No. or part name.

② Block title ③ Block number

④ Service item/Flat rate time

⑤ Reference number

- Title number marked with the parenthesis or parentheses indicates that it continues from the previous page.

⑥ Part number ⑦ Honda color code

⑧ Description

⑨ Assemblies

- Sections framed with broken lines in the exploded view drawings are available as complete assemblies. (Their individual parts can also be obtained.)

⑩ Color description

⑪ Note

- Notes are shown with the parentheses in the part name column.

⑫ Required quantity

- Required QTY shown in the parenthesis or parentheses indicates the optional part.
- Required QTY marked with "N" Indicates the optional part that should be selected as needed.
- Required QTY indicates the number of the part used in the block.

⑬ Serial number

⑭ Type

- When the type column is blank, it indicates that the part is applicable to all types.
- As the type of the actual unit may differ from the "parts catalogue, type" please refer to "Models, types and applicable serial numbers" for confirmation.

⑮

- Parts enclosed within a dotted line are covered in a different block.

⑯

- A hollow arrow indicates the block No. for the parts enclosed within a dotted line.

⑰

- A solid arrow indicates the block No. the part in question is connected to.

When the parts were revised

Abbreviations used in the parts catalogue

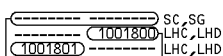
1



Be sure to check the serial number!!



Ref. No.	Part No.	Description	Reqd. QTY						Serial No.
			BF 99D1	BFP 9.9D1	BF 10D1	BFP 10D1	BF 10B1	BFP 10B1	
1	12166-ZW9-000	STOPPER, ENGINE SIDE	2	2	2	2	2	2	
2	12210-ZW9-000ZA	HEAD COMP., CYLINDER *NH8*	1	1	1	1	1	1	
3	12251-ZW9-003	GASKET, CYLINDER HEAD	1	1	1	1	1	1	
4	12310-ZW9-000	COVER COMP., HEAD	1	1	1	1	1	1	
5	12312-ZW9-000	PACKING, HEAD COVER	1	1	1	1	1	1	
6	15611-921-000	CAP, OIL (NO GAUGE)	1	1	1	1	1	1	
7	16617-ZW9-000	HOLDER, CABLE (###)	1	1	1	1	1	1	
	16617-ZW9-010	1	1	1	1	1	1	



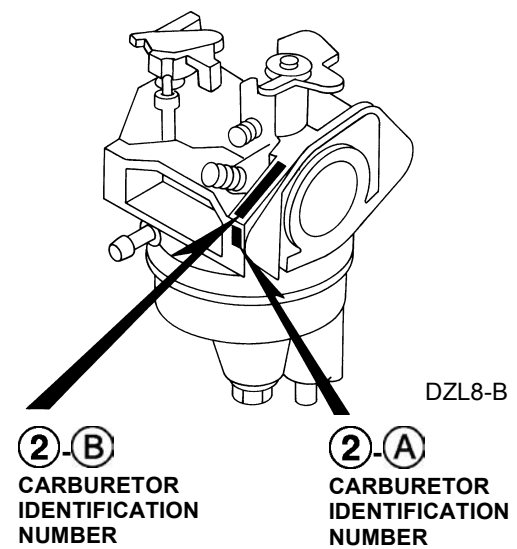
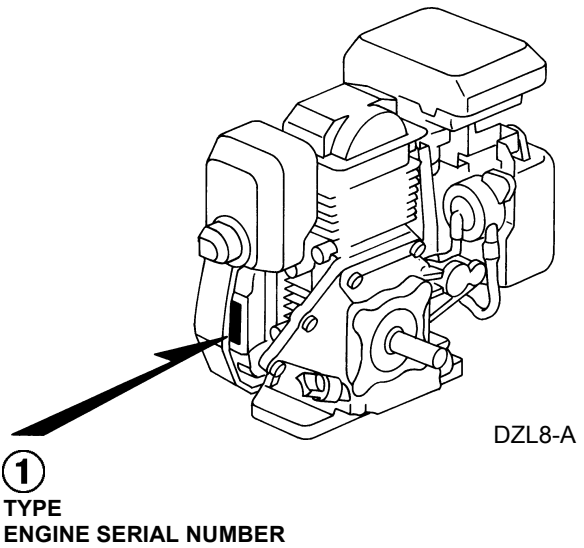
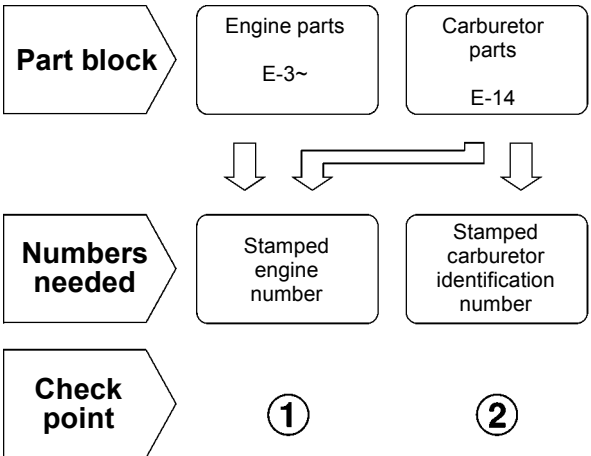
The number has been used from the initial model without revision. When shown at the left side, it is applicable to the models of No.1001801 and the subsequent numbers. When shown at the right side, it is applicable to the models up to No.1001800.

The parts listed with "###" at the end of the parts name have limited supply period (parts not for sale).

The following abbreviations are used in the parts name column.

- A Ampere
- A.C. Alternating current
- ASSY. Assembly
- AT. Automatic transmission
- C.D.I. Capacitive discharge ignition
- COMP. ... Complete
- D.C. Direct current
- EX. Exhaust
- G.F.C.I ... Ground fault circuit interruptor
- HEX. Hexagonal
- H.S.T. Hydrostatic transmission
- FR.Front
- IN.Inlet
- L (100L) .Link (100 Links)
- L.Left
- MMMillimeter
- MT.Manual Transmission
- P.T.O.Power take off
- R.Right
- RR.Rear
- STD.Standard
- T (22T) ...Tooth (22 Teeth)
- V Volt
- WWatt

How to check the part block and serial numbers



Models, parts catalogue codes and applicable serial numbers

- Models, parts catalogue codes and applicable serial Nos. given in this parts catalogue can be identified as follows.

Model	Type	Parts catalogue type	Applicable engine serial No.	Applicable carburetor identification No.
GC135	PHA	PHA	GCAJ-1000001~	BB63B A/B
	PHC	PHC	GCAJ-1000001~1000062	
	PHD	PHD	GCAJ-1000001~9999999	BB63A A/B, BB63B B
	PHU	PHU		
	PXA	PXA		BB63B A/B
	PXC	PXC	GCAJ-1000001~	BB63A A/B, BB63B B
	PXD	PXD	GCAJ-1000001~9999999	
	PXU	PXU		
	QFC	QFC	GCAJ-1000001~	BB63B B
	QFJ	QFJ		
	QHA	QHA		
	QHA1	QHA1	GCAJ-1000001~9999999	BB63B A/B
	QHA2	QHA2		
	QHC	QHC	GCAJ-1000001~	BB63A A/B, BB63B B
	QHC1	QHC1		
	QHE	QHE		
	QHEB	QHEB		
	QHEP	QHEP		
	QHE1	QHE1		
	QHE2	QHE2		
	QHE3	QHE3	GCAJ-1000001~9999999	
	QHE4	QHE4		
	QHE5	QHE5	GCAJ-1000001~	BB63B B
QHP7	QHP7			

Model	Type	Parts catalogue type	Applicable engine serial No.	Applicable carburetor identification No.
GC135	QHU	QHU	GCAJ-1000001~	BB63A A/B, BB63B B
	QHU1	QHU1	GCAJ-1000001~1017588	
	SHE	SHE	GCAJ-1000001~	
	SHE1	SHE1		
	SHE2	SHE2	GCAJ-1000001~9999999	
	SHE3	SHE3		
	SHE4	SHE4		
	SHE5	SHE5		
	SHE6	SHE6	GCAJ-1000001~	
	SHJ	SHJ		
	SHJ1	SHJ1		
	SHJ4	SHJ4		BB63B B
	VHA	VHA	GCAJ-1000001~9999999	BB63B A/B
	VHC	VHC	GCAJ-1000001~	BB63A A/B, BB63B B
	VHE	VHE		
	VHJ	VHJ		
	VHU	VHU	GCAJ-1000001~9999999	
	VXA	VXA	GCAJ-1000001~	BB63B A/B
	VXC	VXC		
	VXD	VXD	GCAJ-1000001~1000108	BB63A A/B, BB63B B
VXE	VXE	GCAJ-1000001~		
VXJ	VXJ	GCAJ-1000001~9999999		
VXP4	VXP4	GCAJ-1000001~	BB63B B	
VXP5	VXP5			

Model	Type	Parts catalogue type	Applicable engine serial No.	Applicable carburetor identification No.	
GC135	VXU	VXU	GCAJ-1000001~	BB63A A/B, BB63B B	
	WHE	WHE			
	WHJ	WHJ		BB63B B	
	WKT2	WKT2		BB63A A/B, BB63B B	
	WME1	WME1		BB63B B	
	WME2	WME2		BB63A A/B, BB63B B	
	WXE	WXE		BB63A A/B, BB63B B	
	WXJ	WXJ			
GC160	PHA	PHA	GCAH-1000001~	BB61B B/C	
	PHC	PHC	GCAH-1000001~9999999	BB61A B/C, BB61B C	
	PHD	PHD			
	PHU	PHU		BB61B B/C	
	PXA	PXA		GCAH-1000001~1010982	BB61A B/C, BB61B C
	PXC	PXC			
	PXD	PXD		GCAH-1000001~	BB61B C
	PXU	PXU	BB61B B/C		
	QBC	QBC	BB61B C		
	QFC	QFC	BB61B C		
	QHA	QHA	BB61B C		
	QHAJ	QHAJ	BB61B B/C		
	QHA1	QHA1			
	QHA2	QHA2			
	QHC	QHC			
QHC1	QHC1	GCAH-1000001~9999999			

Model	Type	Parts catalogue type	Applicable engine serial No.	Applicable carburetor identification No.	
GC160	QHE	QHE	GCAH-1000001~	BB61A B/C, BB61B C	
	QHEB	QHEB			
	QHEP	QHEP			
	QHET	QHET		BB61A C, BB61B C	
	QHE1	QHE1		BB61A B/C, BB61B C	
	QHE2	QHE2			
	QHE3	QHE3			
	QHE4	QHE4			
	QHE5	QHE5			
	QHM	QHM		BB61B C	
	QHP7	QHP7		GCAH-1000001~1090169	BB61A B/C, BB61B C
	QHU	QHU			
	QHU1	QHU1			
	SHE	SHE	GCAH-1000001~		
	SHE1	SHE1	GCAH-1000001~9999999		
	SHE3	SHE3			
	SHE4	SHE4			
	SHE5	SHE5	GCAH-1000001~		
	SHE6	SHE6	GCAH-1000001~9999999		
	SHJ	SHJ			
	SHJ1	SHJ1	GCAH-1000001~	BB61B B/C	
	VHA	VHA	GCAH-1000001~		
VHC	VHC	GCAH-1000001~9999999			
VHE	VHE	GCAH-1000001~	BB61A B/C, BB61B C		

Model	Type	Parts catalogue type	Applicable engine serial No.	Applicable carburetor identification No.
GC160	VHJ	VHJ	GCAH-1000001~	BB61A B/C, BB61B C
	VHU	VHU	GCAH-1000001~9999999	
	VX	VX	GCAH-1000001~	
	VXA	VXA		
	VXC	VXC		
	VXE	VXE		BB61A B/C, BB61B C
	VXJ	VXJ		
	VXU	VXU		
	WHE	WHE		
	WHJ	WHJ		
	WKT2	WKT2		
	WME1	WME1		BB61A C, BB61B C
	WME2	WME2		BB61B C
	WXE	WXE		BB61A B/C, BB61B C
	WXJ	WXJ	GCAH-1000001~9999999	
GC160A	DHAF	DHAF	GCAHA-1000001~	BB61B C
	MEA2	MEA2	GCAHA-8000001~	
	MHA2	MHA2	GCAHA-1000001~	
	PHA	PHA		
	PXU	PXU		
	QBC	QBC		
	QDE	QDE		
	QFC	QFC		
	QHA	QHA		

Model	Type	Parts catalogue type	Applicable engine serial No.	Applicable carburetor identification No.
GC160A	QHAF	QHAF	GCAHA-1000001~	BB61B C
	QHAJ	QHAJ		
	QHA1	QHA1		
	QHA2	QHA2		
	QHC	QHC		
	QHE	QHE		
	QHEB	QHEB		
	QHEP	QHEP		
	QHET	QHET		
	QHE1	QHE1		
	QHE2	QHE2		
	QHE4	QHE4		
	QHE5	QHE5		
	QHU	QHU		
	SHE	SHE		
	SHE1	SHE1		
	SHE6	SHE6		
	VHA	VHA		
VXA	VXA			
VXE	VXE			
VXU	VXU			
GC135E	QFJ	QFJ	GCAAE-1000001~	BB63B B
	QHE	QHE		
	QHEB	QHEB		

Model	Type	Parts catalogue type	Applicable engine serial No.	Applicable carburetor identification No.
GC135E	QHEP	QHEP	GCAAE-1000001~	BB63B B
	QHE1	QHE1		
	QHE2	QHE2		
	QHE5	QHE5		
	QHP7	QHP7		
	QHU	QHU		
	SHE	SHE		
	SHE1	SHE1		
	SHE6	SHE6		
	SHJ	SHJ		
	SHJ1	SHJ1		
	SHJ4	SHJ4		
	VXE	VXE		
	VXP5	VXP5		
	VXU	VXU		
WHJ	WHJ			
WKT2	WKT2			
GC160E	QHA	QHA	GCABE-1000001~	BB61B C
	QHE	QHE		
	QHEB	QHEB		
	QHEP	QHEP		
	QHET	QHET		
	QHE1	QHE1		
	QHE2	QHE2		

Model	Type	Parts catalogue type	Applicable engine serial No.	Applicable carburetor identification No.
GC160E	QHE4	QHE4	GCABE-1000001~	BB61B C
	QHE5	QHE5		
	QHP7	QHP7		
	SHE	SHE		
	SHE1	SHE1		
	SHE6	SHE6		
	SHJ	SHJ		
	VXA	VXA		
	VXE	VXE		
	WHJ	WHJ		
	WKT2	WKT2		

* Of carburetor identification numbers, only the portions underlined in the example below are used for registration.

BB 63B A KC ナ
 (A) (B)

Features of each type

• See the following table for the features of each type.

Specifications		Model	GC135													
		Type	PHA	PHC	PHD	PHU	PXA	PXC	PXD	PXU	QFC	QFJ	QHA	QHA1	QHA2	QHC
Crankshaft	18mmØ × 50mm Straight															
	19.05mmØ × 48mm Straight															
	19.05mmØ × 58.5mm Straight									•	•	•	•	•	•	
	20mmØ × 50mm Straight															
	22.2mmØ × 30.1mm Straight															
	22.5mmØ × 64mm Straight															
	M14 × 1.5 Stepped thread															
	M18 × 1.5 Stepped thread															
	3/4" Thread	•	•	•	•	•	•	•	•							
	19.177mmØ × 71.5mm Tapered															
Oil level switch						•	•	•	•							
Engine stop switch	•	•	•	•	•	•	•	•	•	•	•	•	•	•	•	

Specifications		Model	GC135													
		Type	QHC1	QHE	QHEB	QHEP	QHE1	QHE2	QHE3	QHE4	QHE5	QHP7	QHU	QHU1	SHE	SHE1
Crankshaft	18mmØ × 50mm Straight														•	•
	19.05mmØ × 48mm Straight															
	19.05mmØ × 58.5mm Straight	•	•	•	•	•	•	•	•	•	•	•	•			
	20mmØ × 50mm Straight															
	22.2mmØ × 30.1mm Straight															
	22.5mmØ × 64mm Straight															
	M14 × 1.5 Stepped thread															
	M18 × 1.5 Stepped thread															
	3/4" Thread															
	19.177mmØ × 71.5mm Tapered															
Oil level switch																
Engine stop switch		•	•	•	•	•	•	•		•	•	•	•	•	•	•

Specifications		Model	GC135													
		Type	SHE2	SHE3	SHE4	SHE5	SHE6	SHJ	SHJ1	SHJ4	VHA	VHC	VHE	VHJ	VHU	VXA
Crankshaft	18mmØ × 50mm Straight		•	•	•	•	•	•	•	•						
	19.05mmØ × 48mm Straight															
	19.05mmØ × 58.5mm Straight															
	20mmØ × 50mm Straight															
	22.2mmØ × 30.1mm Straight															
	22.5mmØ × 64mm Straight															
	M14 × 1.5 Stepped thread															
	M18 × 1.5 Stepped thread															
	3/4" Thread															
	19.177mmØ × 71.5mm Tapered											•	•	•	•	•
Oil level switch																•
Engine stop switch		•	•	•	•			•	•	•	•	•	•	•	•	•

Specifications		Model	GC135													
		Type	VXC	VXD	VXE	VXJ	VXP4	VXP5	VXU	WHE	WHJ	WKT2	WME1	WME2	WXE	WXJ
Crankshaft	18mmØ × 50mm Straight															
	19.05mmØ × 48mm Straight															
	19.05mmØ × 58.5mm Straight															
	20mmØ × 50mm Straight															
	22.2mmØ × 30.1mm Straight															
	22.5mmØ × 64mm Straight												•	•		
	M14 × 1.5 Stepped thread									•	•	•			•	•
	M18 × 1.5 Stepped thread															
	3/4" Thread															
	19.177mmØ × 71.5mm Tapered	•	•	•	•	•	•	•	•							
Oil level switch	•	•	•	•	•	•	•				•		•	•	•	
Engine stop switch	•	•	•	•			•	•	•	•	•	•	•	•	•	

Specifications		Model	GC160													
		Type	PHA	PHC	PHD	PHU	PXA	PXC	PXD	PXU	QBC	QFC	QHA	QHAJ	QHA1	QHA2
Crankshaft	18mmØ × 50mm Straight															
	19.05mmØ × 48mm Straight															
	19.05mmØ × 58.5mm Straight										•	•	•	•	•	•
	20mmØ × 50mm Straight															
	22.2mmØ × 30.1mm Straight															
	22.5mmØ × 64mm Straight															
	M14 × 1.5 Stepped thread															
	M18 × 1.5 Stepped thread															
	3/4" Thread	•	•	•	•	•	•	•	•	•						
	19.177mmØ × 71.5mm Tapered															
Oil level switch						•	•	•	•							
Engine stop switch	•	•	•	•	•	•	•	•	•	•	•	•	•	•	•	

Specifications		Model	GC160													
		Type	QHC	QHC1	QHE	QHEB	QHEP	QHET	QHE1	QHE2	QHE3	QHE4	QHE5	QHM	QHP7	QHU
Crankshaft	18mmØ × 50mm Straight															
	19.05mmØ × 48mm Straight															
	19.05mmØ × 58.5mm Straight	•	•	•	•	•	•	•	•	•	•	•	•	•	•	•
	20mmØ × 50mm Straight															
	22.2mmØ × 30.1mm Straight															
	22.5mmØ × 64mm Straight															
	M14 × 1.5 Stepped thread															
	M18 × 1.5 Stepped thread															
	3/4" Thread															
	19.177mmØ × 71.5mm Tapered															
Oil level switch																
Engine stop switch		•	•	•	•	•	•	•	•	•	•	•	•	•	•	•

Specifications		Model	GC160													
		Type	QHU1	SHE	SHE1	SHE3	SHE4	SHE5	SHE6	SHJ	SHJ1	VHA	VHC	VHE	VHJ	VHU
Crankshaft	18mmØ × 50mm Straight															
	19.05mmØ × 48mm Straight															
	19.05mmØ × 58.5mm Straight	•														
	20mmØ × 50mm Straight		•	•	•	•	•	•	•	•						
	22.2mmØ × 30.1mm Straight															
	22.5mmØ × 64mm Straight															
	M14 × 1.5 Stepped thread															
	M18 × 1.5 Stepped thread															
	3/4" Thread															
	19.177mmØ × 71.5mm Tapered											•	•	•	•	•
Oil level switch																
Engine stop switch		•	•	•	•	•	•		•	•	•	•	•	•	•	

Specifications		Model	GC160												
		Type	VX	VXA	VXC	VXE	VXJ	VXU	WHE	WHJ	WKT2	WME1	WME2	WXE	WXJ
Crankshaft	18mmØ × 50mm Straight														
	19.05mmØ × 48mm Straight														
	19.05mmØ × 58.5mm Straight														
	20mmØ × 50mm Straight														
	22.2mmØ × 30.1mm Straight														
	22.5mmØ × 64mm Straight											•	•		
	M14 × 1.5 Stepped thread														
	M18 × 1.5 Stepped thread								•	•	•			•	•
	3/4" Thread														
	19.177mmØ × 71.5mm Tapered	•	•	•	•	•	•								
Oil level switch	•	•	•	•	•	•				•		•	•	•	
Engine stop switch	•	•	•	•	•	•	•	•	•	•	•	•	•	•	

Specifications		Model	GC160A													
		Type	DHAF	MEA2	MHA2	PHA	PXU	QBC	QDE	QFC	QHA	QHAF	QHAJ	QHA1	QHA2	QHC
Crankshaft	18mmØ × 50mm Straight															
	19.05mmØ × 48mm Straight		•	•												
	19.05mmØ × 58.5mm Straight						•	•	•	•	•	•	•	•	•	•
	20mmØ × 50mm Straight															
	22.2mmØ × 30.1mm Straight	•														
	22.5mmØ × 64mm Straight															
	M14 × 1.5 Stepped thread															
	M18 × 1.5 Stepped thread															
	3/4" Thread				•	•										
	19.177mmØ × 71.5mm Tapered															
Oil level switch						•										
Engine stop switch	•	•	•	•	•	•	•	•	•	•	•	•	•	•	•	

Specifications		Model	GC160A													
		Type	QHE	QHEB	QHEP	QHET	QHE1	QHE2	QHE4	QHE5	QHU	SHE	SHE1	SHE6	VHA	VXA
Crankshaft	18mmØ × 50mm Straight															
	19.05mmØ × 48mm Straight															
	19.05mmØ × 58.5mm Straight	•	•	•	•	•	•	•	•	•						
	20mmØ × 50mm Straight										•	•	•			
	22.2mmØ × 30.1mm Straight															
	22.5mmØ × 64mm Straight															
	M14 × 1.5 Stepped thread															
	M18 × 1.5 Stepped thread															
	3/4" Thread															
	19.177mmØ × 71.5mm Tapered														•	•
Oil level switch																•
Engine stop switch	•	•	•	•	•	•		•	•	•	•		•	•		

Specifications		Model	GC135E													
		Type	VXE	VXU	QFJ	QHE	QHEB	QHEP	QHE1	QHE2	QHE5	QHP7	QHU	SHE	SHE1	SHE6
Crankshaft	18mmØ × 50mm Straight													•	•	•
	19.05mmØ × 48mm Straight															
	19.05mmØ × 58.5mm Straight			•	•	•	•	•	•	•	•	•				
	20mmØ × 50mm Straight															
	22.2mmØ × 30.1mm Straight															
	22.5mmØ × 64mm Straight															
	M14 × 1.5 Stepped thread															
	M18 × 1.5 Stepped thread															
	3/4" Thread															
	19.177mmØ × 71.5mm Tapered	•	•													
Oil level switch	•	•														
Engine stop switch	•	•	•	•	•	•	•	•	•	•	•	•	•	•		

Specifications		Model	GC135E							GC160E						
		Type	SHJ	SHJ1	SHJ4	VXE	VXP5	VXU	WHJ	WKT2	QHA	QHE	QHEB	QHEP	QHET	QHE1
Crankshaft	18mmØ × 50mm Straight		•	•	•											
	19.05mmØ × 48mm Straight															
	19.05mmØ × 58.5mm Straight										•	•	•	•	•	•
	20mmØ × 50mm Straight															
	22.2mmØ × 30.1mm Straight															
	22.5mmØ × 64mm Straight															
	M14 × 1.5 Stepped thread								•	•						
	M18 × 1.5 Stepped thread															
	3/4" Thread															
	19.177mmØ × 71.5mm Tapered					•	•	•								
Oil level switch					•	•	•		•							
Engine stop switch		•	•	•	•		•	•	•	•	•	•	•	•	•	

Specifications		Model	GC160E											
		Type	QHE2	QHE4	QHE5	QHP7	SHE	SHE1	SHE6	SHJ	VXA	VXE	WHJ	WKT2
Crankshaft	18mmØ × 50mm Straight													
	19.05mmØ × 48mm Straight													
	19.05mmØ × 58.5mm Straight	•	•	•	•									
	20mmØ × 50mm Straight					•	•	•	•					
	22.2mmØ × 30.1mm Straight													
	22.5mmØ × 64mm Straight													
	M14 × 1.5 Stepped thread													
	M18 × 1.5 Stepped thread												•	•
	3/4" Thread													
	19.177mmØ × 71.5mm Tapered										•	•		
Oil level switch										•	•		•	
Engine stop switch	•		•	•	•	•	•		•	•	•	•	•	

Fuel hose, general purpose hoses and vinyl hose

- The standard part fuel hose, general purpose hose and vinyl hose may be substituted by the coiled bulk part.
- When ordering the standard part fuel hose, general purpose hose and vinyl hose use the bulk part number written in the parts catalog in brackets () underneath the part name.
- When exchanging the hose, cut and use at the specified length as mentioned in the part name.
(For the method of cutting the bulk part, and method of filling out orders etc., please refer to the instructions issued with the bulk part.)

Bulk part number of fuel hose, general purpose hose and vinyl hose.

Example: 9 5 0 0 1 - 7 5 0 0 1 - 5 0 M

Bulk part number:
Refers to the bulk part.

Marking code (fuel hose and general purpose hose)

Change code (Vinyl hose)

Indicates number mark or change sequence, however, the code for the bulk part must be strictly 0 (zero).

Types of code:

- | | | | | | |
|-------------|--|----------------|--|--------------|---|
| • Fuel hose | 2: Red outside braid
(3 mm inside dia. only) | • General hose | 1: Ash gray
2: Ash gray
3: Black
5: Black | • Vinyl hose | 1: Clear
2: Black
3: Light red
6: Light red
7: Pale black |
| | 5: Black inside braid | | | | |
| | 3: Red (3 mm inside dia. only) | | | | |
| | 4: Ash gray with red stripe
(3 mm inside dia. only) | | | | |
| | 6: Black | | | | |

Lengths:

- 001: 1 m (standard)
003: 3 m
008: 8 m } Application or specification of some parts is not settled.

I.D code: (fuel hose and general purpose hose)

- | | | | | |
|------------|--------------------|--------------------|-----------------------------|-----------------------------|
| 30: 3.0 mm | 50: 5.0 mm | 70: 7.0 mm | 11: 11 mm | 12: 12 (outside dia. 17) mm |
| 35: 3.5 mm | 55: 5.3 mm, 5.5 mm | 75: 7.3 mm, 7.5 mm | 91: 12 (outside dia. 15) mm | 14: 14 mm |
| 45: 4.5 mm | 65: 6.5 mm | 80: 8.0 mm | 92: 12 (outside dia. 16) mm | 17: 17 mm |

ID./OD. code: (vinyl hose)

- | | | | | |
|-------------------------|--------------------------|---------------------------|---------------------------|---------------------------|
| 01: ID. 2.9, OD. 6.8 mm | 12: ID. 5.0, OD. 7.0 mm | 21: ID. 8.0, OD. 9.0 mm | 37: ID. 11.0, OD. 15.0 mm | 50: ID. 16.0, OD. 19.0 mm |
| 03: ID. 3.0, OD. 6.0 mm | 10: ID. 5.0, OD. 8.0 mm | 23: ID. 8.0, OD. 12.0 mm | 38: ID. 12.0, OD. 13.0 mm | 55: ID. 17.5, OD. 20.5 mm |
| 05: ID. 3.5, OD. 6.5 mm | 11: ID. 5.0, OD. 9.0 mm | 25: ID. 9.0, OD. 11.0 mm | 39: ID. 12.0, OD. 14.0 mm | 60: ID. 22.0, OD. 27.0 mm |
| 07: ID. 4.0, OD. 7.0 mm | 14: ID. 6.0, OD. 9.0 mm | 27: ID. 9.0, OD. 13.0 mm | 40: ID. 12.0, OD. 16.0 mm | |
| 08: ID. 4.5, OD. 6.5 mm | 17: ID. 7.0, OD. 9.0 mm | 33: ID. 10.0, OD. 14.0 mm | 43: ID. 13.0, OD. 15.0 mm | |
| 09: ID. 4.5, OD. 8.0 mm | 19: ID. 7.0, OD. 11.0 mm | 36: ID. 11.0, OD. 13.0 mm | 45: ID. 14.0, OD. 18.0 mm | |

Hose type:

- 1: Fuel hose
3: Vinyl hose
5: General hose

Ⓢ **CAUTION: It is DANGEROUS to confuse the fuel hose with the general purpose hose or vinyl hose.**

Never use a general purpose hose or vinyl hose in place of a fuel hose or vice versa. Always use the correct bulk part in the parts catalogue, according to the service manual or the instructions issued with the bulk part.

How to use the flat rate time (F.R.T.)

This F.R.T. (Flat Rate Time) is used to determine the standard labor time allowed for replacement of parts covered by the warranty during the period the warranty is in effect. The F.R.T. for those parts which are not listed herein should be determined from the operation closely related to the replacement of that part.

1. The F.R.T. is based on the following servicing conditions

- a. A liberal allowance is added to the net servicing time.
- b. Standard times specified are based on the condition that the necessary servicing tools listed in the service manual which describes the Honda service policy are available close at hand and the work performed by a mechanic with normal skill.
- c. Time required for inspection and operational test following the servicing is included in the F.R.T.
- d. The F.R.T. for "*" marked parts are same as the F.R.T. for the representative part above.
- e. The F.R.T. shown with (*) includes engine removal and installation.

2. Method of computing

The job times are listed in tenth of an hour to simplify computation.

(Example) 0.3 = 18 minutes
5.6 = 5 hours and 36 minutes

CONVERSION CHART			
Hours	Minutes	Hours	Minutes
0.1	6	0.6	36
0.2	12	0.7	42
0.3	18	0.8	48
0.4	24	0.9	54
0.5	30	1.0	60

3. Computing the F.R.T.

The following are only examples and do not reflect the actual F.R.T. for this product.

When several jobs are performed at the same time, make the calculation in the following manner.

a. Jobs of non duplicated nature

The F.R.T. for the job is obtained by totalling the F.R.T. for each part replaced.

(Example) Replacement of head cover gasket and oil filter.

Service item	F.R.T.
Packing, cylinder head cover	0.5
Cartridge, oil filter	0.5

The F.R.T. for the job is: $0.5 + 0.5 = 1.0$

b. Jobs of duplicated nature

Take the F.R.T. for the last part to be replaced.

(Example) Replacement of piston and cylinder head gasket.

Service item	F.R.T.
Gasket comp., cylinder head	3.0
Piston	*5.0

The F.R.T. for the job is: 5.0

c. Jobs of partially related nature

Total up the F.R.T. for all of the parts replaced and then subtract the F.R.T. for the duplicated operation (i.e., cylinder head gasket service).

(Example) Replacement of valve and cylinder head.

Service item	F.R.T.
Valve	*3.0
Head assy., cylinder	*4.0
Gasket comp., cylinder head	*2.5

The F.R.T. for the job is: $(3.0 + 4.0) - 2.5 = 4.5$

- The F.R.T. shown with (*) includes engine removal and installation.
- The parts, having the same number of man-hour, are identified by a mark "*", and classified under the title of their representative work.

4. Adjustment, cleaning

Item	Service item	F.R.T.
Adjustment	Valve clearance	0.3
	Carburetor	0.2
	Governor	0.2
Cleaning	Carburetor	0.6
	Air cleaner element	0.1
	Spark arrester	0.2
	Spark plug	0.1

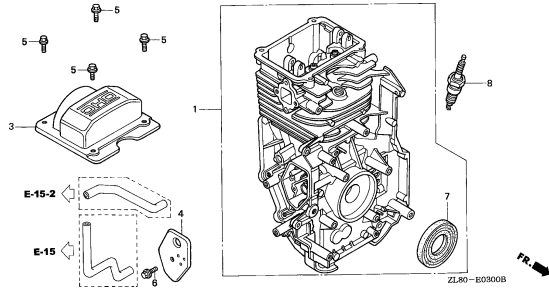
ENGINE GROUP

C14

E-3

CYLINDER BARREL

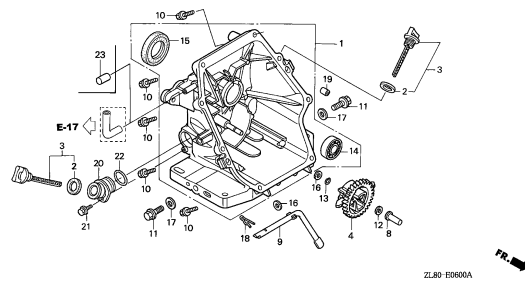
D 1



E-6

CRANKCASE COVER

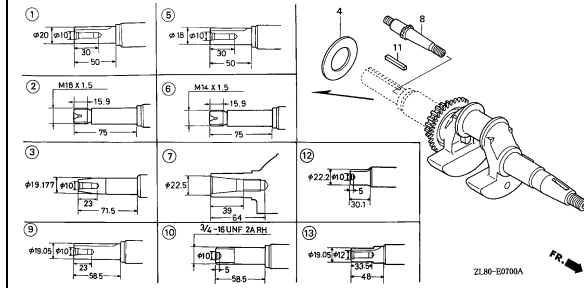
D 3



E-7

CRANKSHAFT

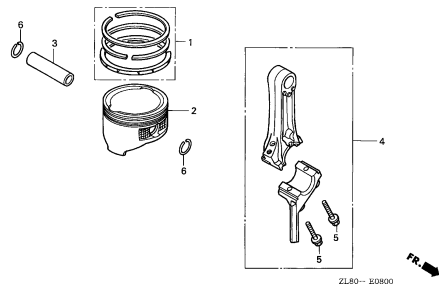
D 7



E-8

PISTON/CONNECTING ROD

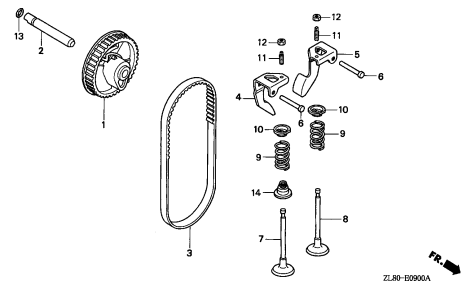
D 8



E-9

CAMSHAFT

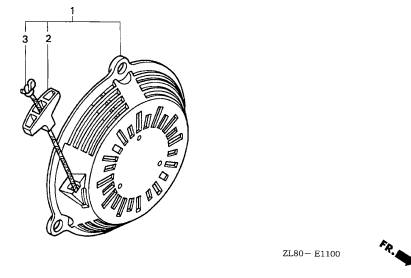
D 9



E-11

RECOIL STARTER

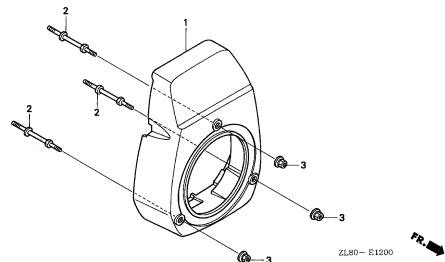
D11



E-12

FAN COVER

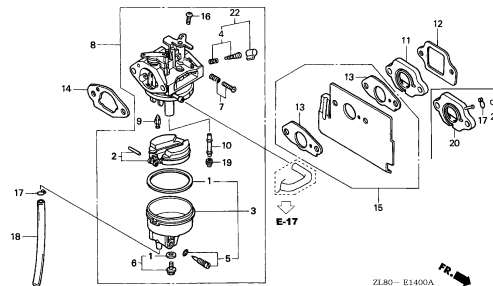
D13



E-14

CARBURETOR

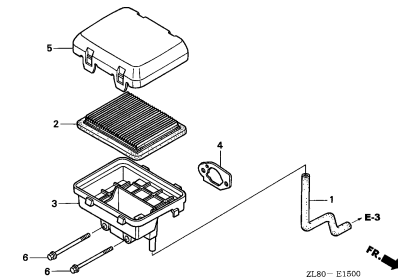
D14



E-15

AIR CLEANER(1)

D16



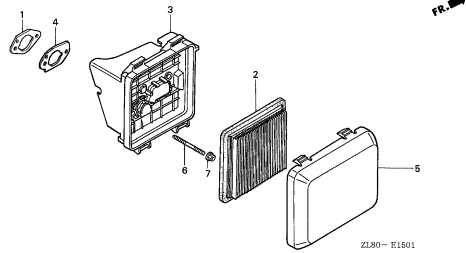
ENGINE GROUP

C15

E-15-1

AIR CLEANER(2)

E 2

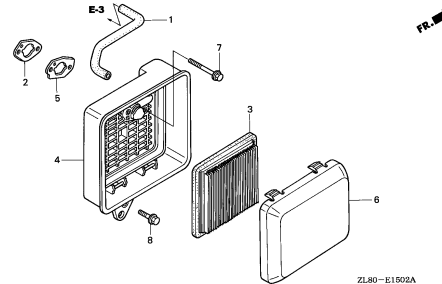


ZL80 - E1501

E-15-2

AIR CLEANER(3)

E 3

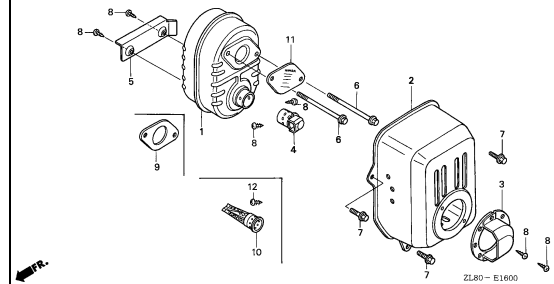


ZL80 - E1502A

E-16

MUFFLER

E 4

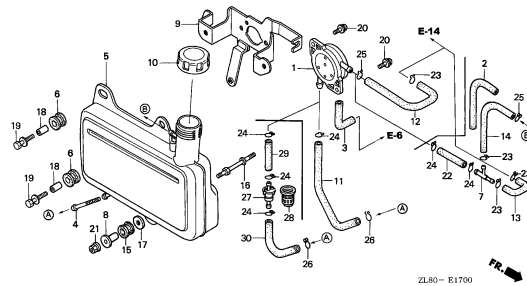


ZL80 - E1600

E-17

FUEL TANK/FUEL PUMP

E 6

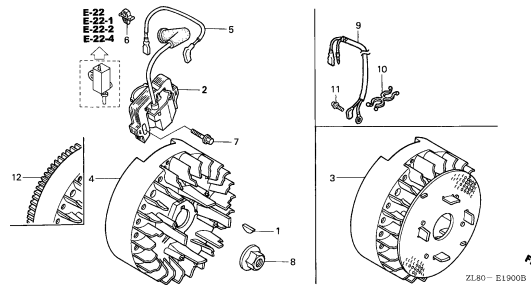


ZL80 - E1700

E-19

FLYWHEEL/IGNITION COIL

E11

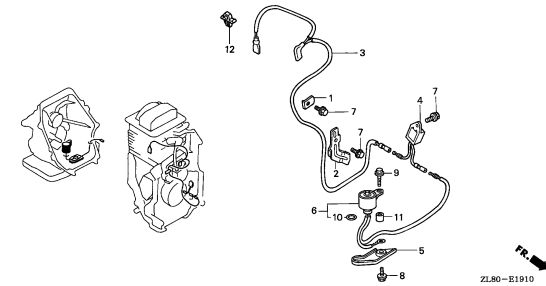


ZL80 - E1900B

E-19-10

OIL ALERT/OIL LEVEL SWITCH

E13

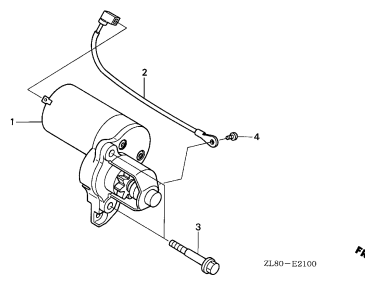


ZL80 - E1910

E-21

STARTER MOTOR

E15

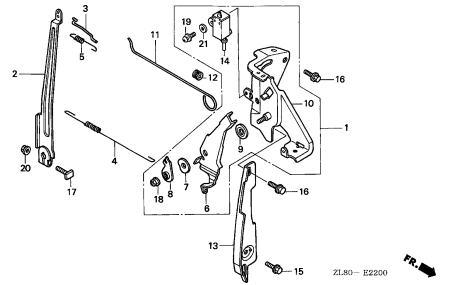


ZL80 - E2100

E-22

CONTROL(1)

E16

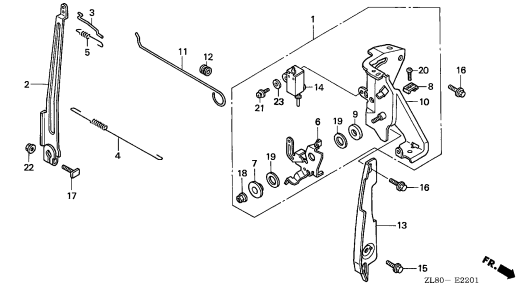


ZL80 - E2200

E-22-1

CONTROL(2)

F 2



ZL80 - E2201

2

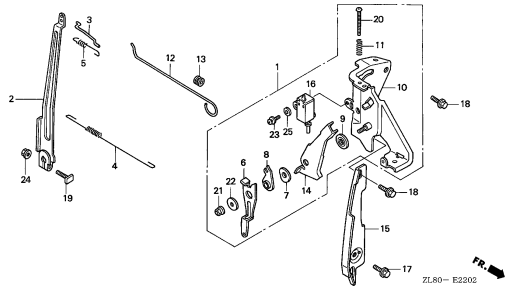
ENGINE GROUP

C16

E-22-2

CONTROL(3)

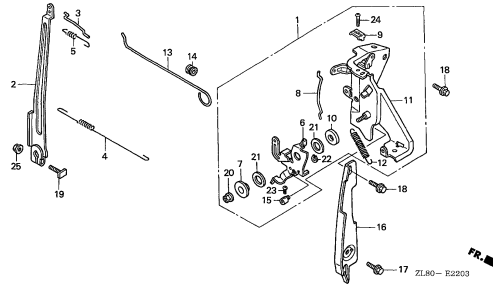
F 6



E-22-3

CONTROL(4)

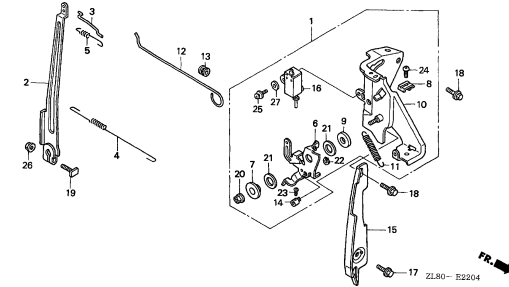
F 8



E-22-4

CONTROL(5)

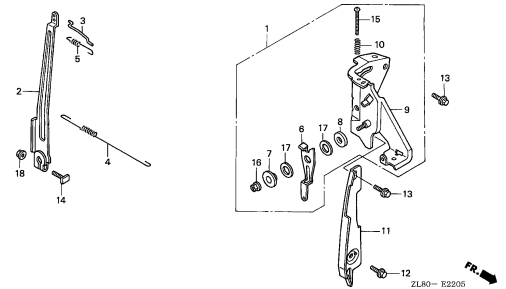
F10



E-22-5

CONTROL(6)

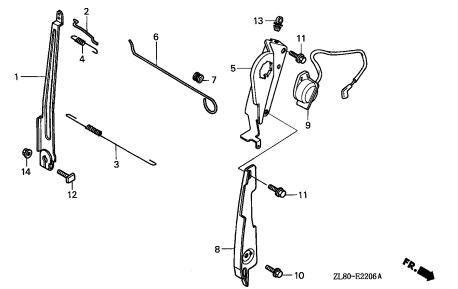
F12



E-22-6

CONTROL(7)

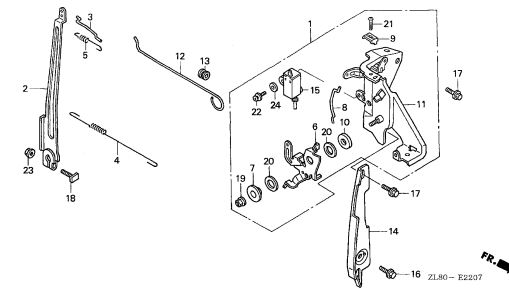
F13



E-22-7

CONTROL(8)

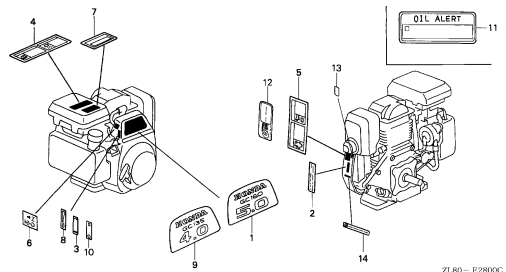
F14



E-28

LABEL

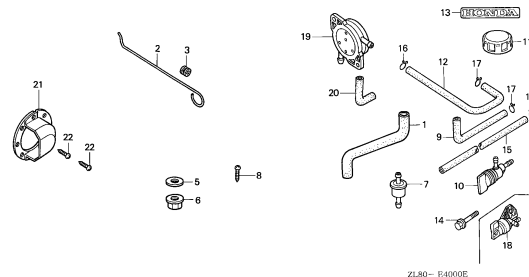
G 2



E-40

OTHER PARTS

G 4

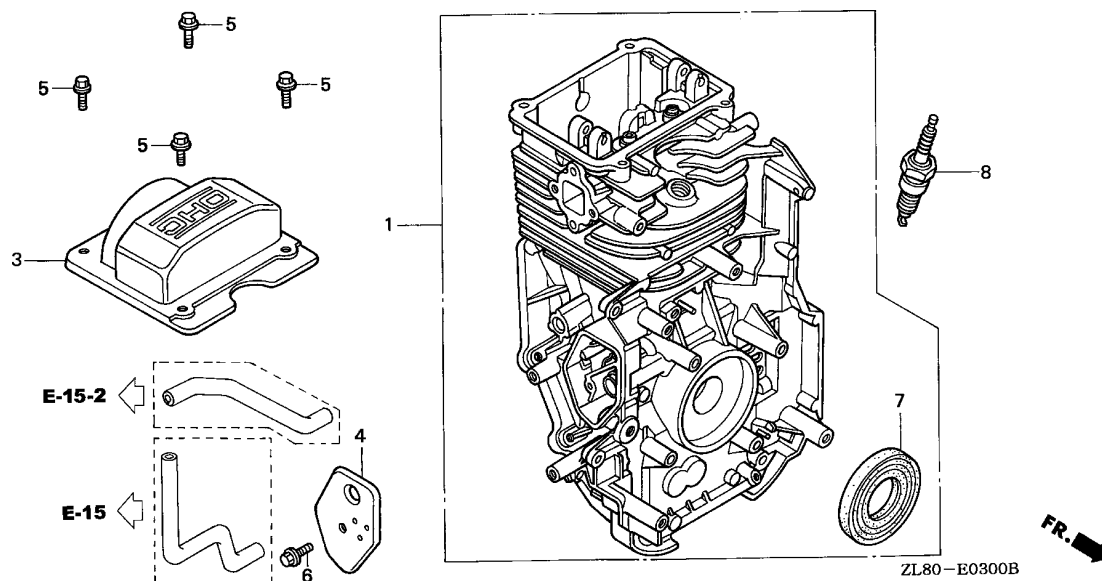


2

E-3

CYLINDER BARREL

D 1



Service item	F.R.T.
PLUG, SPARK	0.1
COVER COMP., BREATHER	0.2
.COVER, HEAD	
OIL SEAL, 25.4X62X6	1.3
BARREL ASSY., CYLINDER	1.6

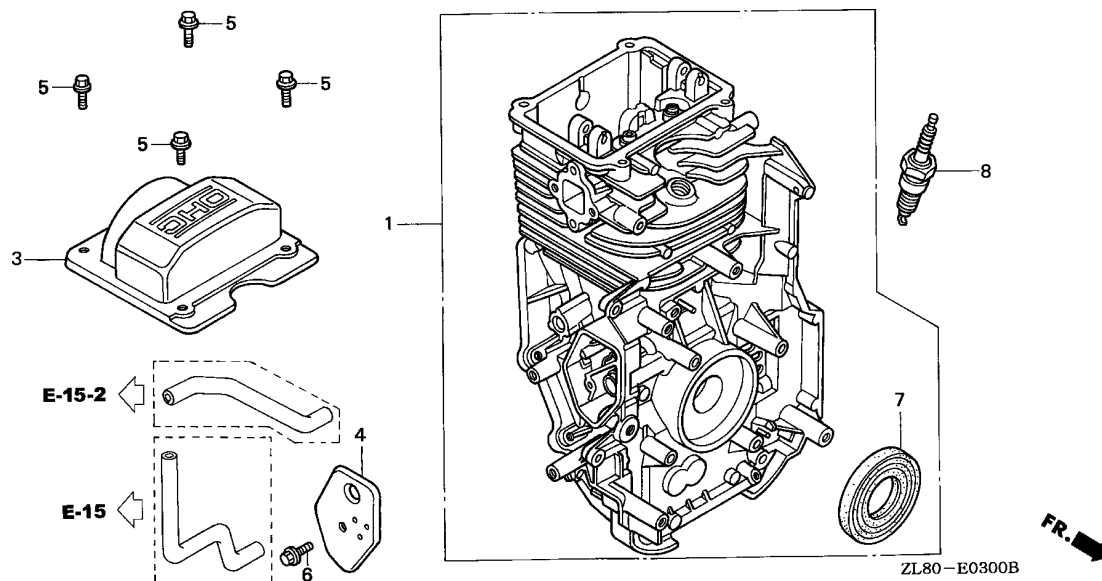
Ref. No.	Part No.	Description	Reqd. QTY					Serial No.	Parts catalogue code
			GC 135	GC 160	GC 160A	GC 135E	GC 160E		
1	12000-ZL9-000	BARREL ASSY., CYLINDER	1	-	-	-	-	1075749	PHA,PHC,PHD,PHU,PXA,PXC,PXD,PXU,QHA,QHA1,QHA2,QHC,QHC1,QHE,QHEB,QHEP,QHE1,QHE2,QHE3,QHE4,QHE5,QUH,QUH1,SHE,SHE1,SHE2,SHE3,SHE4,SHE5,SHE6,SHJ,SHJ1,VHA,VHC,VHE,VHJ,VHU,VXA,VXC,VXD,VXE,VXJ,VXU,WHE,WHJ,WME1,WME2,WXE,WXJ
	12000-ZL9-405	1	-	-	-	-	1075750	PHC,PHD,PHU,PXD,QHA2,QHE4,QUH1,SHE3,SHE4,SHE5,VHU,VXD
	12000-ZL9-415	1	-	-	-	-	1075750	QFC,QFJ,QHP7,SHJ4,VXP4,VXP5,WKT2
									PHA,PXA,PXC,PXU,QHA,QHA1,QHC,QHC1,QHE,QHEB,QHEP,QHE1,QHE2,QHE3,QHE5,QUH,SHE,SHE1,SHE2,SHE6,SHJ,SHJ1,VHA,VHC,VHE,VHJ,VXA,VXC,VXE,VXJ,VXU,WHE,WHJ,WME1,WME2,WXE,WXJ
	12000-ZL8-000	-	1	-	-	-	1212616	PHA,PHC,PHD,PHU,PXA,PXC,PXD,PXU,QHA,QHA1,QHA2,QHC,QHC1,QHE,QHEB,QHEP,QHE1,QHE2,QHE3,QHE4,QHE5,QUH,QUH1,SHE,SHE1,SHE3,SHE4,SHE5,SHE6,SHJ,SHJ1,VHA,VHC,VHE,VHJ,VHU,VX,VXA,VXC,VXE,VXJ,VXU,WHE,WHJ,WME1,WME2,WXE,WXJ
	12000-ZL8-405	-	1	-	-	-	1212617	PHD,PHU,PXD,QUH1,SHE3,SHE4,SHE5,VHU
	12000-ZL8-415	-	1	1	-	-	1212617	DHAF,MHA2,QBC,QDE,QFC,QHAF,QHAJ,QHET,QHM,QHP7,WKT2
									PHA,PHC,PXA,PXC,PXU,QHA,QHA1,QHA2,QHC,QHC1,QHE,QHEB,QHEP,QHE1,QHE2,QHE3,QHE4,QHE5,QUH,SHE,SHE1,SHE6,SHJ,SHJ1,VHA,VHC,VHE,VHJ,VX,VXA,VXC,VXE,VXJ,VXU,WHE,WHJ,WME1,WME2,WXE,WXJ
					1	-	-		PHA,PXU,QHA,QHA1,QHA2,QHC,QHE,QHEB,QHEP,QHE1,QHE2,QHE4,QHE5,QUH,SHE,SHE1,SHE6,VHA,VXA,VXE,VXU
	12000-Z0L-405	-	-	1	-	-		MEA2



E-3

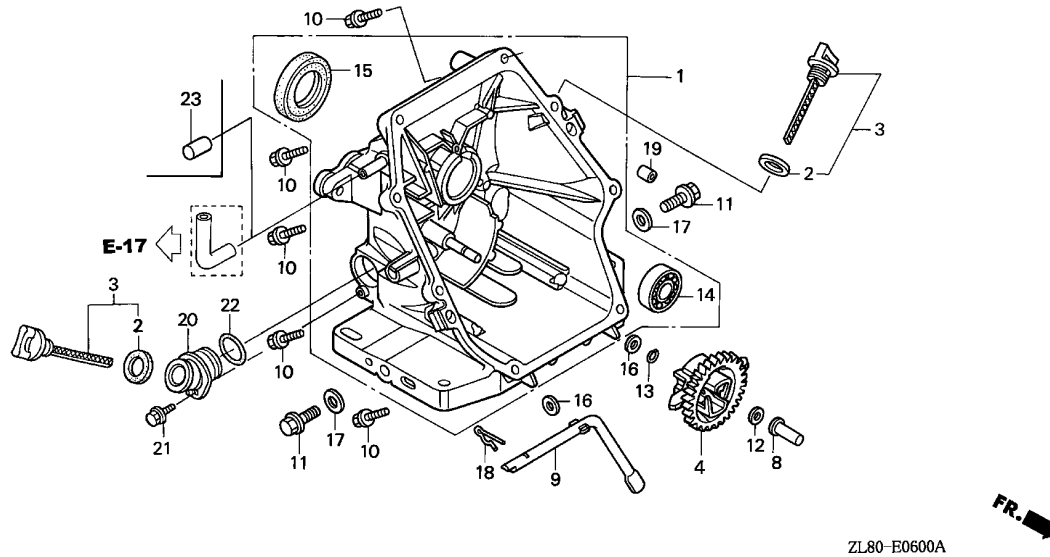
CYLINDER BARREL

D 2



2

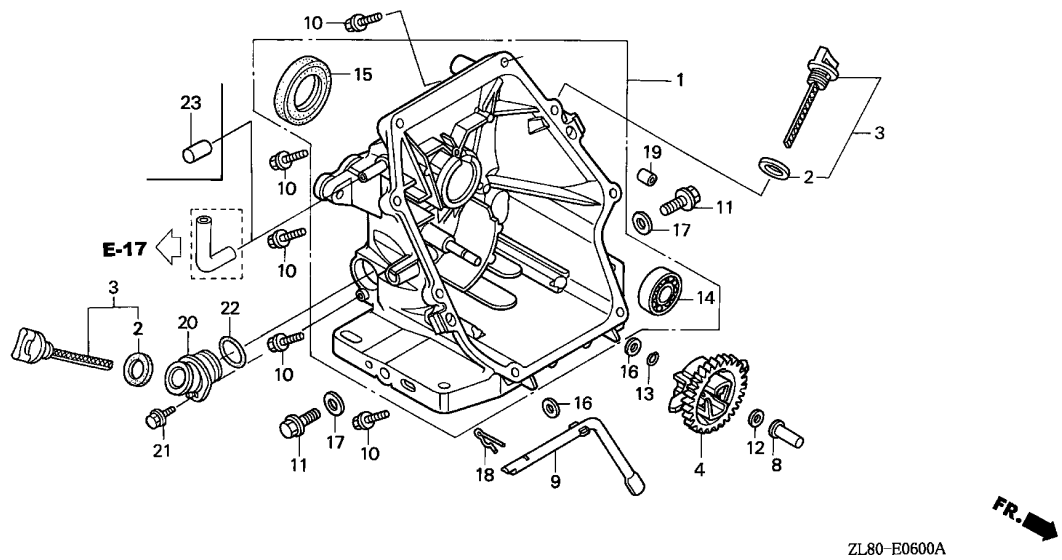
Ref. No.	Part No.	Description	Reqd. QTY					Serial No.	Parts catalogue code
			GC 135	GC 160	GC 160A	GC 135E	GC 160E		
3	12311-ZL8-000	COVER, HEAD	1	-	-	-	-	1122153	PHA,PHC,PHD,PHU,PXA,PXC,PXD,PXU,QHA,QHA1,QHA2,QHC,QHC1,QHE,QHEB,QHEP,QHE1,QHE2,QHE3,QHE4,QHE5,QHU,QHU1,SHE,SHE1,SHE2,SHE3,SHE4,SHE5,SHE6,SHJ,SHJ1,VHA,VHC,VHE,VHJ,VHU,VXA,VXC,VXD,VXE,VXJ,VXU,WHE,WHJ,WKT2,WME1,WME2,WXE,WXJ
			-	1	-	-	-	1468766	PHA,PHC,PHD,PHU,PXA,PXC,PXD,PXU,QHA,QHA1,QHA2,QHC,QHC1,QHE,QHEB,QHEP,QHET,QHE1,QHE2,QHE3,QHE4,QHE5,QHU,QHU1,SHE,SHE1,SHE3,SHE4,SHE5,SHE6,SHJ,SHJ1,VHA,VHC,VHE,VHJ,VHU,VX,VXA,VXC,VXE,VXJ,VXU,WHE,WHJ,WKT2,WME1,WME2,WXE,WXJ
	12311-ZL8-000	1	1	-	-	-	-----	QBC,QFC,QFJ,QHAJ,QHM,QHP7,SHJ4,VXP4,VXP5
			1	-	-	-	-	1122154	PHA,PHC,PHD,PHU,PXA,PXC,PXD,PXU,QHA,QHA1,QHA2,QHC,QHC1,QHE,QHEB,QHEP,QHE1,QHE2,QHE3,QHE4,QHE5,QHU,QHU1,SHE,SHE1,SHE2,SHE3,SHE4,SHE5,SHE6,SHJ,SHJ1,VHA,VHC,VHE,VHJ,VHU,VXA,VXC,VXD,VXE,VXJ,VXU,WHE,WHJ,WKT2,WME1,WME2,WXE,WXJ
			-	1	-	-	-	1468767	PHA,PHC,PHD,PHU,PXA,PXC,PXD,PXU,QHA,QHA1,QHA2,QHC,QHC1,QHE,QHEB,QHEP,QHET,QHE1,QHE2,QHE3,QHE4,QHE5,QHU,QHU1,SHE,SHE1,SHE3,SHE4,SHE5,SHE6,SHJ,SHJ1,VHA,VHC,VHE,VHJ,VHU,VX,VXA,VXC,VXE,VXJ,VXU,WHE,WHJ,WKT2,WME1,WME2,WXE,WXJ
4	12355-ZL8-000	COVER COMP., BREATHER	1	1	1	1	1		
5	90013-883-000	BOLT, FLANGE, 6X12(CT200) ...	4	4	4	4	4		
6	90014-952-000	BOLT, FLANGE, 6X14(CT200) ...	1	1	1	1	1		
7	91201-ZL8-003	OIL SEAL, 25.4X62X6	1	1	1	1	1		
8	98079-56846	PLUG, SPARK (BPR6ES)(NGK) ...	1	1	1	1	1		



Service item	F.R.T.
WASHER, DRAIN PLUG, 12MM	0.1
SHAFT, GOVERNOR ARM	0.4
GOVERNOR ASSY.	0.5
(INC. RELATIVE PART)	
.OIL SEAL, 28X41.25X6	
COVER ASSY., CRANKCASE	0.6
BEARING, RADIAL BALL, 62/28 ..	0.7

Ref. No.	Part No.	Description	Reqd. QTY					Serial No.	Parts catalogue code
			GC 135	GC 160	GC 160A	GC 135E	GC 160E		
1	11300-ZL8-000	COVER ASSY., CRANKCASE	1	-	-	-	-	1108036 SHE,SHE1,SHE2,SHE3,SHE4,SHE5,SHE6,SHJ,SHJ1	
	11300-ZL8-600	1	-	-	-	-	1398445 SHE,SHE1,SHE3,SHE4,SHE5,SHE6,SHJ,SHJ1	
	11300-ZL8-630	1	1	-	1	1	1108036 QHA,QHA1,QHA2,QHC,QHC1,QHE,QHEB,QHEP,QHE1,QHE2,QHE3,QHE4	
	11300-ZL8-Q00	1	1	-	1	1	1398445 QHE5,QHU,QHU1	
	11300-ZL8-010	1	-	-	-	-	1108037 QHA,QHA1,QHA2,QHC,QHC1,QHE,QHEB,QHEP,QHE1,QHE2,QHE3,QHE4	
	11300-ZL8-405	1	1	1	-	-	1398445 QHE5,QHU,QHU1	
	11300-ZL8-406	1	1	1	1	1	WKT2,WME2,WXE,WXJ	
	11300-ZL8-601	1	-	-	-	-	1108037 WHE,WHJ,WME1	
	11300-ZL8-408	1	-	-	1	-	1398446 QFC,QFJ	
	11300-ZL8-409	1	1	1	1	1	1108037 SHE2,SHE3,SHE4,SHE5	
	11300-Z0J-405	-	-	1	1	1	1398446 SHE3,SHE4,SHE5,SHJ1	
			-	-	1	1	1	1108037 PHA,PHC,PHD,PHU,QBC,VHA,VHC,VHE,VHJ,VHU	
			-	-	1	1	1	1398446 QFC	
			-	-	1	1	1	1108037 PXA,PXC,PXD,PXU,VX,VXA,VXC,VXD,VXE,VXJ,VXP4,VXP5,VXU	
			-	-	1	1	1	1398446 QHA2,QHE4,QHU1	
			-	-	1	1	1	1108037 QHC1,QHU1	
			-	-	1	1	1	1398446 SHJ4	
			-	-	1	1	1	1108037 SHE,SHE1,SHE6,SHJ,SHJ1	
			-	-	1	1	1	1398446 SHE,SHE1,SHE6,SHJ	
			-	-	1	1	1	1108037 SHE,SHE1,SHE6,SHJ,SHJ1	
			-	-	1	1	1	1398446 QHAJ,QHET,QHM,QHP7	
			-	-	1	1	1	1108037 QHA,QHA1,QHC,QHC1,QHE,QHEB,QHEP,QHE1,QHE2,QHE3,QHE5,QHU	
			-	-	1	1	1	1398446 QHA,QHA1,QHA2,QHC,QHE,QHEB,QHEP,QHE1,QHE2,QHE3,QHE4,QHE5	
			-	-	1	1	1	1108037 QHU	
			-	-	1	1	1	1398446 DHAJ,MEA2,MHA2,QHA,QHAF,QHA1,QHA2,QHC,QHE,QHEB,QHEP,QHE1	
			-	-	1	1	1	1108037 QHE2,QHE4,QHE5,QHU	
			-	-	1	1	1	1398446 QDE	

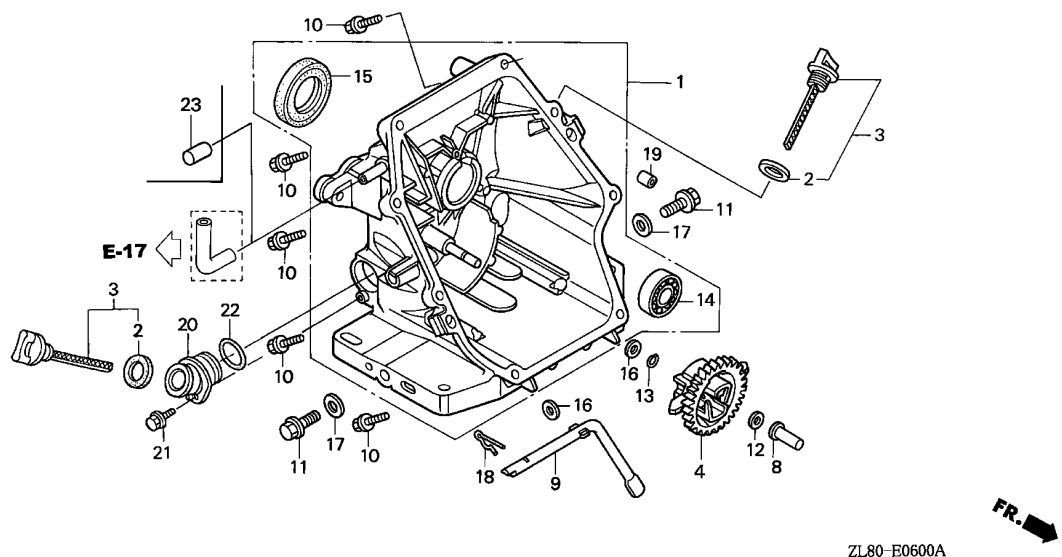




Ref. No.	Part No.	Description	Reqd. QTY					Serial No.	Parts catalogue code
			GC 135	GC 160	GC 160A	GC 135E	GC 160E		
2	15625-ZE1-003	PACKING, OIL FILLER CAP	1	1	1	1	1	-----	DHAF, MEA2, MHA2, PHA, PHC, PHD, PHU, PXA, PXC, PXD, PXU, QBC, QFC, QFJ, QHA, QHAF, QHAJ, QHA1, QHA2, QHC, QHC1, QHE, QHEB, QHEP, QHET, QHE1, QHE2, QHE3, QHE4, QHE5, QHM, QHP7, QHU, QHU1, SHE, SHE1, SHE2, SHE3, SHE4, SHE5, SHE6, SHJ, SHJ1, SHJ4, VHA, VHC, VHE, VHJ, VHU, VX, VXA, VXC, VXD, VXE, VXJ, VXP4, VXP5, VXU, WHE, WHJ, WME1
3	15650-ZL8-003	GAUGE ASSY., OIL LEVEL	2	2	2	2	2	-----	QDE, WKT2, WME2, WXE, WXJ
			1	1	-	-	-	-----	PHC, PHD, PHU, PXA, PXD, QHU1, SHE2, SHE3, SHE4, SHE5, VHU, VXD
			1	-	-	-	-	-----	PXU, QHA2, QHE4, VHA, VXJ
			1	-	-	-	-	1245479	PHA, PXC, QFC, QFJ, QHA, QHA1, QHC, QHC1, QHE, QHEB, QHEP, QHE1, QHE2, QHE3, QHE5, QHU, SHE, SHE1, SHE6, SHJ, SHJ1, SHJ4, VHC, VHE, VHJ, VXA, VXC, VXE, VXP4, VXP5, VXU, WHE, WHJ, WME1
			2	-	-	-	-	1245479	WKT2, WME2, WXE, WXJ
			-	1	-	-	-	-----	PXC, QHC1, SHJ1, VHC
-	1	-	-	-	1805025	PHA, PXU, QBC, QFC, QHA, QHAJ, QHA1, QHA2, QHC, QHE, QHEB, QHEP, QHET, QHE1, QHE2, QHE3, QHE4, QHE5, QHM, QHU, SHE, SHE1, SHE6, SHJ, VHA, VHE, VHJ, VX, VXA, VXC, VXE, VXJ, VXU, WHE, WHJ, WME1			
-	2	-	-	-	-----	WXJ			
-	2	-	-	-	1805025	WKT2, WME2, WXE			

Ref. No.	Part No.	Description	Reqd. QTY					Serial No.	Parts catalogue code
			GC 135	GC 160	GC 160A	GC 135E	GC 160E		
(3)	15650-ZL8-013	GAUGE ASSY., OIL LEVEL	1	1	2	1	1	-----	QDE,QHP7
			1	-	-	-	-	1245480	----- PHA,PXC,QFC,QFJ,QHA,QHA1,QHC,QHC1,QHE,QHEB,QHEP,QHE1,QHE2,QHE3,QHE5,QHU,SHE,SHE1,SHE6,SHJ,SHJ1,SHJ4,VHC,VHE,VHJ,VXA,VXC,VXE,VXP4,VXP5,VXU,WHE,WHJ,WME1
			2	-	-	-	-	1245480	----- WKT2,WME2,WXE,WXJ
			-	1	-	-	-	1805026	----- PHA,PXU,QBC,QFC,QHA,QHAJ,QHA1,QHA2,QHC,QHE,QHEB,QHEP,QHET,QHE1,QHE2,QHE3,QHE4,QHE5,QHM,QHU,SHE,SHE1,SHE6,SHJ,VHA,VHE,VHJ,VX,VXA,VXC,VXE,VXJ,VXU,WHE,WHJ,WME1
-	-	-	-	-	1805026	----- WKT2,WME2,WXE			
-	-	-	1	1	1	-----	DHAF,MEA2,MHA2,PHA,PXU,QBC,QFC,QFJ,QHA,QHAF,QHAJ,QHA1,QHA2,QHC,QHE,QHEB,QHEP,QHET,QHE1,QHE2,QHE4,QHE5,QHU,SHE,SHE1,SHE6,SHJ,SHJ1,SHJ4,VHA,VXA,VXE,VXP5,VXU,WHJ		
-	-	-	-	2	2	-----	WKT2		
4	16510-ZL8-000	GOVERNOR ASSY.	1	1	1	1	1		
8	16531-ZE1-000	SLIDER, GOVERNOR	1	1	1	1	1		
9	16541-ZL8-000	SHAFT, GOVERNOR ARM	1	1	1	1	1		
10	90121-952-000	BOLT, FLANGE, 6X25	8	8	8	8	8		
11	90131-883-000	BOLT, DRAIN PLUG, 12X15	1	-	-	-	-	-----	1108026 QHA,QHA1,QHA2,QHC,QHC1,QHE,QHEB,QHEP,QHE1,QHE2,QHE3,QHE4,QHE5,QHU,QHU1,SHE,SHE1,SHE2,SHE3,SHE4,SHE5,SHE6,SHJ,SHJ1
			2	2	2	-	-	-----	PHA,PHC,PHD,PHU,PXA,PXC,PXD,PXU,QDE,QFJ,QHAJ,QHET,QHM,SHJ4,VHA,VHC,VHE,VHJ,VHU,VX,VXC,VXD,VXE,VXJ,VXP4,VXP5,VXU,WHE,WHJ,WKT2,WME1,WME2,WXE,WXJ
			2	2	-	-	-	-----	QBC,VXA
			2	-	2	-	-	-----	QFC
			-	1	-	-	-	-----	1398445 QHA,QHA1,QHA2,QHC,QHC1,QHE,QHEB,QHEP,QHE1,QHE2,QHE3,QHE4,QHE5,QHU,QHU1,SHE,SHE1,SHE3,SHE4,SHE5,SHE6,SHJ,SHJ1
			-	-	2	-	-	-----	QHC,QHE,QHEB,QHEP,QHE1,QHE2,QHE4,QHE5,QHU,SHE,SHE1,SHE6
			2	2	2	-	-	-----	DHAF,MEA2,MHA2,QDE,QHAF,QHP7,SHJ4
			2	-	-	-	-	-----	1108027 QHA,QHA1,QHA2,QHC,QHC1,QHE,QHEB,QHEP,QHE1,QHE2,QHE3,QHE4,QHE5,QHU,QHU1,SHE,SHE1,SHE2,SHE3,SHE4,SHE5,SHE6,SHJ,SHJ1
			-	2	-	-	-	-----	1398446 QHA,QHA1,QHA2,QHC,QHC1,QHE,QHEB,QHEP,QHE1,QHE2,QHE3,QHE4,QHE5,QHU,QHU1,SHE,SHE1,SHE3,SHE4,SHE5,SHE6,SHJ,SHJ1
			-	-	2	-	-	-----	QHA,QHA1,QHA2
-	-	-	2	2	-----				
12	90451-ZE1-000	WASHER, THRUST, 6MM	1	1	1	1	1		
13	90602-ZE1-000	CLIP, GOVERNOR HOLDER	1	1	1	1	1		
14	91001-ZL8-003	BEARING, RADIAL BALL, 62/28	1	1	1	1	1	-----	
15	91202-ZL8-003	OIL SEAL, 28X41.25X6	1	1	1	1	1	-----	PHA,PHC,PHD,PHU,PXA,PXC,PXD,PXU,QBC,QFC,QFJ,VHA,VHC,VHE,VHJ,VHU,VX,VXA,VXC,VXD,VXE,VXJ,VXP4,VXP5,VXU,WHE,WHJ,WKT2,WME1,WME2,WXE,WXJ
			1	1	1	1	1	-----	
16	94101-06800	WASHER, PLAIN, 6MM	2	2	2	2	2		





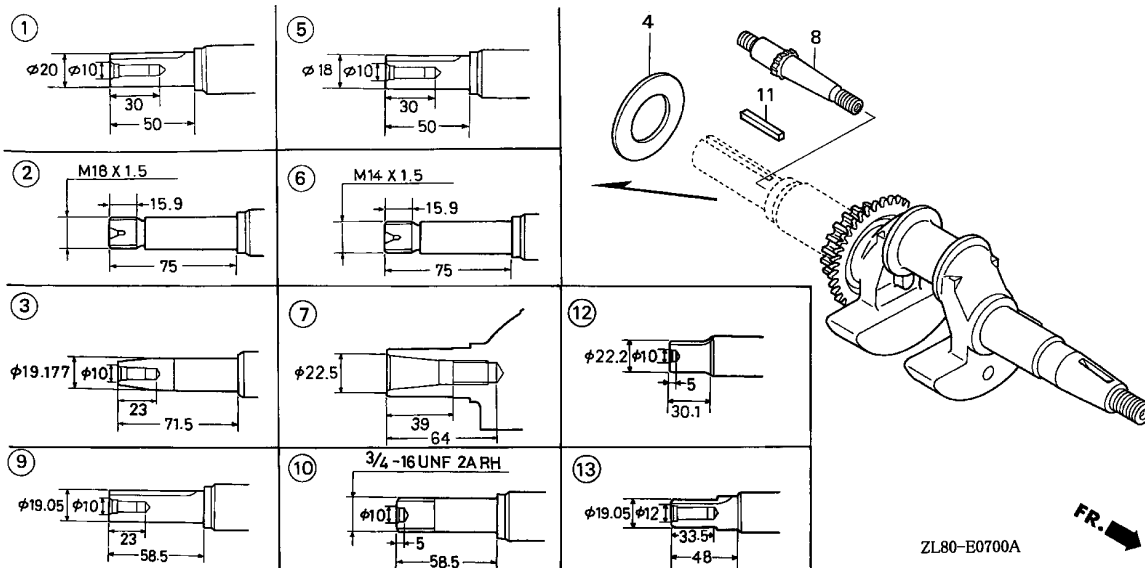
2

Ref. No.	Part No.	Description	Reqd. QTY					Serial No.	Parts catalogue code
			GC 135	GC 160	GC 160A	GC 135E	GC 160E		
17	94109-12000	WASHER, DRAIN PLUG, 12MM	1	-	-	-	-	1108026	QHA,QHA1,QHA2,QHC,QHC1,QHE,QHEB,QHEP,QHE1,QHE2,QHE3,QHE4,QHE5,QHU,QHU1,SHE,SHE1,SHE2,SHE3,SHE4,SHE5,SHE6,SHJ,SHJ1,PHA,PHC,PHD,PHU,PXA,PXC,PXD,PXU,QDE,QFJ,QHAJ,QHET,QHM,SHJ4,VHA,VHC,VHE,VHJ,VHU,VX,VXC,VXD,VXE,VXJ,VXP4,VXP5,VXU,WHE,WHJ,WKT2,WME1,WME2,WXE,WXJ
			2	2	2	-	-	-----	-----
			2	2	-	-	-	-----	-----
			2	-	2	-	-	-----	-----
			-	1	-	-	-	1398445	QHA,QHA1,QHA2,QHC,QHC1,QHE,QHEB,QHEP,QHE1,QHE2,QHE3,QHE4,QHE5,QHU,QHU1,SHE,SHE1,SHE3,SHE4,SHE5,SHE6,SHJ,SHJ1
			-	-	2	-	-	-----	-----
			2	2	2	-	-	-----	-----
			2	-	-	-	-	1108027	QHA,QHA1,QHA2,QHC,QHC1,QHE,QHEB,QHEP,QHE1,QHE2,QHE3,QHE4,QHE5,QHU,QHU1,SHE,SHE1,SHE2,SHE3,SHE4,SHE5,SHE6,SHJ,SHJ1
			-	2	-	-	-	1398446	QHA,QHA1,QHA2,QHC,QHC1,QHE,QHEB,QHEP,QHE1,QHE2,QHE3,QHE4,QHE5,QHU,QHU1,SHE,SHE1,SHE3,SHE4,SHE5,SHE6,SHJ,SHJ1
18	94251-08000	PIN, LOCK, 8MM	1	1	1	1	1	-----	-----
19	94301-08200	DOWEL PIN, 8X20	2	2	2	2	2	-----	-----
20	15631-ZL8-000	EXTENSION, OIL FILLER	1	1	1	1	1	-----	QDE,WKT2,WME2,WXE,WXJ
21	90013-ZL8-000	BOLT, FLANGE, 6X14(CT200)	1	1	1	1	1	-----	QDE,WKT2,WME2,WXE,WXJ
22	91301-ZE9-003	O-RING, 22.5X2.2	1	1	1	1	1	-----	QDE,WKT2,WME2,WXE,WXJ
23	90634-ZL8-H00	CAP, SEALING	1	-	-	1	-	-----	VXP4,VXP5

E-7

CRANKSHAFT

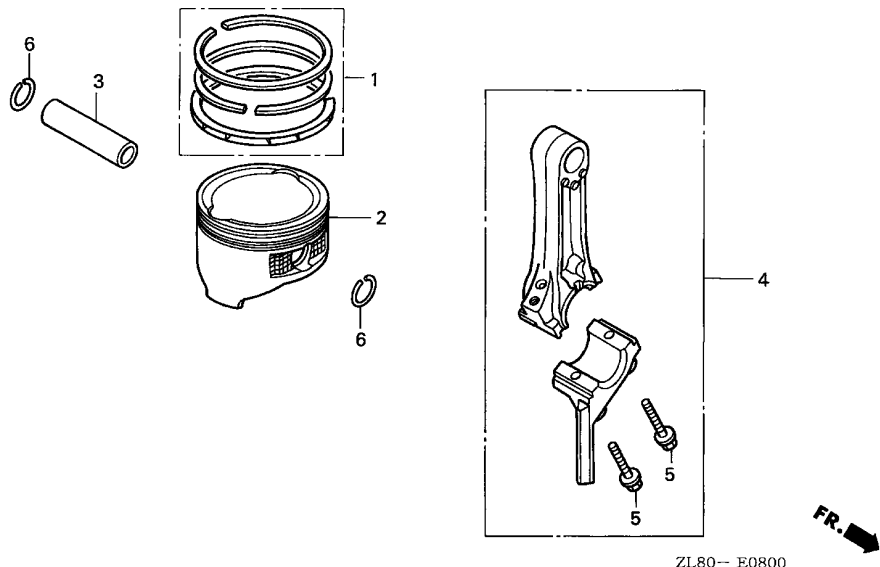
D 7



Service item	F.R.T.
SHAFT, P.T.O.	0.1
CRANKSHAFT COMP.	1.3

Ref. No.	Part No.	Description	Reqd. QTY					Serial No.	Parts catalogue code
			GC 135	GC 160	GC 160A	GC 135E	GC 160E		
1	13310-ZL8-000	CRANKSHAFT COMP.	-	1	1	-	1	-----	SHE,SHE1,SHE3,SHE4,SHE5,SHE6,SHJ,SHJ1
2	13310-ZL8-630	CRANKSHAFT COMP.	-	1	-	-	-	1060719	WHE,WHJ,WXE,WXJ
	13310-ZL8-631	-	1	-	-	1	-----	WKT2
		-	1	-	-	1	1060720	WHE,WHJ,WXE,WXJ
		-	-	-	-	1	-----	WHJ
3	13310-ZL9-670	CRANKSHAFT COMP.	1	-	-	1	-	-----	VHA,VHC,VHE,VHJ,VHU,VXA,VXC,VXD,VXE,VXJ,VXP4,VXP5,VXU
	13310-ZL8-670	-	1	-	-	-	1060719	VHA,VHC,VHE,VHJ,VHU,VX,VXA,VXC,VXE,VXJ,VXU
	13310-ZL8-671	-	1	-	-	-	1060720	VHA,VHC,VHE,VHJ,VHU,VX,VXA,VXC,VXE,VXJ,VXU
		-	-	1	-	1	-----	VHA,VXA,VXE,VXU
4	90402-ZL8-000	WASHER, THRUST	1	1	1	1	1	-----	
5	13310-ZL9-000	CRANKSHAFT COMP.	1	-	-	1	-	-----	SHE,SHE1,SHE2,SHE3,SHE4,SHE5,SHE6,SHJ,SHJ1,SHJ4
6	13310-ZL9-630	CRANKSHAFT COMP.	1	-	-	1	-	-----	WHE,WHJ,WKT2,WXE,WXJ
7	13310-ZL9-600	CRANKSHAFT COMP.	1	-	-	-	-	-----	WME1,WME2
	13310-ZL8-000	-	1	-	-	-	-----	WME1,WME2
8	13312-ZL8-600	SHAFT, P.T.O.	1	1	-	-	-	-----	WME1,WME2
9	13310-ZL9-600	CRANKSHAFT COMP.	1	-	-	1	-	-----	QFC,QFJ,QHA,QHA1,QHA2,QHC,QHC1,QHE,QHEB,QHEP,QHE1,QHE2
		-	1	1	-	1	-----	QHE3,QHE4,QHE5,QHP7,QUH,QUH1
		-	1	1	-	1	-----	QBC,QDE,QFC,QHA,QHAF,QHAJ,QHA1,QHA2,QHC,QHC1,QHE,QHEB,QHEP
		-	1	1	-	-	-----	QHET,QHE1,QHE2,QHE3,QHE4,QHE5,QHM,QHP7,QUH,QUH1
10	13310-ZL9-650	CRANKSHAFT COMP.	1	-	-	-	-	-----	PHA,PHC,PHD,PHU,PXA,PXC,PXD,PXU
	13310-ZL8-650	-	1	1	-	-	-----	PHA,PHC,PHD,PHU,PXA,PXC,PXD,PXU
11	90745-ZE1-600	KEY, 4.78X4.78X38	1	1	1	1	1	-----	QHET,QHE5,QHM
12	13310-Z0J-650	CRANKSHAFT COMP.	-	-	1	-	-	-----	DHAF
13	13310-Z0J-660	CRANKSHAFT COMP.	-	-	1	-	-	-----	MEA2,MHA2

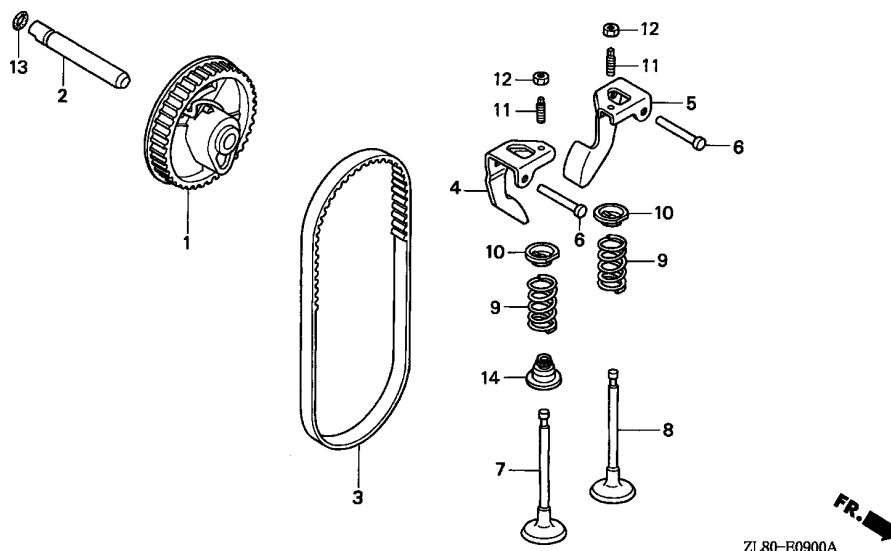
2



Service item	F.R.T.
ROD ASSY., CONNECTING	1.0
PISTON	1.1
.RING SET, PISTON	

2

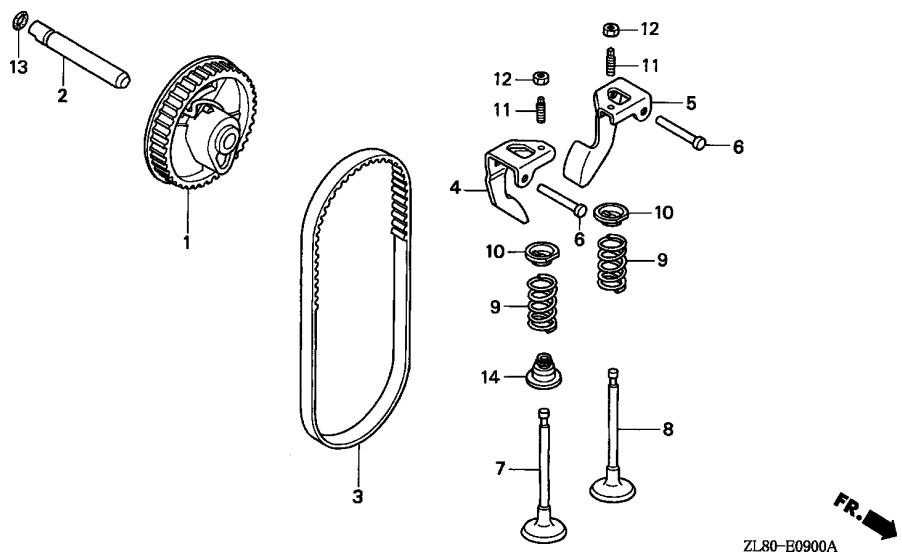
Ref. No.	Part No.	Description	Reqd. QTY					Serial No.	Parts catalogue code
			GC 135	GC 160	GC 160A	GC 135E	GC 160E		
1	13010-ZL8-003	RING SET, PISTON (RIKEN)	1	1	1	1	1		
	13010-ZL8-004	RING SET, PISTON (TEIKOKU) ..	1	1	-	-	-	-----	PHD,PHU,PXD,QHU1,SHE3,SHE4,SHE5,VHU,VXD
	13010-ZL8-024	1	1	-	-	-	-----	PHC,QHA2,QHE4
								-----	PHA,PXA,PXC,PXU,QBC,QFC,QFJ,QHA,QHAJ,QHA1,QHC,QHC1,QHE
								-----	QHEB,QHEP,QHET,QHE1,QHE2,QHE3,QHE5,QHM,QHP7,QHU,SHE,SHE1
								-----	SHE2,SHE6,SHJ,SHJ1,SHJ4,VHA,VHC,VHE,VHJ,VX,VXA,VXC,VXE,VXJ
								-----	VXP4,VXP5,VXU,WHE,WHJ,WKT2,WME1,WME2,WXE,WXJ
								-----	PHC,QHA2,QHE4
2	13101-ZL8-000	PISTON	1	1	1	1	1		
3	13111-ZE0-000	PIN, PISTON	1	1	1	1	1		
4	13200-ZL9-000	ROD ASSY., CONNECTING	1	-	-	1	-		
	13200-ZL8-000	-	1	1	-	1		
5	90001-ZE1-000	BOLT, CONNECTING ROD	2	2	2	2	2		
6	90551-ZE0-000	CLIP, PISTON PIN, 13MM	2	2	2	2	2		



Service item	F.R.T.
ARM, IN. VALVE ROCKER (ADD 0.1 FOR EACH.)	0.3
O-RING, 6.8X1.9	0.4
PULLEY COMP., CAMSHAFT	
BELT, TIMING	1.0
SEAL, VALVE STEM (ADD 0.1 FOR EACH.)	1.3

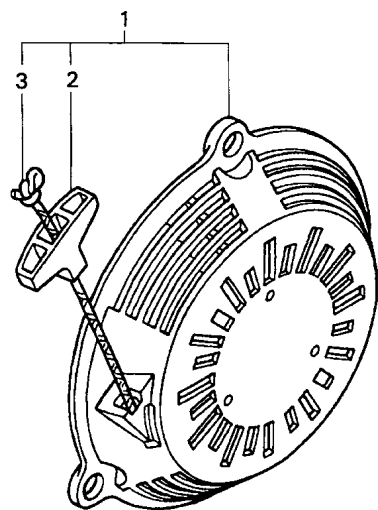
Ref. No.	Part No.	Description	Reqd. QTY					Serial No.	Parts catalogue code
			GC 135	GC 160	GC 160A	GC 135E	GC 160E		
1	14320-ZL8-010	PULLEY COMP., CAMSHAFT	1	1	1	1	1		
2	14324-ZL8-000	SHAFT, CAM PULLEY	1	1	1	1	1		
3	14400-ZL9-013	BELT, TIMING (79HU7 G-200)	1	-	-	1	-		
	14400-ZL8-013	BELT, TIMING (84HU7 G-200)	-	1	-	-	1		
	14400-Z0J-014	-	1	-	-	-		
4	14431-ZL8-000	ARM, IN. VALVE ROCKER	1	1	-	-	-	DHAF, MHA2, PHA, PXU, QBC, QDE, QFC, QHA, QHAF, QHAJ, QHA1, QHA2, QHC, QHE, QHEB, QHEP, QHET, QHE1, QHE2, QHE4, QHE5, QHU, SHE, SHE1, SHE6, VHA, VXA, VXE, VXU	
	14431-Z0J-000	-	-	1	-	-	ME A2	
5	14441-ZL8-000	ARM, EX. VALVE ROCKER	1	1	-	-	-	DHAF, MHA2, PHA, PXU, QBC, QDE, QFC, QHA, QHAF, QHAJ, QHA1, QHA2, QHC, QHE, QHEB, QHEP, QHET, QHE1, QHE2, QHE4, QHE5, QHU, SHE, SHE1, SHE6, VHA, VXA, VXE, VXU	
	14441-Z0J-000	-	-	1	-	-	ME A2	
6	14461-ZL8-000	SHAFT, ROCKER ARM	2	2	2	2	2		
7	14711-ZL8-000	VALVE, IN.	1	1	1	1	1		
8	14721-ZL8-000	VALVE, EX.	1	1	1	1	1		
9	14751-ZL8-000	SPRING, VALVE	2	2	2	2	2		
10	14771-ZE1-000	RETAINER, IN. VALVE SPRING	2	2	-	2	2	DHAF, MHA2, PHA, PXU, QBC, QDE, QFC, QHA, QHAF, QHAJ, QHA1, QHA2, QHC, QHE, QHEB, QHEP, QHET, QHE1, QHE2, QHE4, QHE5, QHU, SHE, SHE1, SHE6, VHA, VXA, VXE, VXU	
	14771-Z0J-000	RETAINER, VALVE SPRING	-	-	2	-	-	ME A2	
11	90012-333-000	SCREW, TAPPET ADJUSTING	2	2	2	2	2		





2

Ref. No.	Part No.	Description	Reqd. QTY					Serial No.	Parts catalogue code
			GC 135	GC 160	GC 160A	GC 135E	GC 160E		
12	90206-001-000	NUT, TAPPET ADJUSTING	2	2	2	2	2		
13	91301-ZMO-V31	O-RING, 6.8X1.9(ARAI)	1	1	1	-	-		
	91301-ZOM-003	O-RING, 6.8X1.9	-	-	-	1	1		
14	12209-ZMO-003	SEAL, VALVE STEM	1	1	-	-	-	----- QFJ,QHP7,SHJ4,VXP5	
			1	-	-	-	-	----- QFC	
			1	-	-	-	1191219	----- PHA,PXA,PXC,PXU,QHA,QHA1,QHC,QHC1,QHE,QHEB,QHEP,QHE1,QHE2,QHE3,QHE5,QHU,SHE,SHE1,SHE2,SHE6,SHJ,SHJ1,VHA,VHC,VHE,VHJ,VXA,VXC,VXE,VXJ,VXP4,VXU,WHE,WHJ,WKT2,WME1,WME2,WXE,WXJ	
			-	1	-	-	1758847	----- PHA,PHC,PXA,PXC,PXU,QBC,QFC,QHA,QHAJ,QHA1,QHA2,QHC,QHC1,QHE,QHEB,QHEP,QHET,QHE1,QHE2,QHE3,QHE4,QHE5,QHM,QHU,SHE,SHE1,SHE6,SHJ,SHJ1,VHA,VHC,VHE,VHJ,VX,VXA,VXC,VXE,VXJ,VXU,WHE,WHJ,WKT2,WME1,WME2,WXE,WXJ	
			-	-	1	1	1		



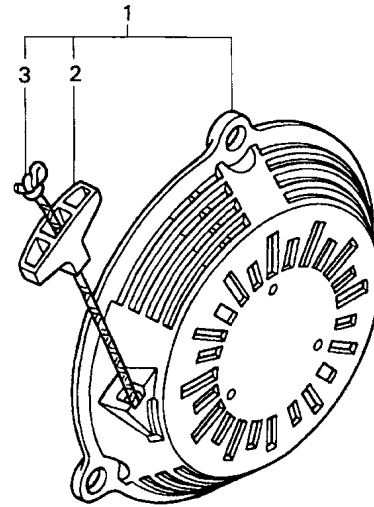
ZL80- E1100



Service item	F.R.T.
STARTER ASSY., RECOIL	0.1
ROPE, RECOIL STARTER	0.3

Ref. No.	Part No.	Description	Reqd. QTY					Serial No.	Parts catalogue code
			GC 135	GC 160	GC 160A	GC 135E	GC 160E		
1	28400-ZL8-003ZA	STARTER ASSY., RECOIL *NH1*.....BLACK	1	-	-	-	-	1077762	PHA,PHC,PHD,PHU,PXA,PXC,PXD,PXU,QHA,QHA1,QHA2,QHC,QHC1,QHE,QHEB,QHEP,QHE1,QHE2,QHE3,QHE4,QHE5,QHU,QHU1,SHE,SHE1,SHE2,SHE3,SHE4,SHE5,SHE6,SHJ,SHJ1,VHA,VHC,VHE,VHJ,VHU,VXA,VXC,VXD,VXE,VXJ,VXU,WHE,WHJ,WME1,WME2,WXE,WXJ
			-	1	-	-	-	1210407	PHA,PHC,PHD,PHU,PXA,PXC,PXD,PXU,QHA,QHA1,QHA2,QHC,QHC1,QHE,QHEB,QHEP,QHE1,QHE2,QHE3,QHE4,QHE5,QHU,QHU1,SHE,SHE1,SHE3,SHE4,SHE5,SHE6,SHJ,SHJ1,VHA,VHC,VHE,VHJ,VHU,VX,VXA,VXC,VXE,VXJ,VXU,WHE,WHJ,WME1,WME2,WXE,WXJ
	28400-ZL8-003ZB	*R8*.....BRIGHT RED	1	-	-	-	-	1077762	QHE,QHEB,QHEP,SHE6,VXE
	28400-ZL8-013ZA	*NH1*.....BLACK	1	1	1	-	-	1210407	QHE,QHEB,QHEP,QHE5,SHE,SHE1,SHE6,VHE,VXE DHAF,MEA2,MHA2,QBC,QDE,QFC,QFJ,QHAF,QHET,QHM,QHP7,SHJ4 VXP4,VXP5,WKT2
			1	-	-	-	-	1077763	PHA,PHC,PHD,PHU,PXA,PXC,PXD,PXU,QHA,QHA1,QHA2,QHC,QHC1,QHE,QHEB,QHEP,QHE1,QHE2,QHE3,QHE4,QHE5,QHU,QHU1,SHE,SHE1,SHE2,SHE3,SHE4,SHE5,SHE6,SHJ,SHJ1,VHA,VHC,VHE,VHJ,VHU,VXA,VXC,VXD,VXE,VXJ,VXU,WHE,WHJ,WME1,WME2,WXE,WXJ
			-	1	-	-	-	1210408	PHA,PHC,PHD,PHU,PXA,PXC,PXD,PXU,QHA,QHA1,QHA2,QHC,QHC1,QHE,QHEB,QHEP,QHE1,QHE2,QHE3,QHE4,QHE5,QHU,QHU1,SHE,SHE1,SHE3,SHE4,SHE5,SHE6,SHJ,SHJ1,VHA,VHC,VHE,VHJ,VHU,VX,VXA,VXC,VXE,VXJ,VXU,WHE,WHJ,WME1,WME2,WXE,WXJ
			-	-	1	-	-	-----	PHA,PXU,QHA,QHA1,QHA2,QHC,QHE,QHEP,QHE1,QHE2,QHE4,QHE5,QHU,SHE,SHE1,SHE6,VHA,VXA,VXE,VXU
			-	-	-	1	1		



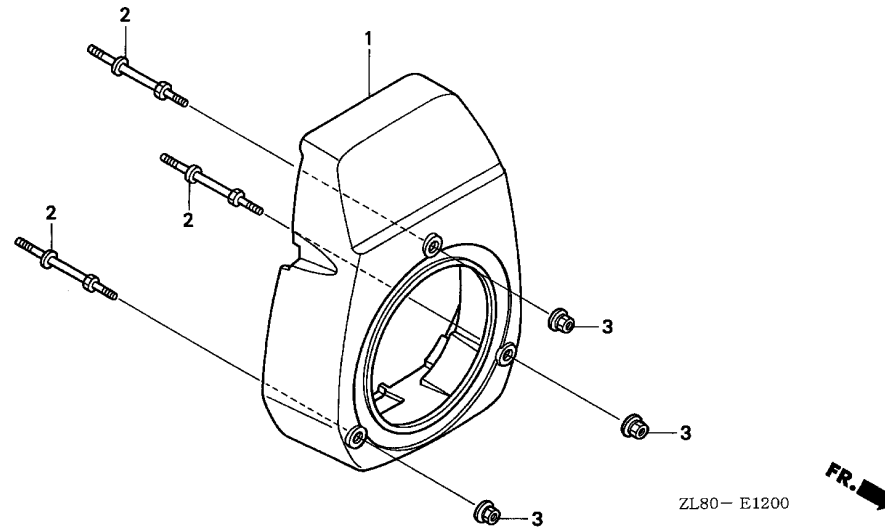


ZL80-E1100



2

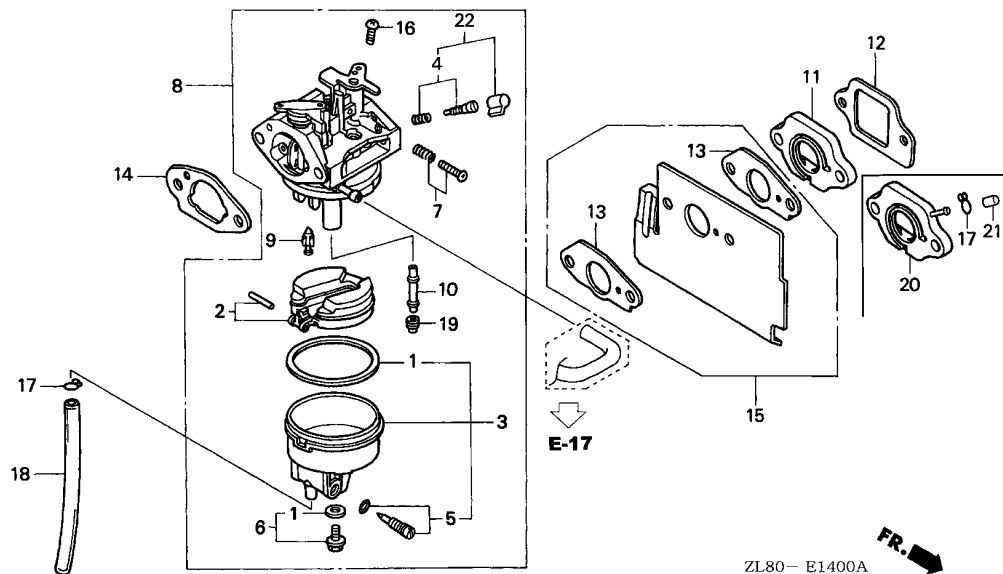
Ref. No.	Part No.	Description	Reqd. QTY					Serial No.	Parts catalogue code
			GC 135	GC 160	GC 160A	GC 135E	GC 160E		
(1)	28400-ZL8-0132B	STARTER ASSY., RECOIL							
		R8.....BRIGHT RED	1	-	-	-	-	1245479 QHE1,SHE,SHE1	
			1	-	-	-	1077763 1245479	QHE,QHEB,QHEP,SHE6,VXE	
			-	1	-	-	-	PHC,PXA,PXC,QHC1,SHJ1,VHC,WXJ	
			-	1	-	-	-	1804973 PHA,PXU,QHA,QHA1,QHA2,QHC,QHE1,QHE2,QHE3,QHE4,QHU,SHJ,VHA	
			-	1	-	-	1210408 1804973	VHJ,VX,VXA,VXC,VXJ,VXU,WHE,WHJ,WXE	
	28400-ZM0-013ZA	*NH1*.....BLACK	-	-	1	-	-	QHE,QHEB,QHEP,QHE5,SHE,SHE1,SHE6,VHE,VXE	
	28400-ZL8-0132C	*R280*.....POWER RED	1	1	1	-	-	QHE,QHEB,QHEP,QHE2,QHE5,SHE,SHE1,SHE6,VXE	
			1	1	1	-	-	QHAJ	
			1	-	-	-	-	ME2,QHP7	
			-	1	-	-	-	1245480 QHE,QHEB,QHEP,QHE1,SHE,SHE1,SHE6,VXE	
			-	1	-	-	-	1804974 PHA,PXU,QHA,QHA1,QHA2,QHC,QHE,QHEB,QHEP,QHE1,QHE2,QHE3	
								QHE4,QHE5,QHU,SHE,SHE1,SHE6,SHJ,VHA,VHE,VHJ,VX,VXA,VXC,VXE	
								VXJ,VXU,WHE,WHJ,WXE	
2	28461-ZL8-003	GRIP, STARTER	1	1	1	1	1		
3	28462-ZL8-003	ROPE, RECOIL STARTER	1	1	1	1	1		



Service item	F.R.T.
BOLT, STUD	0.2
.COVER, FAN	

Ref. No.	Part No.	Description	Reqd. QTY					Serial No.	Parts catalogue code
			GC 135	GC 160	GC 160A	GC 135E	GC 160E		
1	19611-ZL9-000ZA	COVER, FAN							
	NH1BLACK	1	-	-	1	-		
	19611-ZL9-000ZB	*R8*.....BRIGHT RED	1	-	-	-	1245479	QHE,QHEB,QHEP,QHE1,SHE,SHE1,SHE6,VXE	
	19611-ZL9-000ZC	*R280*.....POWER RED	1	-	-	-	1245480	QHP7 QHE,QHEB,QHEP,QHE1,SHE,SHE1,SHE6,VXE	
	19611-ZL8-000ZA	*NH1*.....BLACK	-	1	-	-	1		
			-	-	1	-	-	DHAF,MHA2,PHA,PXU,QBC,QDE,QFC,QHA,QHAF,QHAJ,QHA1,QHA2,QHC QHE,QHEP,QHET,QHE1,QHE2,QHE4,QHE5,QUH,SHE,SHE1,SHE6,VHA VXA,VXE,VXU	
	19611-ZL8-000ZB	*R8*.....BRIGHT RED	-	1	-	-	-	1804973	PHC,PXA,PXC,QHC1,SHJ1,VHC,WXJ PHA,PXU,QHA,QHA1,QHA2,QHC,QHE,QHEB,QHEP,QHE1,QHE2,QHE3 QHE4,QHE5,QUH,SHE,SHE1,SHE6,SHJ,VHA,VHE,VHJ,VX,VXA,VXC,VXE VXJ,VXU,WHE,WHJ,WXE
	19611-ZL8-000ZC	*R280*.....POWER RED	-	-	1	-	-	1804974	QHE,QHEB,QHEP,QHE2,QHE5,SHE,SHE1,SHE6,VXE QHP7 PHA,PXU,QHA,QHA1,QHA2,QHC,QHE,QHEB,QHEP,QHE1,QHE2,QHE3 QHE4,QHE5,QUH,SHE,SHE1,SHE6,SHJ,VHA,VHE,VHJ,VX,VXA,VXC,VXE VXJ,VXU,WHE,WHJ,WXE
	19611-Z0J-820ZA	*NH1*.....BLACK	-	-	-	-	1	ME A2	
	19611-Z0J-820ZB	*R280*.....POWER RED	-	-	1	-	-	ME A2	
2	90041-ZL9-000	BOLT, STUD	3	-	-	3	-		
	90043-ZL8-000	-	3	3	-	3		
3	90201-ZM0-000	NUT, FLANGE, 6MM	3	3	3	3	3		





Service item	F.R.T.
SCREW SET A	0.2
CARBURETOR ASSY.	0.3
.GUIDE COMP., AIR	
.INSULATOR, CARBURETOR	
.PACKING, CARBURETOR	
(SAME TIME FOR TWO UNITS)	
.PACKING, INSULATOR	
FLOAT SET	0.4
.JET, MAIN,	
.VALVE COMP., FLOAT	

Ref. No.	Part No.	Description	Reqd. QTY					Serial No.	Parts catalogue code
			GC 135	GC 160	GC 160A	GC 135E	GC 160E		
1	16010-883-015	PACKING SET	1	1	1	1	1		
2	16013-ZL1-003	FLOAT SET	1	1	1	1	1		
3	16015-ZL8-003	CHAMBER SET, FLOAT	1	1	1	1	1		
4	16016-892-005	SCREW SET A	1	-	-	-	-	BB63A B	PHD, PHU, PXD, PXU, QHE, QHEB, QHEP, QHE1, QHE2, QHE3, QHE4, QHE5, QHU1, SHE, SHE1, SHE2, SHE3, SHE4, SHE5, SHE6, SHJ, SHJ1, VHE, VHJ, VHU, VXD, VXE, VXJ, VXU, WHE, WHJ, WME1, WXE, WXJ
		SCREW SET A	-	1	-	-	-	BB61A C	PHD, PHU, PXD, PXU, QHE, QHEB, QHEP, QHE1, QHE2, QHE3, QHE4, QHE5, QHU1, SHE, SHE1, SHE3, SHE4, SHE5, SHE6, SHJ, SHJ1, VHE, VHJ, VHU, VXD, VXE, VXJ, VXU, WHE, WHJ, WME1, WXE, WXJ
5	16024-124-760	SCREW SET, DRAIN	1	1	1	1	1		
6	16028-ZE0-005	SCREW SET	1	1	1	1	1		
7	16029-ZG0-901	SCREW SET	1	1	1	1	1		
8	16100-ZL9-003	CARBURETOR ASSY. (BB63A A) ..	1	-	-	-	-	1054664	PHD, PHU, PXD, PXU, QHE, QHEB, QHEP, QHE1, QHE2, QHE3, QHE4, QHE5, QHU1, SHE, SHE1, SHE2, SHE3, SHE4, SHE5, SHE6, SHJ, SHJ1, VHE, VHJ, VHU, VXD, VXE, VXJ, VXU, WHE, WHJ, WME1, WXE, WXJ
	16100-ZL9-013	CARBURETOR ASSY. (BB63A B) ..	1	-	-	-	-	1054665	1122153 PHD, PHU, PXD, PXU, QHE, QHEB, QHEP, QHE1, QHE2, QHE3, QHE4, QHE5, QHU1, SHE, SHE1, SHE2, SHE3, SHE4, SHE5, SHE6, SHJ, SHJ1, VHE, VHJ, VHU, VXD, VXE, VXJ, VXU, WHE, WHJ, WME1, WXE, WXJ
	16100-ZL9-801	CARBURETOR ASSY. (BB63B A) ..	1	-	-	-	-	1054664	PHA, PHC, PXA, PXC, QHA, QHA1, QHA2, QHC, QHC1, VHA, VHC, VXA, VXC
	16100-ZL9-802	CARBURETOR ASSY. (BB63B B) ..	1	-	-	-	-	1054665	QFC, QFJ, QHP7, SHJ4, VXP4, VXP5, WKT2, WME2
			1	-	-	-	-	1122154	PHA, PHC, PXA, PXC, QHA, QHA1, QHA2, QHC, QHC1, VHA, VHC, VXA, VXC
			1	-	-	-	-		PHD, PHU, PXD, PXU, QHE, QHEB, QHEP, QHE1, QHE2, QHE3, QHE4, QHE5, QHU1, SHE, SHE1, SHE2, SHE3, SHE4, SHE5, SHE6, SHJ, SHJ1, VHE, VHJ, VHU, VXD, VXE, VXJ, VXU, WHE, WHJ, WME1, WXE, WXJ
			-	-	-	1	-		

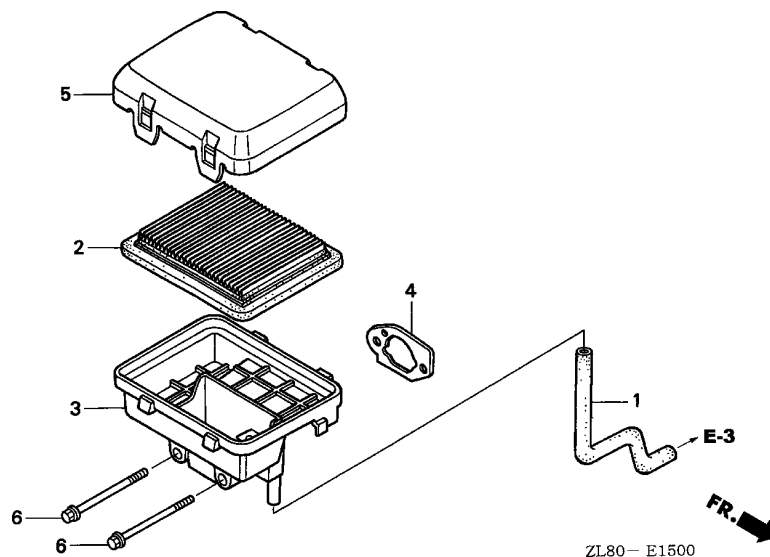
Ref. No.	Part No.	Description	Reqd. QTY					Serial No.	Parts catalogue code		
			GC 135	GC 160	GC 160A	GC 135E	GC 160E				
(8)	16100-ZL8-003	CARBURETOR ASSY. (BB61A B)	--	-	1	-	-	-----	1113613 PHD,PHU,PXD,PXU,QHE,QHEB,QHEP,QHE1,QHE2,QHE3,QHE4,QHE5,QHU,QHU1,SHE,SHE1,SHE3,SHE4,SHE5,SHE6,SHJ,SHJ1,VHE,VHJ,VHU,VX,VXE,VXJ,VXU,WHE,WHJ,WXE,WXJ		
	16100-ZL8-013	CARBURETOR ASSY. (BB61A C)	--	-	1	-	-	-----	1468998 QHET,WME1		
	16100-ZL8-801	CARBURETOR ASSY. (BB61B B)	--	-	1	-	-	-----	1125913 PHD,PHU,PXD,PXU,QHE,QHEB,QHEP,QHE1,QHE2,QHE3,QHE4,QHE5,QHU,QHU1,SHE,SHE1,SHE3,SHE4,SHE5,SHE6,SHJ,SHJ1,VHE,VHJ,VHU,VX,VXE,VXJ,VXU,WHE,WHJ,WXE,WXJ		
	16100-ZL8-802	CARBURETOR ASSY. (BB61B C)	--	-	1	-	-	-----	1468998 PHD,PHU,PXD,PXU,QHE,QHEB,QHEP,QHE1,QHE2,QHE3,QHE4,QHE5,QHU,QHU1,SHE,SHE1,SHE3,SHE4,SHE5,SHE6,SHJ,SHJ1,VHE,VHJ,VHU,VX,VXE,VXJ,VXU,WHE,WHJ,WXE,WXJ		
				-	-	1	-	1			
9	16155-ZL8-003	VALVE COMP., FLOAT	1	1	1	1	1			
10	16166-ZL9-003	NOZZLE, MAIN	1	-	-	1	-			
	16166-ZL8-003	-	1	1	-	1			
11	16211-ZL8-000	INSULATOR, CARBURETOR	1	1	1	1	1	-----	DHAF,MEA2,MHA2,PHA,PHC,PHD,PHU,PXA,PXC,PXD,PXU,QBC,QDE,QFC,QFJ,QHA,QHAF,QHAJ,QHA1,QHA2,QHC,QHC1,QHE,QHET,QHE1,QHE2,QHE3,QHE4,QHE5,QHM,QHU,QHU1,SHE,SHE1,SHE2,SHE3,SHE4,SHE5,SHE6,SHJ,SHJ1,SHJ4,VHA,VHC,VHE,VHJ,VHU,VX,VXA,VXC,VXD,VXE,VXJ,VXP4,VXP5,VXU,WHE,WHJ,WKT2,WME1,WME2,WXE,WXJ	
				1	-	-	1	-	-----	QHEB	
12	16212-ZL8-000	PACKING, INSULATOR	1	1	1	1	1			
13	16221-883-800	PACKING, CARBURETOR	2	2	2	2	2			
14	16228-ZL8-000	PACKING, CARBURETOR	1	1	1	1	1			
15	19650-ZL9-000	GUIDE COMP., AIR	1	-	-	1	-			
	19650-ZL8-000	-	1	1	-	1			
16	93500-05006-1H	SCREW, PAN, 5X6	1	1	1	1	1			
17	95002-02650	CLIP, TUBE (B6.5)	1	1	1	1	1	-----	DHAF,MEA2,MHA2,PHA,PHC,PHD,PHU,PXA,PXC,PXD,PXU,QBC,QDE,QFC,QFJ,QHA,QHAF,QHAJ,QHA1,QHA2,QHC,QHC1,QHE,QHET,QHE1,QHE2,QHE3,QHE4,QHE5,QHM,QHU,QHU1,SHE,SHE1,SHE2,SHE3,SHE4,SHE5,SHE6,SHJ,SHJ1,SHJ4,VHA,VHC,VHE,VHJ,VHU,VX,VXA,VXC,VXD,VXE,VXJ,VXP4,VXP5,VXU,WHE,WHJ,WKT2,WME1,WME2,WXE,WXJ	
				1	2	2	1	2	-----	QHEB	
				2	2	2	2	2	-----	QHEP,QHP7	
18	95003-07015-31	TUBE, VINYL, 4X7X150 (95003-07001-60M)	1	1	1	1	1			
19	99101-124-0550	JET, MAIN, #55	(1)	-	-	(1)	-			
	99101-124-0580	JET, MAIN, #58	(1)	-	-	(1)	-			
	99101-124-0600	JET, MAIN, #60	1	(1)	(1)	1	(1)			
	99101-124-0620	JET, MAIN, #62	-	(1)	(1)	-	(1)			
	99101-124-0650	JET, MAIN, #65	-	1	1	-	1			
20	16210-ZL8-000	INSULATOR, CARBURETOR	1	1	1	1	1	-----	QHEP,QHP7	
				-	1	1	-	1	-----	QHEB	
21	90634-ZL8-000	CAP, SEALING	1	1	1	1	1	-----	QHEP,QHP7	
				-	1	1	-	1	-----	QHEB	
22	16016-ZG0-W00	SCREW SET	1	1	-	-	-	-----	PHA,PHC,PXA,PXC,QBC,QFC,QFJ,QHA,QHAJ,QHA1,QHA2,QHC,QHC1,QHET,QHM,QHP7,SHJ4,VHA,VHC,VXA,VXC,VXP4,VXP5,WKT2,WME2	
		(CARBURETOR NO.)		1	-	-	-	-	BB63B B	-----	PHD,PHU,PXD,PXU,QHE,QHEB,QHEP,QHE1,QHE2,QHE3,QHE4,QHE5,QHU,QHU1,SHE,SHE1,SHE2,SHE3,SHE4,SHE5,SHE6,SHJ,SHJ1,VHE,VHJ,VHU,VXD,VXE,VXJ,VXU,WHE,WHJ,WME1,WXE,WXJ
		,,		-	1	-	-	-	BB61B C	-----	PHD,PHU,PXD,PXU,QHE,QHEB,QHEP,QHE1,QHE2,QHE3,QHE4,QHE5,QHU,QHU1,SHE,SHE1,SHE3,SHE4,SHE5,SHE6,SHJ,SHJ1,VHE,VHJ,VHU,VX,VXE,VXJ,VXU,WHE,WHJ,WME1,WXE,WXJ
				-	-	1	1	1			



E-15

AIR CLEANER(1)

D16



Service item	F.R.T.
ELEMENT, AIR CLEANER	0.1
.TUBE, BREATHER	
CASE COMP., AIR CLEANER	0.2
.PACKING, AIR CLEANER	

2

Ref. No.	Part No.	Description	Reqd. QTY					Serial No.	Parts catalogue code
			GC 135	GC 160	GC 160A	GC 135E	GC 160E		
1	15721-ZL9-000	TUBE, BREATHER	1	-	-	1	-	-----	PHA,PHC,PHD,PHU,PXA,PXC,PXD,PXU,QFC,QFJ,QHA,QHA1,QHA2,QHC,QHC1,QHE,QHEB,QHEP,QHE1,QHE2,QHE3,QHE4,QHE5,QHP7,QHU,QHU1,SHE,SHE1,SHE2,SHE3,SHE4,SHE5,SHE6,SHJ,SHJ1,SHJ4,VHA,VHC,VHE,VHJ,VHU,VXA,VXC,VXD,VXE,VXJ,VXU,WHE,WHJ,WKT2,WME1,WME2,WXE,WXJ
	15721-ZL8-000	-	1	1	-	1	-----	PHC,PHD,PHU,PXA,PXD,QHU1,SHE2,SHE3,SHE4,SHE5,VHU,VXD
2	17211-ZL8-000	ELEMENT, AIR CLEANER	1	1	-	-	-	-----	PXU,QHA2,QHE4,VHA
	17211-ZL8-003	-	1	-	-	-	-----	PXC,QHC1,SHJ1,VHC,WXJ
	17211-ZL8-013	1	1	-	-	-	-----	PHA,QBC,QFC,QFJ,QHA,QHAJ,QHA1,QHC,QHE,QHEB,QHEP,QHET,QHE1,QHE2,QHE3,QHE5,QHM,QHP7,QHU,SHE,SHE1,SHE6,SHJ,SHJ4,VHE,VHJ,VX,VXA,VXC,VXE,VXJ,VXU,WHE,WHJ,WKT2,WME1,WME2,WXE
			1	-	-	-	-	-----	PXC,QHC1,SHJ1,VHC,WXJ
			-	1	-	-	-	-----	PXU,QHA2,QHE4,VHA
			-	-	1	-	-	-----	QFJ,QHE,QHEB,QHEP,QHE1,QHE2,QHE5,QHP7,QHU,SHE,SHE1,SHE6,SHJ,SHJ1,SHJ4,VXE,VXU,WHJ,WKT2
3	17220-ZL8-000	CASE COMP., AIR CLEANER	1	-	-	1	-	-----	PHA,PHC,PHD,PHU,PXA,PXC,PXD,PXU,QFC,QFJ,QHA,QHA1,QHA2,QHC,QHC1,QHE,QHEB,QHEP,QHE1,QHE2,QHE3,QHE4,QHE5,QHP7,QHU,QHU1,SHE,SHE1,SHE2,SHE3,SHE4,SHE5,SHE6,SHJ,SHJ1,SHJ4,VHA,VHC,VHE,VHJ,VHU,VXA,VXC,VXD,VXE,VXJ,VXU,WHE,WHJ,WKT2,WME1,WME2,WXE,WXJ
			-	1	1	-	1	-----	

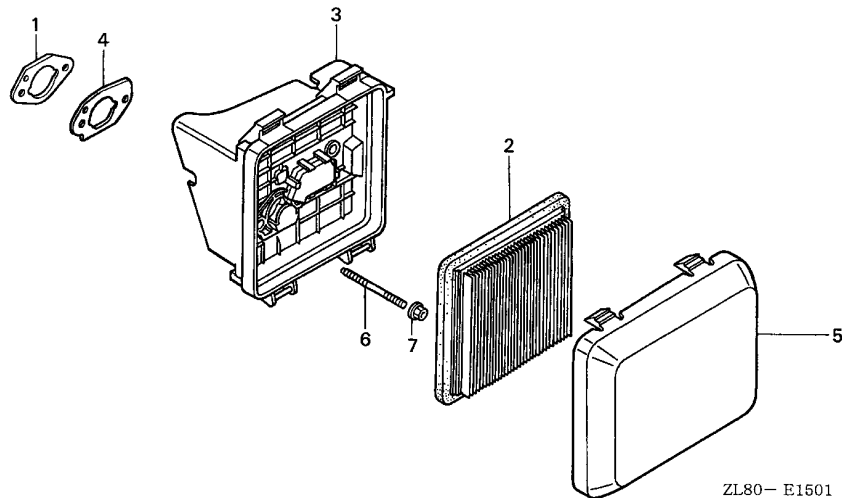
Ref. No.	Part No.	Description	Reqd. QTY					Serial No.	Parts catalogue code
			GC 135	GC 160	GC 160A	GC 135E	GC 160E		
4	17228-ZL8-000	PACKING, AIR CLEANER	1	-	-	1	-	-----	PHA,PHC,PHD,PHU,PXA,PXC,PXD,PXU,QFC,QFJ,QHA,QHA1,QHA2,QHC,QHC1,QHE,QHEB,QHEP,QHE1,QHE2,QHE3,QHE4,QHE5,QHP7,QHU,QHU1,SHE,SHE1,SHE2,SHE3,SHE4,SHE5,SHE6,SHJ,SHJ1,SHJ4,VHA,VHC,VHE,VHJ,VHU,VXA,VXC,VXD,VXE,VXJ,VXU,WHE,WHJ,WKT2,WME1,WME2,WXE,WXJ
5	17231-ZL8-000	COVER, AIR CLEANER	-	1	1	-	1	-----	PHC,PHD,PHU,PXA,PXD,QHU1,SHE2,SHE3,SHE4,SHE5,VHU,VXD
			1	-	-	-	-	-----	PXU,QHA2,QHE4,VHA,VXJ
	17231-ZL8-010	-	1	-	-	-	-----	PXC,QHC1,SHJ1,VHC,WXJ
			1	-	-	-	-	-----	1283788 PHA,PXC,QFC,QFJ,QHA,QHA1,QHC,QHC1,QHE,QHEB,QHEP,QHE1,QHE2,QHE3,QHE5,QHP7,QHU,SHE,SHE1,SHE6,SHJ,SHJ1,SHJ4,VHC,VHE,VHJ,VXA,VXC,VXE,VXU,WHE,WHJ,WKT2,WME1,WME2,WXE,WXJ
	17231-Z0L-010	-	-	1	-	-	-----	QFC,QHC
	17231-ZL8-020	1	-	-	-	-	-----	1283789 PHA,PXC,QFC,QFJ,QHA,QHA1,QHC,QHC1,QHE,QHEB,QHEP,QHE1,QHE2,QHE3,QHE5,QHP7,QHU,SHE,SHE1,SHE6,SHJ,SHJ1,SHJ4,VHC,VHE,VHJ,VXA,VXC,VXE,VXU,WHE,WHJ,WKT2,WME1,WME2,WXE,WXJ
			-	1	1	-	-	-----	PXU,QBC,QHA,QHA1,QHA2,QHE,QHEB,QHEP,QHET,QHE1,QHE2,QHE3,QHE4,QHE5,QHM,QHP7,QHU,SHE,SHE1,SHE6,SHJ,VHE,VHJ,VX,VXA,VXC,VXE,VXJ,VXU,WHE,WHJ,WKT2,WME1,WME2,WXE
	17231-Z0J-010	-	1	-	-	-	-----	PHA,QFC,QHAJ,QHC,VHA
	17231-Z0J-020	-	-	1	-	-	-----	DHAF,MHA2,PHA,QDE,QHAF,QHAJ,VHA
			-	-	-	1	-	-----	MEA2,QFJ,QHP7,SHJ,SHJ1,SHJ4,WHJ,WKT2
			-	-	-	-	1	-----	QHE,QHEB,QHEP,QHE1,QHE2,QHE5,QHU,SHE,SHE1,SHE6,VXE,VXU
6	90003-ZL8-000	BOLT, FLANGE, 6X112(CT200) ..	2	-	-	2	-	-----	PHA,PHC,PHD,PHU,PXA,PXC,PXD,PXU,QFC,QFJ,QHA,QHA1,QHA2,QHC,QHC1,QHE,QHEB,QHEP,QHE1,QHE2,QHE3,QHE4,QHE5,QHP7,QHU,QHU1,SHE,SHE1,SHE2,SHE3,SHE4,SHE5,SHE6,SHJ,SHJ1,SHJ4,VHA,VHC,VHE,VHJ,VHU,VXA,VXC,VXD,VXE,VXJ,VXU,WHE,WHJ,WKT2,WME1,WME2,WXE,WXJ
			-	2	2	-	2		



E-15-1

AIR CLEANER(2)

E 2



Service item	F.R.T.
CASE ASSY., AIR CLEANER	0.1
.ELEMENT, AIR CLEANER	
.PACKING, AIR CLEANER	

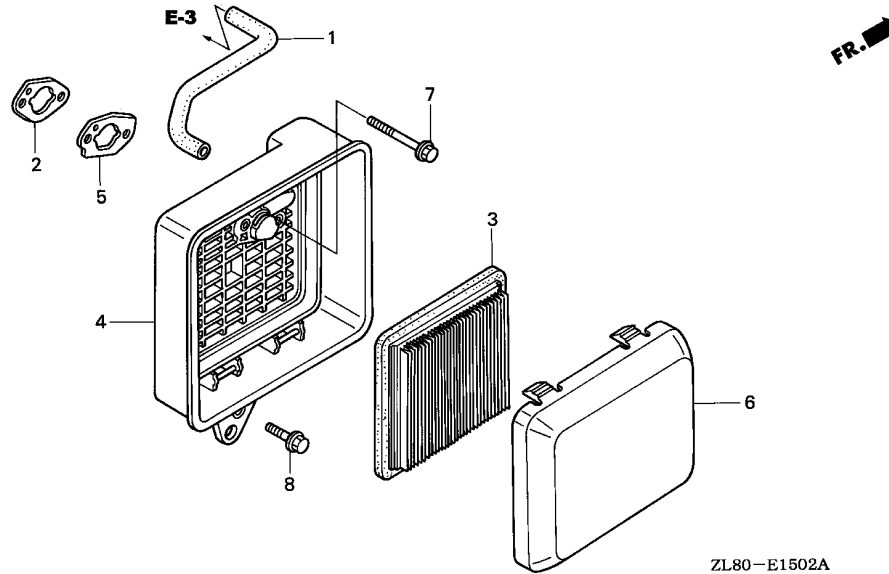
2

Ref. No.	Part No.	Description	Reqd. QTY					Serial No.	Parts catalogue code
			GC 135	GC 160	GC 160A	GC 135E	GC 160E		
1	16220-ZL9-V40	SPACER, CARBURETOR	1	-	-	-	-	VXP4	
2	17211-ZL8-003	ELEMENT, AIR CLEANER	1	-	-	-	-	VXP4	
3	17220-ZL9-V40	CASE ASSY., AIR CLEANER	1	-	-	-	-	VXP4	
4	17228-ZL8-000	PACKING, AIR CLEANER	1	-	-	-	-	VXP4	
5	17231-ZM0-020	COVER, AIR CLEANER	1	-	-	-	-	VXP4	
6	90013-ZE7-000	BOLT, STUD, 6X82	2	-	-	-	-	VXP4	
7	94050-06000	NUT, FLANGE, 6MM	2	-	-	-	-	VXP4	

E-15-2

AIR CLEANER(3)

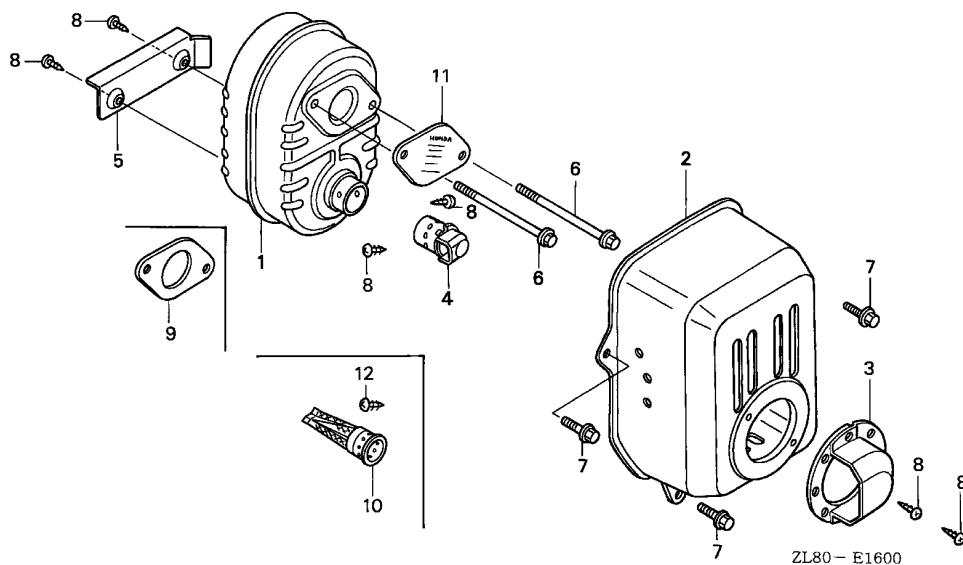
E 3



Service item	F.R.T.
CASE ASSY., AIR CLEANER	0.1
ELEMENT, AIR CLEANER	0.1
PACKING, AIR CLEANER	0.2
TUBE, BREATHER	0.2

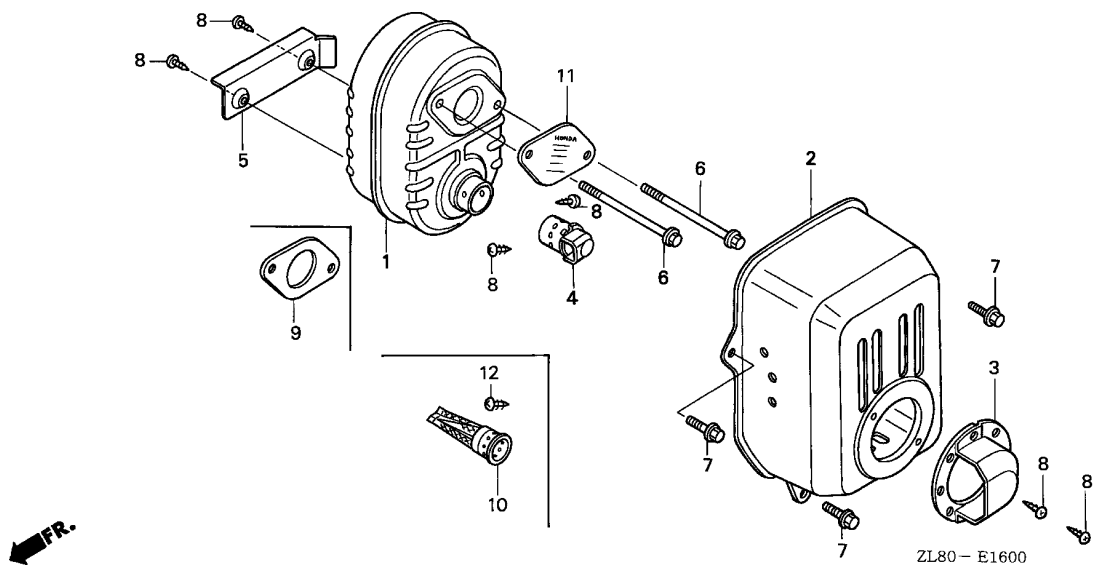
Ref. No.	Part No.	Description	Reqd. QTY					Serial No.	Parts catalogue code
			GC 135	GC 160	GC 160A	GC 135E	GC 160E		
1	15721-ZL9-V50	TUBE, BREATHER	1	-	-	1	-	-----	VXP5
2	16220-ZL9-V40	SPACER, CARBURETOR	1	-	-	1	-	-----	VXP5
3	17211-ZL8-003	ELEMENT, AIR CLEANER	1	-	-	-	-	-----	VXP5
	17211-ZL8-013	-	-	-	1	-	-----	VXP5
4	17220-ZL9-V50	CASE ASSY., AIR CLEANER	1	-	-	1	-	-----	VXP5
5	17228-ZM0-000	PACKING, AIR CLEANER	1	-	-	1	-	-----	VXP5
6	17231-ZM0-010	COVER, AIR CLEANER	1	-	-	-	-	----- 1300543	VXP5
	17231-ZM0-020	1	-	-	-	-	----- 1300544	VXP5
	17231-Z0L-020	-	-	-	1	-	-----	VXP5
7	90003-ZM0-000	BOLT, FLANGE, 6X86(CT200) ...	2	-	-	2	-	-----	VXP5
8	90014-ZE6-000	BOLT, FLANGE, 6X35	1	-	-	1	-	-----	VXP5

2

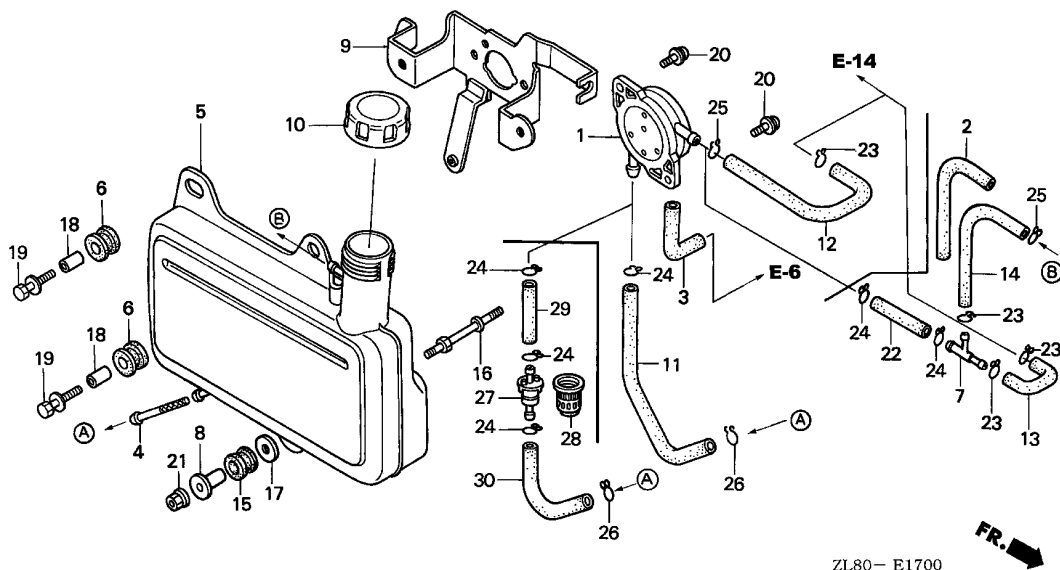


Service item	F.R.T.
PROTECTOR, MUFFLER	0.1
ARRESTER COMP., SPARK	0.2
.DEFLECTOR COMP., MUFFLER	
.GASKET, MUFFLER	
.MUFFLER COMP.	

Ref. No.	Part No.	Description	Reqd. QTY					Serial No.	Parts catalogue code
			GC 135	GC 160	GC 160A	GC 135E	GC 160E		
1	18310-ZL9-000	MUFFLER COMP.	1	-	-	1	-		
	18310-ZL8-010	-	1	1	-	1		
2	18321-ZL8-A00	PROTECTOR, MUFFLER (BLACK) ..	1	1	1	1	1	-----	QHEB
	18321-ZL8-000	PROTECTOR, MUFFLER	1	1	1	1	1	-----	DHAF, MHA2, PHA, PHC, PHD, PHU, PXA, PXC, PXD, PXU, QBC, QFC, QFJ, QHA, QHAF, QHAJ, QHA1, QHA2, QHC, QHC1, QHE, QHEP, QHET, QHE1, QHE2, QHE3, QHE4, QHE5, QHM, QHP7, QHU, QHU1, SHE, SHE1, SHE2, SHE3, SHE4, SHE5, SHE6, SHJ, SHJ1, SHJ4, VHA, VHC, VHE, VHJ, VHU, VX, VXA, VXC, VXD, VXE, VXJ, VXU, WHE, WHJ, WKT2, WME1, WME2, WXE, WXJ
	18321-Z0L-000	-	-	1	-	-	-----	MEA2, QDE
3	18348-ZL8-000	CAP, MUFFLER	1	1	1	1	1	-----	QDE, QHEP, QHET, QHE2, QHE3, QHE4, QHE5, QHM, QHP7, SHE3, SHE4, SHE5, SHE6
	18348-ZL8-800	CAP, MUFFLER (BLACK)	1	1	1	1	1	-----	QHEB
4	18430-ZL8-000	DEFLECTOR COMP., MUFFLER	1	1	1	1	1	-----	QDE, QHEB, QHEP, QHET, QHE2, QHE3, QHE4, QHE5, QHM, QHP7, SHE3, SHE4, SHE5, SHE6, SHJ4
5	19664-ZL8-000	SHROUD, MUFFLER	1	1	1	1	1		
6	90004-ZL8-000	BOLT, FLANGE, 6X79(CT200) ...	2	2	2	2	2		
7	90013-883-000	BOLT, FLANGE, 6X12(CT200) ...	3	-	-	3	-	-----	PHA, PHC, PHD, PHU, PXA, PXC, PXD, PXU, QFC, QFJ, QHA, QHA1, QHA2, QHC, QHC1, QHE, QHEB, QHEP, QHE1, QHE2, QHE3, QHE4, QHE5, QHP7, QHU, QHU1, SHE, SHE1, SHE2, SHE3, SHE4, SHE5, SHE6, SHJ, SHJ1, SHJ4, VHA, VHC, VHE, VHJ, VHU, VXA, VXC, VXD, VXE, VXJ, VXU, WHE, WHJ, WKT2, WME1, WME2, WXE, WXJ
			-	3	3	-	3		



Ref. No.	Part No.	Description	Reqd. QTY					Serial No.	Parts catalogue code
			GC 135	GC 160	GC 160A	GC 135E	GC 160E		
8	90055-ZE1-000	SCREW, TAPPING, 4X6	2	2	2	2	2	-----	DHAF, MEA2, MHA2, PHA, PHC, PHD, PHU, PXA, PXC, PXD, PXU, QBC, QFC, QFJ, QHA, QHAF, QHAJ, QHA1, QHA2, QHC, QHC1, QHE, QHE1, QHU, QHU1, SHE, SHE1, SHE2, SHJ, SHJ1, VHA, VHC, VHE, VHJ, VHU, VX, VXA, VXC, VXD, VXE, VXJ, VXP4, VXP5, VXU, WHE, WHJ, WKT2, WME1, WME2, WXE, WXJ
			4	-	-	4	-	-----	SHJ4
			6	6	6	6	6	-----	QDE, QHEB, QHEP, QHET, QHE2, QHE3, QHE4, QHE5, QHM, QHP7, SHE3, SHE4, SHE5, SHE6
9	18381-ZL8-305	GASKET, MUFFLER	(1)	(1)	(1)	(1)	(1)	-----	
10	18350-ZL8-000	ARRESTER COMP., SPARK	1	1	1	1	1	-----	QHAJ, VHA, VXA, VXP5, WME2
			(1)	(1)	(1)	(1)	(1)	-----	DHAF, MEA2, MHA2, PHA, QBC, QDE, QFC, QHA, QHAF, QHA1, QHC, VXC, WKT2
			(1)	-	-	-	-	-----	PXC, QHC1, VHC
			-	(1)	(1)	-	-	-----	QHA2
11	18356-ZL8-000	PLATE, ARRESTER NUMBER	1	1	1	-	1	-----	QHAJ, VHA, VXA, WME2
			(1)	(1)	(1)	(1)	(1)	-----	DHAF, MEA2, MHA2, PHA, QBC, QDE, QFC, QHA, QHAF, QHA1, QHC, VXC, WKT2
			(1)	-	-	-	-	-----	PXC, QHC1, VHC
			-	(1)	(1)	-	-	-----	QHA2
12	90055-ZE1-000	SCREW, TAPPING, 4X6	1	1	1	1	1	-----	QHAJ, VHA, VXA, VXP5, WME2
			(1)	(1)	(1)	(1)	(1)	-----	DHAF, MEA2, MHA2, PHA, QBC, QDE, QFC, QHA, QHAF, QHA1, QHC, VXC, WKT2
			(1)	-	-	-	-	-----	PXC, QHC1, VHC
			-	(1)	(1)	-	-	-----	QHA2

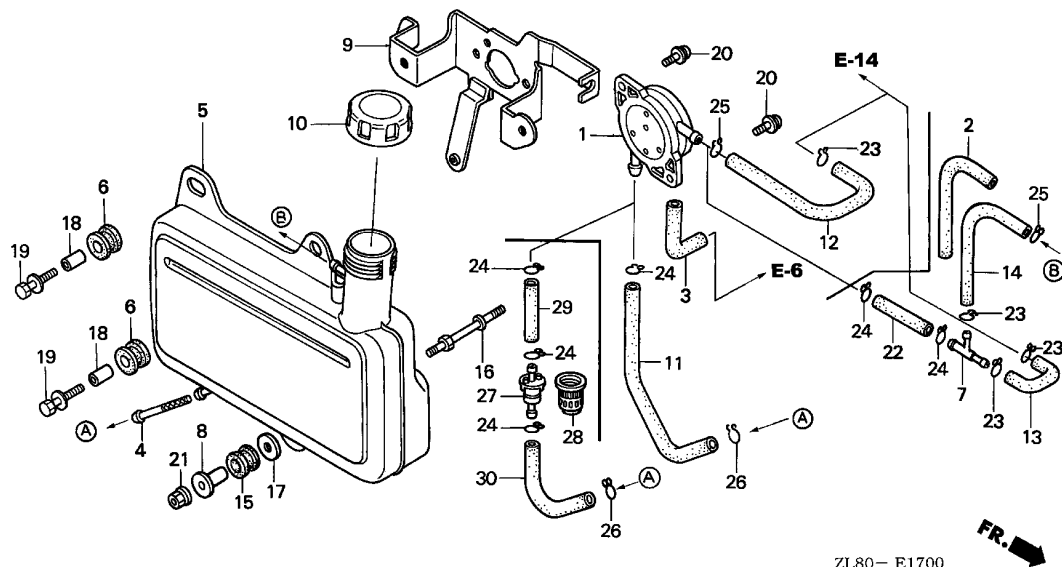


Service item	F.R.T.
TUBE, DIAPHRAGM	0.1
.TUBE, FUEL	
.TUBE, FUEL RETURN	
.TUBE, FUEL TANK	
.TUBE, FUEL, 5.3X33	
BOLT, FUEL TANK STUD	0.2
.PUMP ASSY., FUEL	
.STRAINER COMP., FUEL	
.STRAINER, FUEL	
.TANK, FUEL	
.TUBE, FUEL PUMP	
STAY A, FUEL TANK	0.3

Ref. No.	Part No.	Description	Reqd. QTY					Serial No.	Parts catalogue code	
			GC 135	GC 160	GC 160A	GC 135E	GC 160E			
1	16700-ZL8-003	PUMP ASSY., FUEL	1	1	-	-	-	-----	PHC, PHD, PHU, PXA, PXD, QHU1, SHE2, SHE3, SHE4, VXD	
			1	-	-	-	-	-----	PXU, QHA2, QHE4, VXJ	
			1	-	-	-	-	1257082	PHA, PXC, QFC, QFJ, QHA, QHA1, QHC, QHC1, QHE, QHEB, QHEP, QHE1, QHE2, QHE3, QHE5, QHU, SHE, SHE1, SHE5, SHE6, SHJ, SHJ1, SHJ4, VHA, VHC, VHE, VHJ, VHU, VXA, VXC, VXE, VXP5, VXU, WHE, WHJ, WKT2, WME1, WME2, WXE, WXJ	
			-	1	-	-	-	1825178	PXC, QHC1, SHE5, SHJ1, VHC, VHU, WXJ PHA, PXU, QBC, QFC, QHA, QHAJ, QHA1, QHA2, QHC, QHE, QHEB, QHEP, QHET, QHE1, QHE2, QHE3, QHE4, QHE5, QHM, QHU, SHE, SHE1, SHE6, SHJ, VHA, VHE, VHJ, VX, VXA, VXC, VXE, VXJ, VXU, WHE, WHJ, WKT2, WME1, WME2, WXE	
	16700-ZL8-013	1	1	-	1	-	-----	QHP7	
			1	-	-	-	-	1257083	PHA, PXC, QFC, QFJ, QHA, QHA1, QHC, QHC1, QHE, QHEB, QHEP, QHE1, QHE2, QHE3, QHE5, QHU, SHE, SHE1, SHE5, SHE6, SHJ, SHJ1, SHJ4, VHA, VHC, VHE, VHJ, VHU, VXA, VXC, VXE, VXP5, VXU, WHE, WHJ, WKT2, WME1, WME2, WXE, WXJ	
			-	1	-	-	-	1825179	PHA, PXU, QBC, QFC, QHA, QHAJ, QHA1, QHA2, QHC, QHE, QHEB, QHEP, QHET, QHE1, QHE2, QHE3, QHE4, QHE5, QHM, QHU, SHE, SHE1, SHE6, SHJ, VHA, VHE, VHJ, VX, VXA, VXC, VXE, VXJ, VXU, WHE, WHJ, WKT2, WME1, WME2, WXE	
			-	-	1	-	1	-----	QFJ, QHE, QHEB, QHEP, QHE1, QHE2, QHE5, QHU, SHE, SHE1, SHE6, SHJ, SHJ1, SHJ4, VXE, VXU, WHJ, WKT2	
2	16854-ZH8-000	RUBBER, SUPPORTER (107MM) ...	1	-	-	-	-	-----	1003781	QHEP, QHE4, QHE5, SHE2, SHE5, SHE6
			1	-	1	-	1	-----	MEA2, MHA2, QHA2, QHEB, QHEP, QHET, QHE4, QHE5, QHM, QHP7, SHE5, SHE6	
			1	-	-	1	-	1003782	QHA2, QHEB, QHP7	
			1	-	-	1	-	-----	QHEP, QHE4, QHE5, SHE2, SHE5, SHE6	
	16854-ZL9-800	RUBBER, SUPPORTER	1	-	-	-	-	-----	QHEP, QHE5, SHE6	
			-	-	-	1	-	-----		

Ref. No.	Part No.	Description	Reqd. QTY					Serial No.	Parts catalogue code
			GC 135	GC 160	GC 160A	GC 135E	GC 160E		
3	16882-ZL9-000	TUBE, DIAPHRAGM	1	-	-	1	-	-----	PHA,PHC,PHD,PHU,PXA,PXC,PXD,PXU,QFC,QFJ,QHA,QHA1,QHA2,QHC,QHC1,QHE,QHEB,QHEP,QHE1,QHE2,QHE3,QHE4,QHE5,QHP7,QHU,QHU1,SHE,SHE1,SHE2,SHE3,SHE4,SHE5,SHE6,SHJ,SHJ1,SHJ4,VHA,VHC,VHE,VHJ,VHU,VXA,VXC,VXD,VXE,VXJ,VXU,WHE,WHJ,WKT2,WME1,WME2,WXE,WXJ
	16882-ZL8-000	1	-	-	-	-	-----	VXP5
4	16952-ZA8-800	STRAINER, FUEL	1	1	1	1	1	-----	DHAF,PHA,PHC,PHD,PHU,PXA,PXC,PXD,PXU,QBC,QDE,QFC,QFJ,QHA,QHAF,QHA1,QHC,QHC1,QHE,QHE1,QHE2,QHE3,QHU,QHU1,SHE,SHE1,SHE3,SHE4,SHJ,SHJ1,SHJ4,VHA,VHC,VHE,VHJ,VHU,VX,VXA,VXC,VXD,VXE,VXJ,VXU,WHE,WHJ,WKT2,WME1,WME2,WXE,WXJ
5	17511-ZL9-000	TANK, FUEL	1	-	-	1	-	-----	PHA,PHC,PHD,PHU,PXA,PXC,PXD,PXU,QFC,QFJ,QHA,QHA1,QHC,QHC1,QHE,QHE1,QHE2,QHE3,QHU,QHU1,SHE,SHE1,SHE3,SHE4,SHJ,SHJ1,SHJ4,VHA,VHC,VHE,VHJ,VHU,VXA,VXC,VXD,VXE,VXJ,VXU,WHE,WHJ,WKT2,WME1,WME2,WXE,WXJ
	17511-ZL9-800	1	-	-	1	-	-----	QHA2,QHEB,QHEP,QHE4,QHE5,QHP7,SHE2,SHE5,SHE6
	17511-ZL8-000	-	1	1	-	1	-----	DHAF,PHA,PHC,PHD,PHU,PXA,PXC,PXD,PXU,QBC,QDE,QFC,QHA,QHAF,QHA1,QHC,QHC1,QHE,QHE1,QHE2,QHE3,QHU,QHU1,SHE,SHE1,SHE3,SHE4,SHJ,SHJ1,VHA,VHC,VHE,VHJ,VHU,VX,VXA,VXC,VXE,VXJ,VXU,WHE,WHJ,WKT2,WME1,WME2,WXE,WXJ
	17511-ZL8-800	-	1	1	-	1	-----	MEA2,MHA2,QHA2,QHEB,QHEP,QHET,QHE4,QHE5,QHM,QHP7,SHE5,SHE6
6	17516-ZV0-000	RUBBER B, TANK MOUNTING	2	2	2	2	-	-----	DHAF,MEA2,MHA2,PHA,PHC,PHD,PHU,PXA,PXC,PXD,PXU,QBC,QDE,QFC,QFJ,QHA,QHAF,QHA1,QHA2,QHC,QHC1,QHE,QHEB,QHEP,QHET,QHE1,QHE2,QHE3,QHE4,QHE5,QHM,QHP7,QHU,QHU1,SHE,SHE1,SHE2,SHE3,SHE4,SHE5,SHE6,SHJ,SHJ1,SHJ4,VHA,VHC,VHE,VHJ,VHU,VX,VXA,VXC,VXD,VXE,VXJ,VXU,WHE,WHJ,WKT2,WME1,WME2,WXE,WXJ
7	17519-ZL8-800	JOINT, FUEL TUBE	1	1	1	1	2	-----	MEA2,MHA2,QHA2,QHEB,QHEP,QHET,QHE4,QHE5,QHM,QHP7,SHE2,SHE5,SHE6
8	17535-166-000	COLLAR, FR. COVER SETTING ...	1	1	1	1	-	-----	DHAF,MEA2,MHA2,PHA,PHC,PHD,PHU,PXA,PXC,PXD,PXU,QBC,QDE,QFC,QFJ,QHA,QHAF,QHA1,QHA2,QHC,QHC1,QHE,QHEB,QHEP,QHET,QHE1,QHE2,QHE3,QHE4,QHE5,QHM,QHP7,QHU,QHU1,SHE,SHE1,SHE2,SHE3,SHE4,SHE5,SHE6,SHJ,SHJ1,SHJ4,VHA,VHC,VHE,VHJ,VHU,VX,VXA,VXC,VXD,VXE,VXJ,VXU,WHE,WHJ,WKT2,WME1,WME2,WXE,WXJ
9	17561-ZL9-000	STAY A, FUEL TANK	1	-	-	1	-	-----	PHA,PHC,PHD,PHU,PXA,PXC,PXD,PXU,QFC,QFJ,QHA,QHA1,QHA2,QHC,QHC1,QHE,QHEB,QHEP,QHE1,QHE2,QHE3,QHE4,QHE5,QHP7,QHU,QHU1,SHE,SHE1,SHE2,SHE3,SHE4,SHE5,SHE6,SHJ,SHJ1,SHJ4,VHA,VHC,VHE,VHJ,VHU,VXA,VXC,VXD,VXE,VXJ,VXU,WHE,WHJ,WKT2,WME1,WME2,WXE,WXJ
	17561-ZL8-000	-	1	1	-	1	-----	
10	17620-ZL8-003	CAP ASSY., FUEL TANK	1	-	-	-	-	-----	1176146 PHA,PHC,PHD,PHU,PXA,PXC,PXD,PXU,QHA,QHA1,QHA2,QHC,QHC1,QHE,QHEB,QHEP,QHE1,QHE2,QHE3,QHE4,QHE5,QHU,QHU1,SHE,SHE1,SHE2,SHE3,SHE4,SHE5,SHE6,SHJ,SHJ1,VHA,VHC,VHE,VHJ,VHU,VXA,VXC,VXD,VXE,VXJ,VXU,WHE,WHJ,WKT2,WME1,WME2,WXE,WXJ
			-	1	-	-	-	-----	1709716 PHA,PHC,PHD,PHU,PXA,PXC,PXD,PXU,QBC,QFC,QHA,QHA1,QHA2,QHC,QHC1,QHE,QHEB,QHEP,QHET,QHE1,QHE2,QHE3,QHE4,QHE5,QHM,QHU,QHU1,SHE,SHE1,SHE3,SHE4,SHE5,SHE6,SHJ,SHJ1,VHA,VHC,VHE,VHJ,VHU,VX,VXA,VXC,VXE,VXJ,VXU,WHE,WHJ,WKT2,WME1,WME2,WXE,WXJ





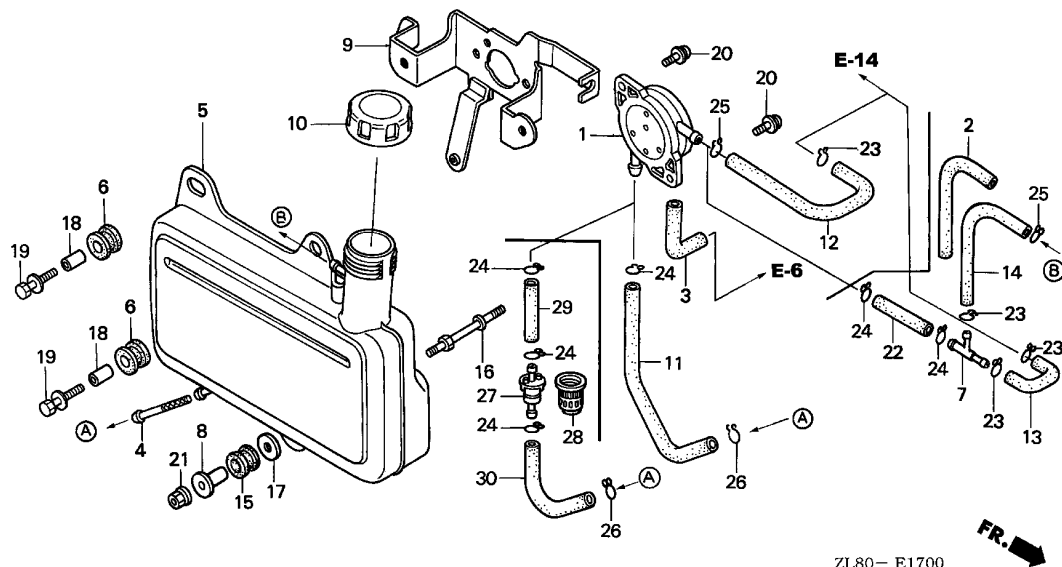
ZL80-E1700



Ref. No.	Part No.	Description	Reqd. QTY					Serial No.	Parts catalogue code		
			GC 135	GC 160	GC 160A	GC 135E	GC 160E				
10)	17620-ZL8-013	CAP ASSY., FUEL TANK	1	1	-	1	-	-----	QHP7		
			1	-	-	1	-	-----	DHAF, MEA2, MHA2, QBC, QDE, QFC, QFJ, QHAF, QHET, SHJ4		
			1	-	-	-	-	1176147	-----	PHA, PHC, PHD, PHU, PXA, PXC, PXD, PXU, QHA, QHA1, QHA2, QHC, QHC1, QHE, QHEB, QHEP, QHE1, QHE2, QHE3, QHE4, QHE5, QHU, QHU1, SHE, SHE1, SHE2, SHE3, SHE4, SHE5, SHE6, SHJ, SHJ1, VHA, VHC, VHE, VHJ, VHU, VXA, VXC, VXD, VXE, VXJ, VXU, WHE, WHJ, WKT2, WME1, WME2, WXE, WXJ	
			-	1	-	-	-	1709717	-----	PHA, PHC, PHD, PHU, PXA, PXC, PXD, PXU, QBC, QFC, QHA, QHA1, QHA2, QHC, QHC1, QHE, QHEB, QHEP, QHET, QHE1, QHE2, QHE3, QHE4, QHE5, QHM, QHU, QHU1, SHE, SHE1, SHE3, SHE4, SHE5, SHE6, SHJ, SHJ1, VHA, VHC, VHE, VHJ, VHU, VX, VXA, VXC, VXE, VXJ, VXU, WHE, WHJ, WKT2, WME1, WME2, WXE, WXJ	
			-	-	-	-	-	-	-----	PHA, PXU, QHA, QHA1, QHA2, QHC, QHE, QHEB, QHEP, QHE1, QHE2, QHE4, QHE5, QHU, SHE, SHE1, SHE6, SHJ, SHJ1, VHA, VXA, VXE, VXU, WHJ, WKT2	
			-	-	-	-	-	-	-----		
11	17701-ZL8-000	TUBE, FUEL TANK	1	1	1	1	1	-----	DHAF, PHA, PHC, PHD, PHU, PXA, PXC, PXD, PXU, QBC, QDE, QFC, QFJ, QHA, QHAF, QHA1, QHC, QHC1, QHE, QHE1, QHE2, QHE3, QHU, QHU1, SHE, SHE1, SHE3, SHE4, SHJ, SHJ1, SHJ4, VHA, VHC, VHE, VHJ, VHU, VX, VXA, VXC, VXD, VXE, VXJ, VXU, WHE, WHJ, WKT2, WME1, WME2, WXE, WXJ		
12	17702-ZL8-000	TUBE, FUEL	1	1	1	1	1	-----	DHAF, PHA, PHC, PHD, PHU, PXA, PXC, PXD, PXU, QBC, QDE, QFC, QFJ, QHA, QHAF, QHA1, QHA2, QHC, QHC1, QHE, QHE1, QHE2, QHE3, QHU, QHU1, SHE, SHE1, SHE3, SHE4, SHJ, SHJ1, SHJ4, VHA, VHC, VHE, VHJ, VHU, VX, VXA, VXC, VXD, VXE, VXJ, VXU, WHE, WHJ, WKT2, WME1, WME2, WXE, WXJ		
13	17702-ZL8-800	TUBE, FUEL	1	1	1	1	1	-----	MEA2, MHA2, QHA2, QHEB, QHEP, QHET, QHE4, QHE5, QHM, QHP7, SHE2, SHE5, SHE6		
14	17703-ZL9-800	TUBE, FUEL RETURN	1	-	-	-	-	-----	1003781	-----	QHEP, QHE4, QHE5, SHE2, SHE5, SHE6
	17703-ZL9-801	1	-	-	-	-	-----	-----	-----	QHA2, QHEB, QHP7
			1	-	-	-	-	1003782	-----	-----	QHEP, QHE4, QHE5, SHE2, SHE5, SHE6
			-	-	-	-	-	-----	-----	-----	QHEP, QHE5, SHE6
	17703-ZL8-800	-	1	1	-	1	-----	-----	-----	MEA2, MHA2, QHA2, QHEB, QHEP, QHET, QHE4, QHE5, QHM, QHP7, SHE5, SHE6

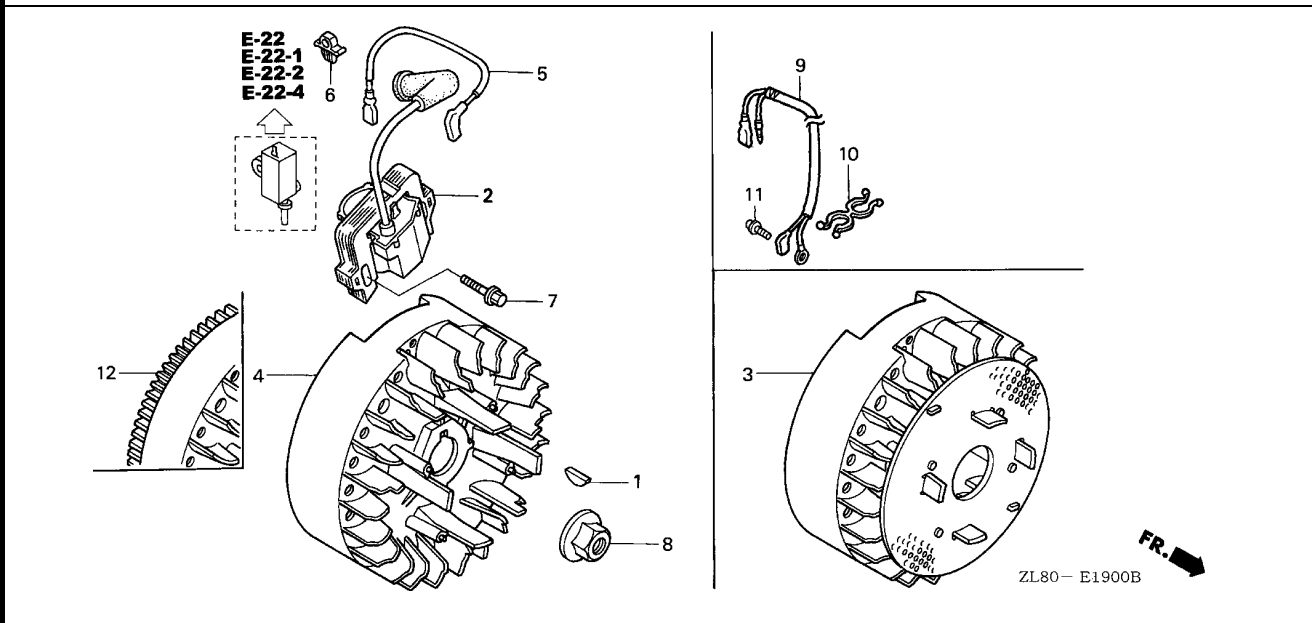
Ref. No.	Part No.	Description	Reqd. QTY					Serial No.	Parts catalogue code
			GC 135	GC 160	GC 160A	GC 135E	GC 160E		
15	80103-MG2-000	CUSHION, RR. FENDER	1	1	1	1	-	DHAF, MEA2, MHA2, PHA, PHC, PHD, PHU, PXA, PXC, PXD, PXU, QBC, QDE, QFC, QFJ, QHA, QHAF, QHA1, QHA2, QHC, QHC1, QHE, QHEB, QHEP, QHET, QHE1, QHE2, QHE3, QHE4, QHE5, QHM, QHP7, QHU, QHU1, SHE, SHE1, SHE2, SHE3, SHE4, SHE5, SHE6, SHJ, SHJ1, SHJ4, VHA, VHC, VHE, VHJ, VHU, VX, VXA, VXC, VXD, VXE, VXJ, VXU, WHE, WHJ, WKT2, WME1, WME2, WXE, WXJ	
			-	-	-	-	1		
16	90041-ZL8-000	BOLT, FUEL TANK STUD	1	1	1	1	-	DHAF, MEA2, MHA2, PHA, PHC, PHD, PHU, PXA, PXC, PXD, PXU, QBC, QDE, QFC, QFJ, QHA, QHAF, QHA1, QHA2, QHC, QHC1, QHE, QHEB, QHEP, QHET, QHE1, QHE2, QHE3, QHE4, QHE5, QHM, QHP7, QHU, QHU1, SHE, SHE1, SHE2, SHE3, SHE4, SHE5, SHE6, SHJ, SHJ1, SHJ4, VHA, VHC, VHE, VHJ, VHU, VX, VXA, VXC, VXD, VXE, VXJ, VXU, WHE, WHJ, WKT2, WME1, WME2, WXE, WXJ	
			-	-	-	-	1		
17	90473-896-000	WASHER, 6MM	1	1	1	1	-	DHAF, MEA2, MHA2, PHA, PHC, PHD, PHU, PXA, PXC, PXD, PXU, QBC, QDE, QFC, QFJ, QHA, QHAF, QHA1, QHA2, QHC, QHC1, QHE, QHEB, QHEP, QHET, QHE1, QHE2, QHE3, QHE4, QHE5, QHM, QHP7, QHU, QHU1, SHE, SHE1, SHE2, SHE3, SHE4, SHE5, SHE6, SHJ, SHJ1, SHJ4, VHA, VHC, VHE, VHJ, VHU, VX, VXA, VXC, VXD, VXE, VXJ, VXU, WHE, WHJ, WKT2, WME1, WME2, WXE, WXJ	
			-	-	-	-	1		
18	90501-KA2-640	COLLAR, 14X6.1	2	2	2	2	-	DHAF, MEA2, MHA2, PHA, PHC, PHD, PHU, PXA, PXC, PXD, PXU, QBC, QDE, QFC, QFJ, QHA, QHAF, QHA1, QHA2, QHC, QHC1, QHE, QHEB, QHEP, QHET, QHE1, QHE2, QHE3, QHE4, QHE5, QHM, QHP7, QHU, QHU1, SHE, SHE1, SHE2, SHE3, SHE4, SHE5, SHE6, SHJ, SHJ1, SHJ4, VHA, VHC, VHE, VHJ, VHU, VX, VXA, VXC, VXD, VXE, VXJ, VXU, WHE, WHJ, WKT2, WME1, WME2, WXE, WXJ	
			-	-	-	-	2		
19	93404-06025-00	BOLT-WASHER, 6X25	2	2	2	2	-	DHAF, MEA2, MHA2, PHA, PHC, PHD, PHU, PXA, PXC, PXD, PXU, QBC, QDE, QFC, QFJ, QHA, QHAF, QHA1, QHA2, QHC, QHC1, QHE, QHEB, QHEP, QHET, QHE1, QHE2, QHE3, QHE4, QHE5, QHM, QHP7, QHU, QHU1, SHE, SHE1, SHE2, SHE3, SHE4, SHE5, SHE6, SHJ, SHJ1, SHJ4, VHA, VHC, VHE, VHJ, VHU, VX, VXA, VXC, VXD, VXE, VXJ, VXU, WHE, WHJ, WKT2, WME1, WME2, WXE, WXJ	
			-	-	-	-	2		
20	93894-05014-00	SCREW-WASHER, 5X14	2	-	-	2	-	PHA, PHC, PHD, PHU, PXA, PXC, PXD, PXU, QFC, QFJ, QHA, QHA1, QHA2, QHC, QHC1, QHE, QHEB, QHEP, QHE1, QHE2, QHE3, QHE4, QHE5, QHP7, QHU, QHU1, SHE, SHE1, SHE2, SHE3, SHE4, SHE5, SHE6, SHJ, SHJ1, SHJ4, VHA, VHC, VHE, VHJ, VHU, VX, VXA, VXC, VXD, VXE, VXJ, VXU, WHE, WHJ, WKT2, WME1, WME2, WXE, WXJ	
			2	-	-	-	-	1213955	
			-	2	2	-	2	VXP5	
21	94050-06000	NUT, FLANGE, 6MM	1	1	1	1	-	DHAF, MEA2, MHA2, PHA, PHC, PHD, PHU, PXA, PXC, PXD, PXU, QBC, QDE, QFC, QFJ, QHA, QHAF, QHA1, QHA2, QHC, QHC1, QHE, QHEB, QHEP, QHET, QHE1, QHE2, QHE3, QHE4, QHE5, QHM, QHP7, QHU, QHU1, SHE, SHE1, SHE2, SHE3, SHE4, SHE5, SHE6, SHJ, SHJ1, SHJ4, VHA, VHC, VHE, VHJ, VHU, VX, VXA, VXC, VXD, VXE, VXJ, VXU, WHE, WHJ, WKT2, WME1, WME2, WXE, WXJ	
			-	-	-	-	1		
22	95001-55033-40	TUBE, FUEL, 5.3X33 (95001-55001-60M)	1	1	1	1	1	MEA2, MHA2, QHA2, QHEB, QHEP, QHET, QHE4, QHE5, QHM, QHP7, SHE2, SHE5, SHE6	
23	95002-02080	CLIP, TUBE (B8)	1	1	1	1	1	DHAF, PHA, PHC, PHD, PHU, PXA, PXC, PXD, PXU, QBC, QDE, QFC, QFJ, QHA, QHAF, QHAJ, QHA1, QHC, QHC1, QHE, QHE1, QHE2, QHE3, QHU, QHU1, SHE, SHE1, SHE3, SHE4, SHJ, SHJ1, SHJ4, VHA, VHC, VHE, VHJ, VHU, VX, VXA, VXC, VXD, VXE, VXJ, VXU, WHE, WHJ, WKT2, WME1, WME2, WXE, WXJ	
			3	3	3	3	3	MEA2, MHA2, QHA2, QHEB, QHEP, QHET, QHE4, QHE5, QHM, QHP7, SHE2, SHE5, SHE6	





ZL80-E1700

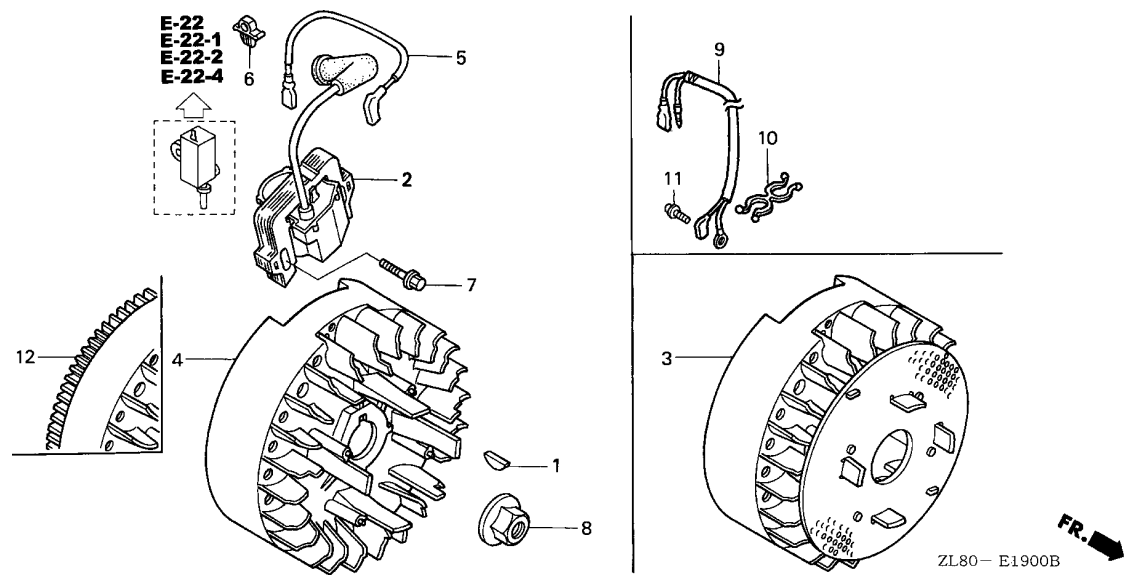
Ref. No.	Part No.	Description	Reqd. QTY					Serial No.	Parts catalogue code
			GC 135	GC 160	GC 160A	GC 135E	GC 160E		
24	95002-02100	CLIP, TUBE (B10)	1	1	1	1	1	DHAF, PHA, PHC, PHD, PHU, PXA, PXC, PXD, PXU, QBC, QDE, QFC, QFJ, QHA, QHAF, QHA1, QHC, QHC1, QHE, QHE1, QHE2, QHE3, QHU, QHU1, SHE, SHE1, SHE3, SHE4, SHJ, SHJ1, SHJ4, VHA, VHC, VHE, VHJ, VHU, VX, VXA, VXC, VXD, VXE, VXJ, VXU, WHE, WHJ, WKT2, WME1, WME2, WXE, WXJ	
			5	5	5	5	5	ME2, MHA2, QHA2, QHEB, QHEP, QHET, QHE4, QHE5, QHM, QHP7, SHE2, SHE5, SHE6	
25	95002-50000	CLIP, TUBE (C9)	1	-	2	-	-	QHAJ	
			-	2	2	-	-	PHA, PHC, PHD, PHU, PXA, PXC, PXD, PXU, QFC, QFJ, QHA, QHA1, QHA2, QHC, QHC1, QHE, QHEB, QHEP, QHE1, QHE2, QHE3, QHE4, QHE5, QHP7, QHU, QHU1, SHE, SHE1, SHE2, SHE3, SHE4, SHE5, SHE6, SHJ, SHJ1, SHJ4, VHA, VHC, VHE, VHJ, VHU, VXA, VXC, VXD, VXE, VXJ, VXU, WHE, WHJ, WKT2, WME1, WME2, WXE, WXJ	
			-	1	1	-	1		
26	95002-70000	CLIP, TUBE (C11)	1	1	1	1	-	DHAF, ME2, MHA2, PHA, PHC, PHD, PHU, PXA, PXC, PXD, PXU, QBC, QDE, QFC, QFJ, QHA, QHAF, QHA1, QHA2, QHC, QHC1, QHE, QHEB, QHEP, QHET, QHE1, QHE2, QHE3, QHE4, QHE5, QHM, QHP7, QHU, QHU1, SHE, SHE1, SHE2, SHE3, SHE4, SHE5, SHE6, SHJ, SHJ1, SHJ4, VHA, VHC, VHE, VHJ, VHU, VX, VXA, VXC, VXD, VXE, VXJ, VXU, WHE, WHJ, WKT2, WME1, WME2, WXE, WXJ	
27	16910-ZV4-015	STRAINER COMP., FUEL	-	-	-	-	1	ME2, MHA2, QHAJ, QHA2, QHEB, QHEP, QHET, QHE4, QHE5, QHM, QHP7, SHE2, SHE5, SHE6	
28	16915-ZV4-000	SUSPENSION, STRAINER	1	1	1	1	1	ME2, MHA2, QHAJ, QHA2, QHEB, QHEP, QHET, QHE4, QHE5, QHM, QHP7, SHE2, SHE5, SHE6	
29	17704-ZL8-800	TUBE, FUEL PUMP	1	1	1	1	1	ME2, MHA2, QHAJ, QHA2, QHEB, QHEP, QHET, QHE4, QHE5, QHM, QHP7, SHE2, SHE5, SHE6	
30	17701-ZL8-800	TUBE, FUEL TANK	1	1	1	1	1	ME2, MHA2, QHA2, QHEB, QHEP, QHET, QHE4, QHE5, QHM, QHP7, SHE2, SHE5, SHE6	



Service item	F.R.T.
COIL ASSY., IGNITION	0.2
.CORD, STOP SWITCH	
FLYWHEEL ASSY.	0.3
.FLYWHEEL COMP.	

Ref. No.	Part No.	Description	Reqd. QTY					Serial No.	Parts catalogue code
			GC 135	GC 160	GC 160A	GC 135E	GC 160E		
1	13331-357-000	KEY, SPECIAL WOODRUFF, 25X18	1	1	1	1	1		
2	30500-ZL8-004	COIL ASSY., IGNITION	1	1	-	1	1		
	30500-Z0J-003	-	-	1	-	-		
3	31105-ZL8-000	FLYWHEEL ASSY.	-	1	-	-	-	----- QHAJ	
	31105-ZM1-V20	1	-	-	1	-	----- SHJ4	
	31105-Z0J-000	-	-	1	-	-	----- QHAJ	
4	31110-ZL9-003	FLYWHEEL COMP.	1	-	-	1	-	----- PHA,PHC,PHD,PHU,PXA,PXC,PXD,PXU,QFC,QFJ,QHA,QHA1,QHA2,QHC,QHC1,QHE,QHEB,QHEP,QHE1,QHE2,QHE3,QHE4,QHE5,QHP7,QUH,QUH1,SHE,SHE1,SHE2,SHE3,SHE4,SHE5,SHE6,SHJ,SHJ1,VHA,VHC,VHE,VHJ,VHU,VXA,VXC,VXD,VXE,VXJ,VXP4,VXP5,VXU,WHE,WHJ,WKT2,WME1,WME2,WXE,WXJ	
	31110-ZL8-004	-	1	-	-	-	----- PHA,PHC,PHD,PHU,PXA,PXC,PXD,PXU,QBC,QFC,QHA,QHA1,QHA2,QHC,QHC1,QHE,QHEB,QHEP,QHET,QHE1,QHE2,QHE3,QHE4,QHE5,QHM,QHP7,QUH,QUH1,SHE,SHE1,SHE3,SHE4,SHE5,SHE6,SHJ,SHJ1,VHA,VHC,VHE,VHJ,VHU,VX,VXA,VXC,VXE,VXJ,VXU,WHE,WHJ,WKT2,WME1,WME2,WXE,WXJ	
	31110-Z0J-003	-	-	1	-	1	----- DHA2,MHA2,PHA,PXU,QBC,QFC,QHA,QHA1,QHA2,QHC,QHE,QHEB,QHEP,QHET,QHE1,QHE2,QHE4,QHE5,QUH,SHE,SHE1,SHE6,VHA,VXA,VXE,VXU	
	31110-Z0J-013	-	-	1	-	-	----- QDE	
5	32195-ZL8-000	CORD, STOP SWITCH	1	1	1	1	1	----- PHC,PHD,PHU,QBC,QFC,QHA,QHA1,QHA2,QHC,QHE,QHEB,QHEP,QHET,QHE1,QHE2,QHE5,QUH,SHE,SHE1,SHJ,WHJ	
	32195-Z0J-000	1	1	-	1	1	----- PHA,QFJ,QHAJ,QHC1,QHE3,QHM,QHP7,QUH1,SHE2,SHE3,SHE4,SHE5,SHJ1,SHJ4,VHA,VHC,VHE,VHJ,VHU,WHE,WME1	
	32195-Z0J-000	-	-	1	-	-	----- MEA2,MHA2,PHA,QDE,QHAJ,VHA	



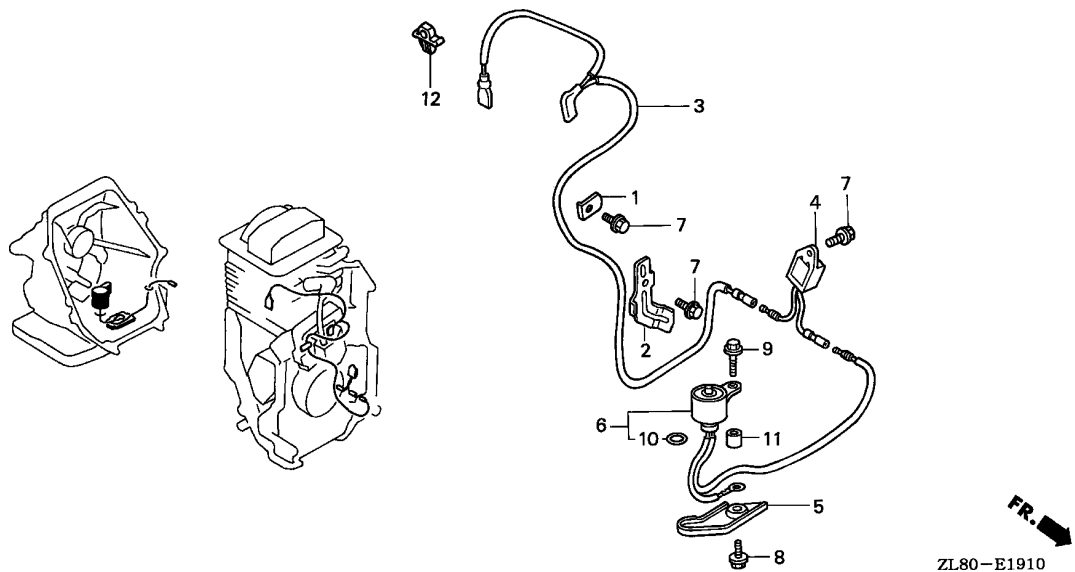


Ref. No.	Part No.	Description	Reqd. QTY					Serial No.	Parts catalogue code
			GC 135	GC 160	GC 160A	GC 135E	GC 160E		
6	36103-ZE1-000	HOLDER, STOP SWITCH CORD	1	1	1	1	1	-----	MEA2, MHA2, PHA, PHC, PHD, PHU, PXA, PXC, PXD, QBC, QDE, QFC, QFJ, QHA, QHAJ, QHA1, QHA2, QHC, QHC1, QHE, QHEB, QHEP, QHET, QHE1, QHE2, QHE3, QHE5, QHM, QHP7, QHU, QHU1, SHE, SHE1, SHE2, SHE3, SHE4, SHE5, SHJ, SHJ1, SHJ4, VHA, VHC, VHE, VHJ, VHU, VX, VXC, VXD, VXJ, VXP4, WHE, WHJ, WME1, WME2, WXJ
	46391-VM0-003	CLIP, BRAKE PIPE (A)	1	1	1	1	1	-----	QHE4, SHE6
7	90022-888-010	BOLT, FLANGE, 6X20(CT200)	1	1	1	1	1	-----	
8	90201-878-003	NUT, SPECIAL, 14MM	1	1	1	1	1	-----	
9	32195-ZL8-840	CORD, STOP SWITCH	1	1	1	1	1	-----	QHE4, SHE6
10	78419-SJ6-003	CLIP D, SPEEDOMETER CABLE	1	1	1	1	1	-----	QHE4, SHE6
11	93892-05008-00	SCREW-WASHER, 5X8	1	1	1	1	1	-----	QHE4, SHE6
12	31110-ZOL-831	FLYWHEEL COMP.	-	-	1	-	-	-----	MEA2

E-19-10

OIL ALERT/OIL LEVEL SWITCH

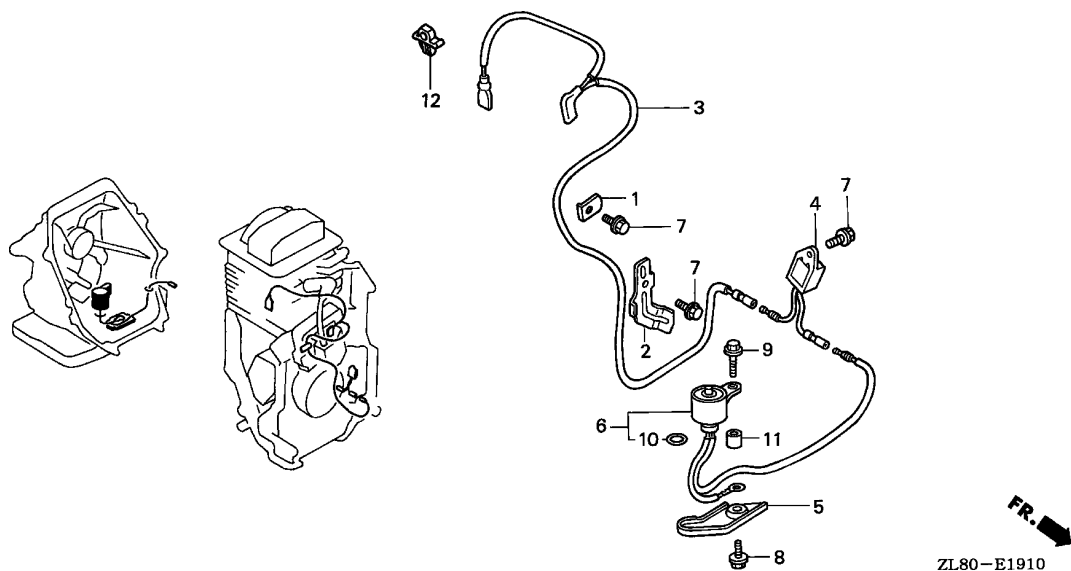
E13



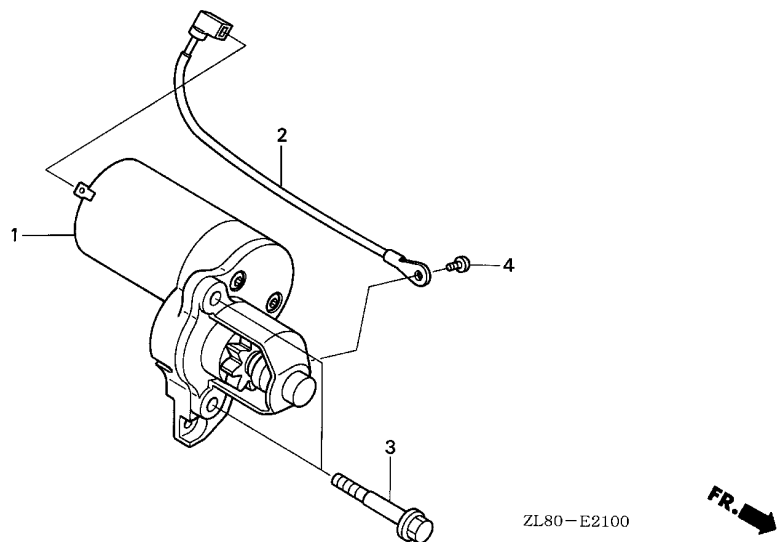
Service item	F.R.T.
ALERT UNIT, OIL	0.1
CORD, STOP SWITCH	0.2
O-RING, 11.8X2.4	0.5
SWITCH COMP., OIL LEVEL	

Ref. No.	Part No.	Description	Reqd. QTY					Serial No.	Parts catalogue code
			GC 135	GC 160	GC 160A	GC 135E	GC 160E		
1	30548-ZL8-000	CLAMPER, STOP SWITCH CORD ...	1	1	1	1	1	-----	PXA,PXC,PXD,PXU,VX,VXA,VXC,VXD,VXE,VXJ,VXP4,VXP5,VXU,WKT2 WME2,WXE,WXJ
2	30549-ZL8-000	CLAMPER, CORD	1	1	1	1	1	-----	PXA,PXC,PXD,PXU,VX,VXA,VXC,VXD,VXE,VXJ,VXP4,VXP5,VXU,WKT2 WME2,WXE,WXJ
3	32195-ZL8-810	CORD, STOP SWITCH	1	1	1	1	1	-----	PXA,PXC,PXD,PXU,VX,VXA,VXC,VXD,VXE,VXJ,VXP4,VXP5,VXU,WKT2 WME2,WXE,WXJ
4	34150-ZH7-003	ALERT UNIT, OIL	1	1	-	-	-	-----	VXP4,WKT2,WME2
			1	-	-	-	-	1015637	PXA,PXC,PXD,PXU,VXA,VXC,VXD,VXE,VXJ,VXU,WXE,WXJ
			-	1	-	-	-	1045125	PXA,PXC,PXD,PXU,VX,VXA,VXC,VXE,VXJ,VXU,WXE,WXJ
			-	-	1	-	-	-----	VXA
	34150-ZL8-003	1	-	-	1	-	-----	VXP5
			-	-	1	1	1	-----	PXU,VXE,VXU,WKT2
			-	-	-	-	1	-----	VXA
5	35419-ZL8-000	PROTECTOR, SWITCH	1	1	1	1	1	-----	PXA,PXC,PXD,PXU,VX,VXA,VXC,VXD,VXE,VXJ,VXP4,VXP5,VXU,WKT2 WME2,WXE,WXJ
6	35480-ZL8-811	SWITCH COMP., OIL LEVEL	1	1	1	1	1	-----	PXA,PXC,PXD,PXU,VX,VXA,VXC,VXD,VXE,VXJ,VXP4,VXP5,VXU,WKT2 WME2,WXE,WXJ
7	90013-883-000	BOLT, FLANGE, 6X12(CT200) ...	2	-	-	-	-	1015636	PXA,PXC,PXD,PXU,VXA,VXC,VXD,VXE,VXJ,VXU,WXE,WXJ
			-	2	-	-	-	1045124	PXA,PXC,PXD,PXU,VX,VXA,VXC,VXE,VXJ,VXU,WXE,WXJ
			3	3	-	3	3	-----	VXP4,VXP5,WKT2,WME2
			3	-	-	-	-	1015637	PXA,PXC,PXD,PXU,VXA,VXC,VXD,VXE,VXJ,VXU,WXE,WXJ
			-	3	-	-	-	1045125	PXA,PXC,PXD,PXU,VX,VXA,VXC,VXE,VXJ,VXU,WXE,WXJ
			-	-	3	3	3	-----	PXU,VXA,VXE,VXU
8	90014-952-000	BOLT, FLANGE, 6X14(CT200) ...	1	1	1	1	1	-----	PXA,PXC,PXD,PXU,VX,VXA,VXC,VXD,VXE,VXJ,VXP4,VXP5,VXU,WKT2 WME2,WXE,WXJ
9	90015-883-000	BOLT, FLANGE, 6X28	1	1	1	1	1	-----	PXA,PXC,PXD,PXU,VX,VXA,VXC,VXD,VXE,VXJ,VXP4,VXP5,VXU,WKT2 WME2,WXE,WXJ

2



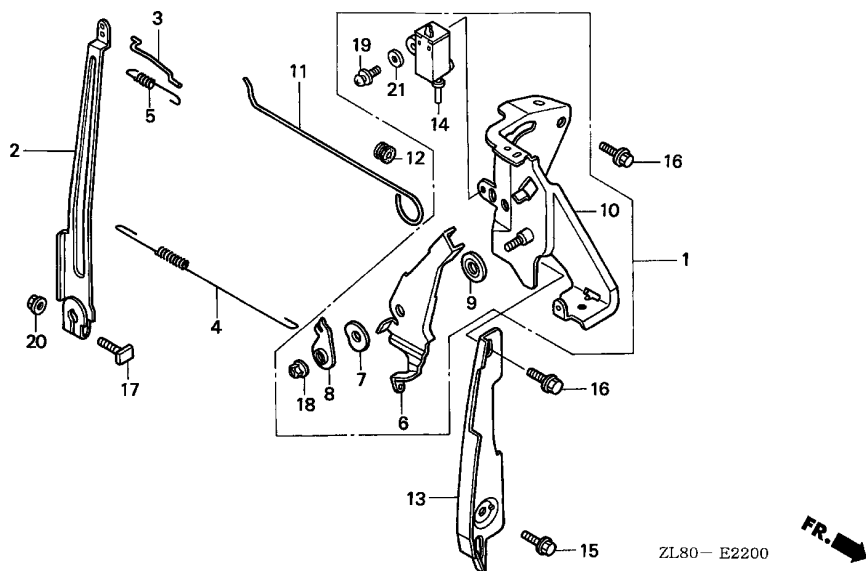
Ref. No.	Part No.	Description	Reqd. QTY					Serial No.	Parts catalogue code
			GC 135	GC 160	GC 160A	GC 135E	GC 160E		
10	91302-ZL8-003	O-RING, 11.8X2.4	1	1	1	1	1	-----	PXA,PXC,PXD,PXU,VX,VXA,VXC,VXD,VXE,VXJ,VXP4,VXP5,VXU,WKT2 WME2,WXE,WXJ
11	91501-ZL8-000	COLLAR, 6.6X13.8X14.5	1	1	1	1	1	-----	PXA,PXC,PXD,PXU,VX,VXA,VXC,VXD,VXE,VXJ,VXP4,VXP5,VXU,WKT2 WME2,WXE,WXJ
12	36103-ZE1-000	HOLDER, STOP SWITCH CORD	1	1	1	1	1	-----	PXU,VXA,VXE,VXP5,VXU,WKT2



Service item	F.R.T.
CORD, TERMINAL EARTH	0.1
MOTOR ASSY., STARTING	0.2

Ref. No.	Part No.	Description	Reqd. QTY					Serial No.	Parts catalogue code
			GC 135	GC 160	GC 160A	GC 135E	GC 160E		
1	31200-ZOL-821	MOTOR ASSY., STARTING	-	-	1	-	-	-----	ME A2
2	32222-ZOL-830	CORD, TERMINAL EARTH	-	-	1	-	-	-----	ME A2
3	90001-ZOL-820	BOLT, SPECIAL, 6MM	-	-	2	-	-	-----	ME A2
4	93500-05008-0A	SCREW, PAN, 5X8	-	-	1	-	-	-----	ME A2





Service item	F.R.T.
SWITCH ASSY., ENGINE STOP	0.1
ARM, GOVERNOR	0.2
.PLATE, SIDE	
.ROD, CHOKE CONTROL	
.ROD, GOVERNOR	
.SPRING, GOVERNOR	
.SPRING, THROTTLE RETURN	
CONTROL ASSY.	0.3
BASE COMP., CONTROL	0.4
.LEVER, CONTROL	

Ref. No.	Part No.	Description	Reqd. QTY					Serial No.	Parts catalogue code
			GC 135	GC 160	GC 160A	GC 135E	GC 160E		
1	16500-ZL8-000	CONTROL ASSY.	1	1	1	1	1	-----	MEA2,MHA2,PHA,PHC,PHD,PHU,PXA,PXC,PXD,PXU,QBC,QFC,QFJ,QHA,QHA2,QHC,QHE,QHE2,QHU,SHE,SHE2,SHE3,SHE5,SHJ,WHE,WHJ,WKT2,WME1,WME2,WXE,WXJ
2	16551-ZL9-000	ARM, GOVERNOR	1	-	-	1	-	-----	PHA,PHC,PHD,PHU,PXA,PXC,PXD,PXU,QFC,QFJ,QHA,QHA2,QHC,QHE,QHE2,QHU,SHE,SHE2,SHE3,SHE5,SHJ,WHE,WHJ,WKT2,WME1,WME2,WXE,WXJ
	16551-ZL8-000	-	1	1	-	1	-----	MEA2,MHA2,PHA,PHC,PHD,PHU,PXA,PXC,PXD,PXU,QBC,QFC,QHA,QHA2,QHC,QHE,QHE2,QHU,SHE,SHE3,SHE5,SHJ,WHE,WHJ,WKT2,WME1,WME2,WXE,WXJ
3	16555-ZL8-000	ROD, GOVERNOR	1	1	1	1	1	-----	MEA2,MHA2,PHA,PHC,PHD,PHU,PXA,PXC,PXD,PXU,QBC,QFC,QFJ,QHA,QHA2,QHC,QHE,QHE2,QHU,SHE,SHE2,SHE3,SHE5,SHJ,WHE,WHJ,WKT2,WME1,WME2,WXE,WXJ
4	16561-ZL8-000	SPRING, GOVERNOR	1	1	1	1	1	-----	MEA2,PHC,PHD,PHU,PXA,PXC,PXD,QFJ,SHE2,SHE3,SHE5,SHJ,WHE,WHJ,WKT2,WME1,WME2,WXE,WXJ
	16561-ZL8-V50	1	1	-	1	1	-----	PHA,PXU,QHA,QHA2,QHC,QHE,QHE2,QHU,SHE
	16561-Z0J-000	-	-	1	-	-	-----	QBC,QFC
5	16562-ZL8-000	SPRING, THROTTLE RETURN	1	-	-	-	-	-----	MHA2,PHA,PXU,QHA,QHAJ,QHA2,QHC,QHE,QHE2,QHU,SHE
	16562-ZL8-800	1	1	1	1	1	-----	1030440 PHA,PHC,PHD,PHU,PXA,PXC,PXD,PXU,QHA,QHA2,QHC,QHE,QHE2,QHU,SHE,SHE2,SHE3,SHE5,SHJ,WHE,WHJ,WXE,WXJ
			-	1	-	-	-	-----	1077280 PHA,PHC,PHD,PHU,PXA,PXC,PXD,PXU,QHA,QHA2,QHC,QHE,QHE2,QHU,SHE,SHE3,SHE5,SHJ,WHE,WHJ,WXE,WXJ
			1	1	1	1	1	-----	1030441 MEA2,MHA2,QBC,QFC,QFJ,WKT2,WME1,WME2
			-	-	-	-	-	-----	1077281 PHA,PHC,PHD,PHU,PXA,PXC,PXD,PXU,QHA,QHA2,QHC,QHE,QHE2,QHU,SHE,SHE2,SHE3,SHE5,SHJ,WHE,WHJ,WXE,WXJ
			-	1	-	-	-	-----	PHA,PHC,PHD,PHU,PXA,PXC,PXD,PXU,QHA,QHA2,QHC,QHE,QHE2,QHU,SHE,SHE3,SHE5,SHJ,WHE,WHJ,WXE,WXJ
			-	-	1	1	1	-----	PHA,PXU,QHA,QHA2,QHC,QHE,QHE2,QHU,SHE,SHJ,WHJ

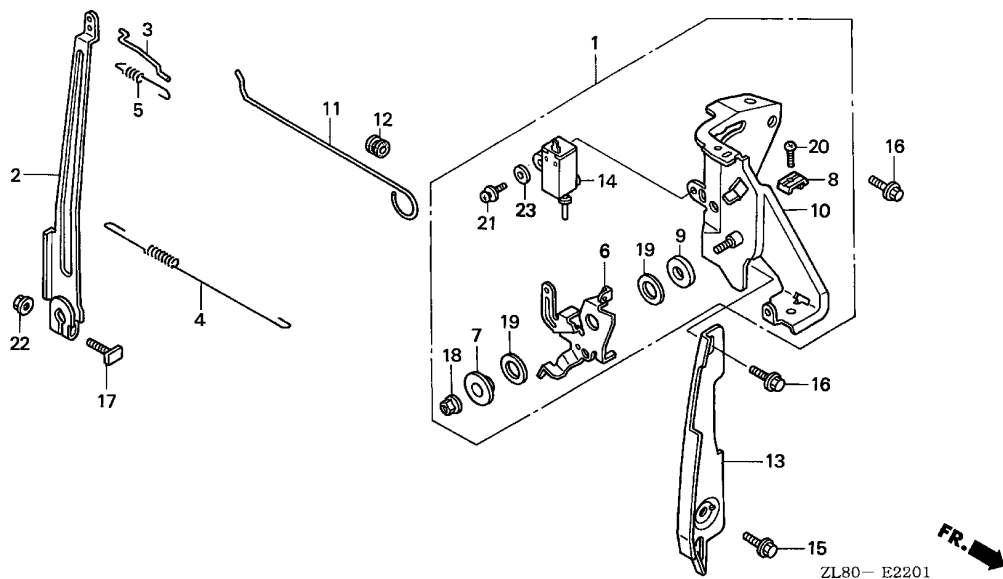
Ref. No.	Part No.	Description	Reqd. QTY					Serial No.	Parts catalogue code
			GC 135	GC 160	GC 160A	GC 135E	GC 160E		
6	16571-ZL8-000	LEVER, CONTROL	1	1	1	1	1	-----	ME A2, MHA2, PHA, PHC, PHD, PHU, PXA, PXC, PXD, PXU, QBC, QFC, QFJ, QHA QHA2, QHC, QHE, QHE2, QHU, SHE, SHE2, SHE3, SHE5, SHJ, WHE, WHJ, WKT2 WME1, WME2, WXE, WXJ
7	16574-ZE1-000	SPRING, LEVER	1	1	1	1	1	-----	ME A2, MHA2, PHA, PHC, PHD, PHU, PXA, PXC, PXD, PXU, QBC, QFC, QFJ, QHA QHA2, QHC, QHE, QHE2, QHU, SHE, SHE2, SHE3, SHE5, SHJ, WHE, WHJ, WKT2 WME1, WME2, WXE, WXJ
8	16575-ZL8-000	WASHER, CONTROL LEVER	1	1	1	1	1	-----	ME A2, MHA2, PHA, PHC, PHD, PHU, PXA, PXC, PXD, PXU, QBC, QFC, QFJ, QHA QHA2, QHC, QHE, QHE2, QHU, SHE, SHE2, SHE3, SHE5, SHJ, WHE, WHJ, WKT2 WME1, WME2, WXE, WXJ
9	16578-ZE1-000	SPACER, CONTROL LEVER	1	1	1	1	1	-----	ME A2, MHA2, PHA, PHC, PHD, PHU, PXA, PXC, PXD, PXU, QBC, QFC, QFJ, QHA QHA2, QHC, QHE, QHE2, QHU, SHE, SHE2, SHE3, SHE5, SHJ, WHE, WHJ, WKT2 WME1, WME2, WXE, WXJ
10	16580-ZL8-000	BASE COMP., CONTROL	1	1	1	1	1	-----	ME A2, MHA2, PHA, PHC, PHD, PHU, PXA, PXC, PXD, PXU, QBC, QFC, QFJ, QHA QHA2, QHC, QHE, QHE2, QHU, SHE, SHE2, SHE3, SHE5, SHJ, WHE, WHJ, WKT2 WME1, WME2, WXE, WXJ
11	16611-ZL8-000	ROD, CHOKE CONTROL	1	1	1	1	1	-----	ME A2, MHA2, PHA, PHC, PHD, PHU, PXA, PXC, PXD, PXU, QBC, QFC, QFJ, QHA QHA2, QHC, QHE, QHE2, QHU, SHE, SHE2, SHE3, SHE5, SHJ, WHE, WHJ, WKT2 WME1, WME2, WXE, WXJ
12	16613-893-000	GROMMET, CHOKE ROD	1	1	1	1	1	-----	ME A2, MHA2, PHA, PHC, PHD, PHU, PXA, PXC, PXD, PXU, QBC, QFC, QFJ, QHA QHA2, QHC, QHE, QHE2, QHU, SHE, SHE2, SHE3, SHE5, SHJ, WHE, WHJ, WKT2 WME1, WME2, WXE, WXJ
13	19612-ZL8-000	PLATE, SIDE	1	1	1	1	1	-----	ME A2, MHA2, PHA, PHC, PHD, PHU, PXA, PXC, PXD, PXU, QBC, QFC, QFJ, QHA QHA2, QHC, QHE, QHE2, QHU, SHE, SHE2, SHE3, SHE5, SHJ, WHE, WHJ, WKT2 WME1, WME2, WXE, WXJ
14	35120-ZL8-003	SWITCH ASSY., ENGINE STOP (N.O)	1	1	1	1	1	-----	ME A2, MHA2, PHA, PHC, PHD, PHU, PXA, PXC, PXD, PXU, QBC, QFC, QFJ, QHA QHA2, QHC, QHE, QHE2, QHU, SHE, SHE2, SHE3, SHE5, SHJ, WHE, WHJ, WKT2 WME1, WME2, WXE, WXJ
15	90013-883-000	BOLT, FLANGE, 6X12(CT200) ...	1	1	1	1	1	-----	ME A2, MHA2, PHA, PHC, PHD, PHU, PXA, PXC, PXD, PXU, QBC, QFC, QFJ, QHA QHA2, QHC, QHE, QHE2, QHU, SHE, SHE2, SHE3, SHE5, SHJ, WHE, WHJ, WKT2 WME1, WME2, WXE, WXJ
16	90014-952-000	BOLT, FLANGE, 6X14(CT200) ...	2	2	2	2	2	-----	ME A2, MHA2, PHA, PHC, PHD, PHU, PXA, PXC, PXD, PXU, QBC, QFC, QFJ, QHA QHA2, QHC, QHE, QHE2, QHU, SHE, SHE2, SHE3, SHE5, SHJ, WHE, WHJ, WKT2 WME1, WME2, WXE, WXJ
17	90015-ZE5-010	BOLT, GOVERNOR ARM	1	1	1	1	1	-----	ME A2, MHA2, PHA, PHC, PHD, PHU, PXA, PXC, PXD, PXU, QBC, QFC, QFJ, QHA QHA2, QHC, QHE, QHE2, QHU, SHE, SHE2, SHE3, SHE5, SHJ, WHE, WHJ, WKT2 WME1, WME2, WXE, WXJ
18	90114-SA0-000	NUT, SELF-LOCK, 6MM	1	1	1	1	1	-----	ME A2, MHA2, PHA, PHC, PHD, PHU, PXA, PXC, PXD, PXU, QBC, QFC, QFJ, QHA QHA2, QHC, QHE, QHE2, QHU, SHE, SHE2, SHE3, SHE5, SHJ, WHE, WHJ, WKT2 WME1, WME2, WXE, WXJ
19	93892-04012-00	SCREW-WASHER, 4X12	1	1	1	1	1	-----	ME A2, MHA2, PHA, PHC, PHD, PHU, PXA, PXC, PXD, PXU, QBC, QFC, QFJ, QHA QHA2, QHC, QHE, QHE2, QHU, SHE, SHE2, SHE3, SHE5, SHJ, WHE, WHJ, WKT2 WME1, WME2, WXE, WXJ
20	94050-06000	NUT, FLANGE, 6MM	1	1	1	1	1	-----	ME A2, MHA2, PHA, PHC, PHD, PHU, PXA, PXC, PXD, PXU, QBC, QFC, QFJ, QHA QHA2, QHC, QHE, QHE2, QHU, SHE, SHE2, SHE3, SHE5, SHJ, WHE, WHJ, WKT2 WME1, WME2, WXE, WXJ
21	94103-04000	WASHER, PLAIN, 4MM	1	1	1	1	1	-----	ME A2, MHA2, PHA, PHC, PHD, PHU, PXA, PXC, PXD, PXU, QBC, QFC, QFJ, QHA QHA2, QHC, QHE, QHE2, QHU, SHE, SHE2, SHE3, SHE5, SHJ, WHE, WHJ, WKT2 WME1, WME2, WXE, WXJ



E-22-1

CONTROL(2)

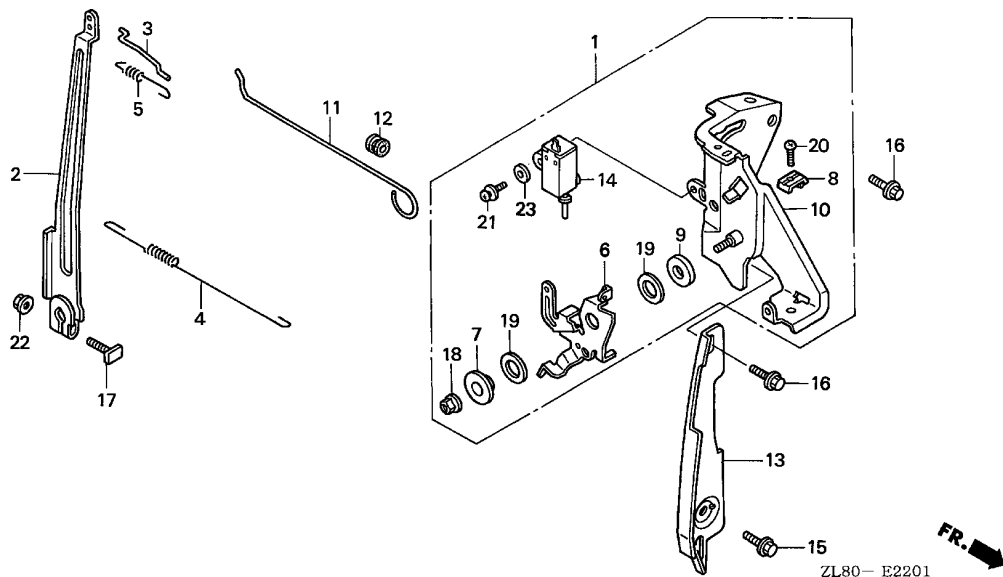
F 2



Service item	F.R.T.
SWITCH ASSY., ENGINE STOP	0.1
ARM, GOVERNOR	0.2
.PLATE, SIDE	
.ROD, CHOKE CONTROL	
.ROD, GOVERNOR	
.SPRING, GOVERNOR	
.SPRING, THROTTLE RETURN	
CONTROL ASSY.	0.3
.LEVER, CONTROL	
BASE COMP., CONTROL	0.4

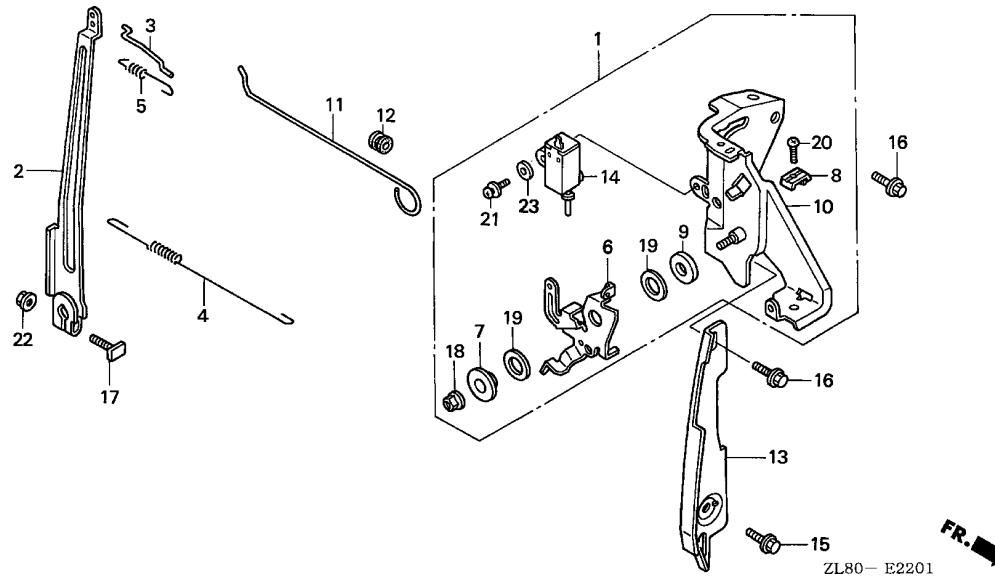
Ref. No.	Part No.	Description	Reqd. QTY					Serial No.	Parts catalogue code
			GC 135	GC 160	GC 160A	GC 135E	GC 160E		
1	16500-ZL8-800	CONTROL ASSY.	1	1	1	1	1	-----	QDE,QHAJ,QHA1,QHC1,QHEP,QHE1,QHE3,QHE5,QHM,QUH1,SHE1,SHE4
			1	-	-	-	-	-----	1260906 QHEB
			1	-	-	-	-	-----	1308264 QHP7
			-	1	-	-	-	-----	1825717 QHEB
2	16551-ZL9-000	ARM, GOVERNOR	1	-	-	1	-	-----	QHA1,QHC1,QHEP,QHE1,QHE3,QHE5,QUH1,SHE1,SHE4
			1	-	-	-	-	-----	1260906 QHEB
			1	-	-	-	-	-----	1308264 QHP7
	16551-ZL8-000	-	1	1	-	1	-----	QDE,QHAJ,QHA1,QHC1,QHEP,QHE1,QHE3,QHE5,QHM,QUH1,SHE1,SHE4
			-	1	-	-	-	-----	1825717 QHEB
			-	-	1	-	-	-----	QHEB
3	16555-ZL8-000	ROD, GOVERNOR	1	1	1	1	1	-----	QDE,QHAJ,QHA1,QHC1,QHEP,QHE1,QHE3,QHE5,QHM,QUH1,SHE1,SHE4
			1	-	-	-	-	-----	1260906 QHEB
			1	-	-	-	-	-----	1308264 QHP7
			-	1	-	-	-	-----	1825717 QHEB
			-	-	1	-	-	-----	QHEB
4	16561-ZL8-000	SPRING, GOVERNOR	1	1	1	1	1	-----	QDE,QHAJ,QHA1,QHC1,QHEP,QHE1,QHE3,QHE5,QUH1,SHE1,SHE4
			1	-	-	-	-	-----	1260906 QHEB
			-	1	-	-	-	-----	1825717 QHEB
			-	-	1	-	-	-----	QHEB
	16561-ZL8-V20	1	-	-	-	-	-----	1308264 QHP7
			-	1	-	-	-	-----	QHM
5	16562-ZL8-000	SPRING, THROTTLE RETURN	1	-	-	-	-	-----	1030440 QHA1,QHC1,QHEB,QHEP,QHE1,QHE3,QHE5,QUH1,SHE1,SHE4
			-	1	-	-	-	-----	1077280 QHA1,QHC1,QHEB,QHEP,QHE1,QHE3,QHE5,QUH1,SHE1,SHE4

Ref. No.	Part No.	Description	Reqd. QTY					Serial No.	Parts catalogue code
			GC 135	GC 160	GC 160A	GC 135E	GC 160E		
(5)	16562-ZL8-800	SPRING, THROTTLE RETURN	1	-	-	-	-	1030441	----- QHA1,QHC1,QHEP,QHE1,QHE3,QHE5,QHU1,SHE1,SHE4
			1	-	-	-	-	----- 1308264	QHP7
			1	-	-	-	-	1030441	1260906 QHEB
			-	1	1	-	-	-----	QDE,QHAJ,QHM
			-	1	-	-	-	1077281	----- QHA1,QHC1,QHEP,QHE1,QHE3,QHE5,QHU1,SHE1,SHE4
			-	1	-	-	-	1077281	1825717 QHEB
			-	-	1	1	1	-----	QHA1,QHEP,QHE1,QHE5,SHE1
6	16571-ZL8-800	LEVER, CONTROL	-	-	1	-	-	-----	QHEB
			1	1	1	1	1	-----	QDE,QHAJ,QHA1,QHC1,QHEP,QHE1,QHE3,QHE5,QHM,QHU1,SHE1,SHE4
			1	-	-	-	-	----- 1260906	QHEB
			1	-	-	-	-	----- 1308264	QHP7
			-	1	-	-	-	----- 1825717	QHEB
7	16575-ZL8-800	WASHER, CONTROL LEVER	-	-	1	-	-	-----	QHEB
			1	1	1	1	1	-----	QDE,QHAJ,QHA1,QHC1,QHEP,QHE1,QHE3,QHE5,QHM,QHU1,SHE1,SHE4
			1	-	-	-	-	----- 1260906	QHEB
			1	-	-	-	-	----- 1308264	QHP7
			-	1	-	-	-	----- 1825717	QHEB
8	16576-891-000	HOLDER, CABLE	-	-	1	-	-	-----	QHEB
			1	1	1	1	1	-----	QDE,QHAJ,QHA1,QHC1,QHEP,QHE1,QHE3,QHE5,QHM,QHU1,SHE1,SHE4
			1	-	-	-	-	----- 1260906	QHEB
			1	-	-	-	-	----- 1308264	QHP7
			-	1	-	-	-	----- 1825717	QHEB
9	16578-ZL8-800	SPACER, CONTROL LEVER	-	-	1	-	-	-----	QHEB
			1	1	1	1	1	-----	QDE,QHAJ,QHA1,QHC1,QHEP,QHE1,QHE3,QHE5,QHM,QHU1,SHE1,SHE4
			1	-	-	-	-	----- 1260906	QHEB
			1	-	-	-	-	----- 1308264	QHP7
			-	1	-	-	-	----- 1825717	QHEB
10	16580-ZL8-000	BASE COMP., CONTROL	-	-	1	-	-	-----	QHEB
			1	1	1	1	1	-----	QDE,QHAJ,QHA1,QHC1,QHEP,QHE1,QHE3,QHE5,QHM,QHU1,SHE1,SHE4
			1	-	-	-	-	----- 1260906	QHEB
			1	-	-	-	-	----- 1308264	QHP7
			-	1	-	-	-	----- 1825717	QHEB
11	16611-ZL8-000	ROD, CHOKE CONTROL	-	-	1	-	-	-----	QHEB
			1	1	1	1	1	-----	QDE,QHAJ,QHA1,QHC1,QHEP,QHE1,QHE3,QHE5,QHM,QHU1,SHE1,SHE4
			1	-	-	-	-	----- 1260906	QHEB
			1	-	-	-	-	----- 1308264	QHP7
			-	1	-	-	-	----- 1825717	QHEB
12	16613-893-000	GROMMET, CHOKE ROD	-	-	1	-	-	-----	QHEB
			1	1	1	1	1	-----	QDE,QHAJ,QHA1,QHC1,QHEP,QHE1,QHE3,QHE5,QHM,QHU1,SHE1,SHE4
			1	-	-	-	-	----- 1260906	QHEB
			1	-	-	-	-	----- 1308264	QHP7
			-	1	-	-	-	----- 1825717	QHEB
13	19612-ZL8-000	PLATE, SIDE	-	-	1	-	-	-----	QHEB
			1	1	1	1	1	-----	QDE,QHAJ,QHA1,QHC1,QHEP,QHE1,QHE3,QHE5,QHM,QHU1,SHE1,SHE4
			1	-	-	-	-	----- 1260906	QHEB
			1	-	-	-	-	----- 1308264	QHP7
			-	1	-	-	-	----- 1825717	QHEB
14	35120-ZL8-003	SWITCH ASSY., ENGINE STOP (N.O)	-	-	1	-	-	-----	QHEB
			1	1	1	1	1	-----	QDE,QHAJ,QHA1,QHC1,QHEP,QHE1,QHE3,QHE5,QHM,QHU1,SHE1,SHE4
			1	-	-	-	-	----- 1260906	QHEB
			1	-	-	-	-	----- 1308264	QHP7
			-	1	-	-	-	----- 1825717	QHEB
			-	-	1	-	-	-----	QHEB

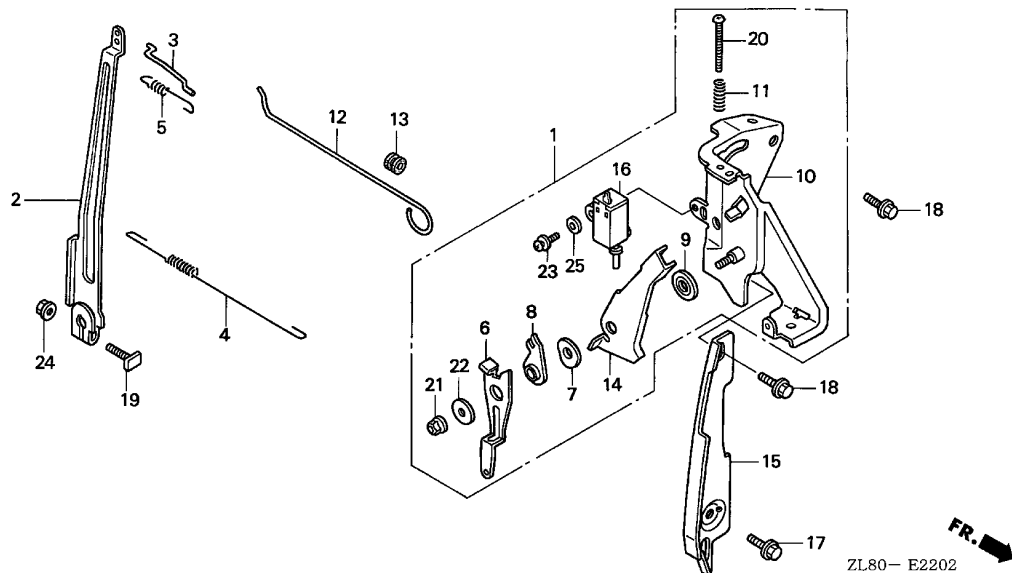


2

Ref. No.	Part No.	Description	Reqd. QTY					Serial No.	Parts catalogue code
			GC 135	GC 160	GC 160A	GC 135E	GC 160E		
15	90013-883-000	BOLT, FLANGE, 6X12(CT200) ...	1	1	1	1	1	-----	QDE,QHAJ,QHA1,QHC1,QHEP,QHE1,QHE3,QHE5,QHM,QHU1,SHE1,SHE4
			1	-	-	-	-	-----	1260906 QHEB
			1	-	-	-	-	-----	1308264 QHP7
			-	1	-	-	-	-----	1825717 QHEB
			-	-	1	-	-	-----	QHEB
16	90014-952-000	BOLT, FLANGE, 6X14(CT200) ...	2	2	2	2	2	-----	QDE,QHAJ,QHA1,QHC1,QHEP,QHE1,QHE3,QHE5,QHM,QHU1,SHE1,SHE4
			2	-	-	-	-	-----	1260906 QHEB
			2	-	-	-	-	-----	1308264 QHP7
			-	2	-	-	-	-----	1825717 QHEB
			-	-	2	-	-	-----	QHEB
17	90015-ZE5-010	BOLT, GOVERNOR ARM	1	1	1	1	1	-----	QDE,QHAJ,QHA1,QHC1,QHEP,QHE1,QHE3,QHE5,QHM,QHU1,SHE1,SHE4
			1	-	-	-	-	-----	1260906 QHEB
			1	-	-	-	-	-----	1308264 QHP7
			-	1	-	-	-	-----	1825717 QHEB
			-	-	1	-	-	-----	QHEB
18	90114-SA0-000	NUT, SELF-LOCK, 6MM	1	1	1	1	1	-----	QDE,QHAJ,QHA1,QHC1,QHEP,QHE1,QHE3,QHE5,QHM,QHU1,SHE1,SHE4
			1	-	-	-	-	-----	1260906 QHEB
			1	-	-	-	-	-----	1308264 QHP7
			-	1	-	-	-	-----	1825717 QHEB
			-	-	1	-	-	-----	QHEB
19	90452-KG8-000	WASHER, 12.5MM	2	2	2	2	2	-----	QDE,QHAJ,QHA1,QHC1,QHEP,QHE1,QHE3,QHE5,QHM,QHU1,SHE1,SHE4
			2	-	-	-	-	-----	1260906 QHEB
			2	-	-	-	-	-----	1308264 QHP7
			-	2	-	-	-	-----	1825717 QHEB
			-	-	2	-	-	-----	QHEB

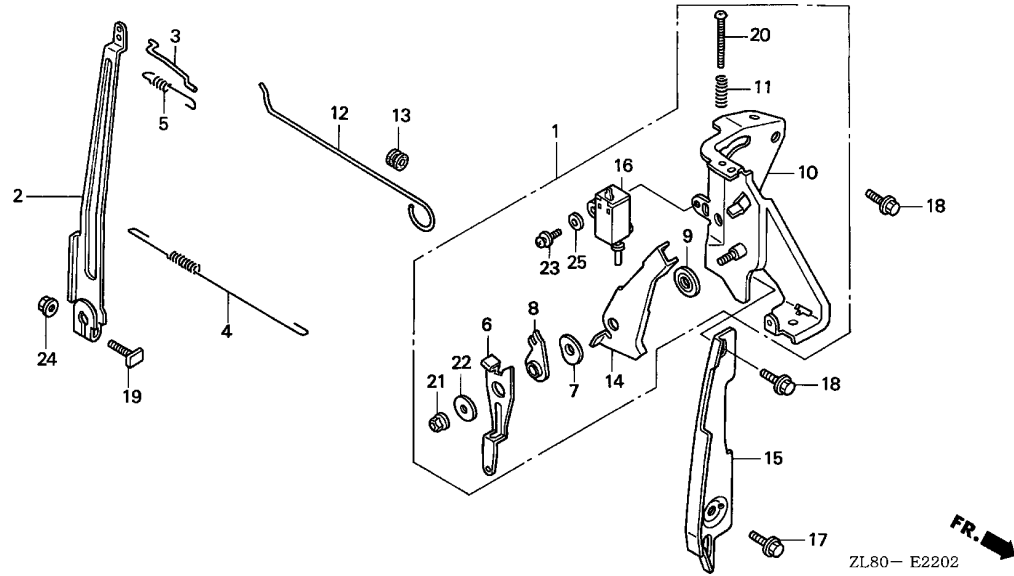


Ref. No.	Part No.	Description	Reqd. QTY					Serial No.	Parts catalogue code
			GC 135	GC 160	GC 160A	GC 135E	GC 160E		
20	93500-05016-0A	SCREW, PAN, 5X16	1	1	1	1	1	-----	QDE,QHAJ,QHA1,QHC1,QHEP,QHE1,QHE3,QHE5,QHM,QHU1,SHE1,SHE4
			1	-	-	-	-	-----	1260906 QHEB
			1	-	-	-	-	-----	1308264 QHP7
			-	1	-	-	-	-----	1825717 QHEB
			-	-	1	-	-	-----	QHEB
21	93892-04012-00	SCREW-WASHER, 4X12	1	1	1	1	1	-----	QDE,QHAJ,QHA1,QHC1,QHEP,QHE1,QHE3,QHE5,QHM,QHU1,SHE1,SHE4
			1	-	-	-	-	-----	1260906 QHEB
			1	-	-	-	-	-----	1308264 QHP7
			-	1	-	-	-	-----	1825717 QHEB
			-	-	1	-	-	-----	QHEB
22	94050-06000	NUT, FLANGE, 6MM	1	1	1	1	1	-----	QDE,QHAJ,QHA1,QHC1,QHEP,QHE1,QHE3,QHE5,QHM,QHU1,SHE1,SHE4
			1	-	-	-	-	-----	1260906 QHEB
			1	-	-	-	-	-----	1308264 QHP7
			-	1	-	-	-	-----	1825717 QHEB
			-	-	1	-	-	-----	QHEB
23	94103-04000	WASHER, PLAIN, 4MM	1	1	1	1	1	-----	QDE,QHAJ,QHA1,QHC1,QHEP,QHE1,QHE3,QHE5,QHM,QHU1,SHE1,SHE4
			1	-	-	-	-	-----	1260906 QHEB
			1	-	-	-	-	-----	1308264 QHP7
			-	1	-	-	-	-----	1825717 QHEB
			-	-	1	-	-	-----	QHEB



Service item	F.R.T.
SWITCH ASSY., ENGINE STOP	0.1
ARM, GOVERNOR	0.2
.PLATE, SIDE	
.ROD, CHOKE CONTROL	
.ROD, GOVERNOR	
.SPRING, GOVERNOR	
.SPRING, THROTTLE RETURN	
CONTROL ASSY.	0.3
.LEVER, CONTROL	
BASE COMP., CONTROL	0.4
.LEVER, STOP	

Ref. No.	Part No.	Description	Reqd. QTY					Serial No.	Parts catalogue code
			GC 135	GC 160	GC 160A	GC 135E	GC 160E		
1	16500-ZL8-850	CONTROL ASSY.	1	1	1	1	1	-----	VHA, VHC, VHE, VHJ, VHU, VX, VXA, VXC, VXD, VXE, VXJ, VXU
2	16551-ZL9-000	ARM, GOVERNOR	-	-	-	-	-	-----	VHA, VHC, VHE, VHJ, VHU, VXA, VXC, VXD, VXE, VXJ, VXU
	16551-ZL8-000	-	1	1	-	1	-----	VHA, VHC, VHE, VHJ, VHU, VX, VXA, VXC, VXE, VXJ, VXU
3	16555-ZL8-000	ROD, GOVERNOR	1	1	1	1	1	-----	VHA, VHC, VHE, VHJ, VHU, VX, VXA, VXC, VXD, VXE, VXJ, VXU
4	16561-ZL8-800	SPRING, GOVERNOR	1	1	1	1	1	-----	VHE, VHU, VXE, VXU
	16561-ZL8-810	1	1	1	-	1	-----	VHA, VHC, VHJ, VX, VXA, VXC, VXD, VXJ
5	16562-ZL8-000	SPRING, THROTTLE RETURN	1	-	-	-	-	1030440	VHA, VHC, VHE, VHJ, VHU, VXA, VXC, VXD, VXE, VXJ, VXU
	16562-ZL8-800	1	-	-	-	-	1030441	VHA, VHC, VHE, VHJ, VHU, VXA, VXC, VXD, VXE, VXJ, VXU
			-	1	-	-	-	1077281	VHA, VHC, VHE, VHJ, VHU, VX, VXA, VXC, VXE, VXJ, VXU
			-	-	1	1	1	-----	VHA, VXA, VXE, VXU
6	16571-ZL8-850	LEVER, CONTROL	1	1	1	1	1	-----	VHA, VHC, VHE, VHJ, VHU, VX, VXA, VXC, VXD, VXE, VXJ, VXU
7	16574-ZE1-000	SPRING, LEVER	1	1	1	1	1	-----	VHA, VHC, VHE, VHJ, VHU, VX, VXA, VXC, VXD, VXE, VXJ, VXU
8	16575-ZL8-000	WASHER, CONTROL LEVER	1	1	1	1	1	-----	VHA, VHC, VHE, VHJ, VHU, VX, VXA, VXC, VXD, VXE, VXJ, VXU
9	16578-ZE1-000	SPACER, CONTROL LEVER	1	1	1	1	1	-----	VHA, VHC, VHE, VHJ, VHU, VX, VXA, VXC, VXD, VXE, VXJ, VXU
10	16580-ZL8-000	BASE COMP., CONTROL	1	1	1	1	1	-----	VHA, VHC, VHE, VHJ, VHU, VX, VXA, VXC, VXD, VXE, VXJ, VXU
11	16584-883-300	SPRING, CONTROL ADJUSTING ...	1	1	1	1	1	-----	VHA, VHC, VHE, VHJ, VHU, VX, VXA, VXC, VXD, VXE, VXJ, VXU
12	16611-ZL8-000	ROD, CHOKE CONTROL	1	1	1	1	1	-----	VHA, VHC, VHE, VHJ, VHU, VX, VXA, VXC, VXD, VXE, VXJ, VXU
13	16613-893-000	GROMMET, CHOKE ROD	1	1	1	1	1	-----	VHA, VHC, VHE, VHJ, VHU, VX, VXA, VXC, VXD, VXE, VXJ, VXU
14	16631-ZL8-850	LEVER, STOP	1	1	1	1	1	-----	VHA, VHC, VHE, VHJ, VHU, VX, VXA, VXC, VXD, VXE, VXJ, VXU
15	19612-ZL8-000	PLATE, SIDE	1	1	1	1	1	-----	VHA, VHC, VHE, VHJ, VHU, VX, VXA, VXC, VXD, VXE, VXJ, VXU
16	35120-ZL8-003	SWITCH ASSY., ENGINE STOP							
		(N.O.)	1	1	1	1	1	-----	VHA, VHC, VHE, VHJ, VHU, VX, VXA, VXC, VXD, VXE, VXJ, VXU
17	90013-883-000	BOLT, FLANGE, 6X12(CT200) ...	1	1	1	1	1	-----	VHA, VHC, VHE, VHJ, VHU, VX, VXA, VXC, VXD, VXE, VXJ, VXU
18	90014-952-000	BOLT, FLANGE, 6X14(CT200) ...	2	2	2	2	2	-----	VHA, VHC, VHE, VHJ, VHU, VX, VXA, VXC, VXD, VXE, VXJ, VXU
19	90015-ZE5-010	BOLT, GOVERNOR ARM	1	1	1	1	1	-----	VHA, VHC, VHE, VHJ, VHU, VX, VXA, VXC, VXD, VXE, VXJ, VXU



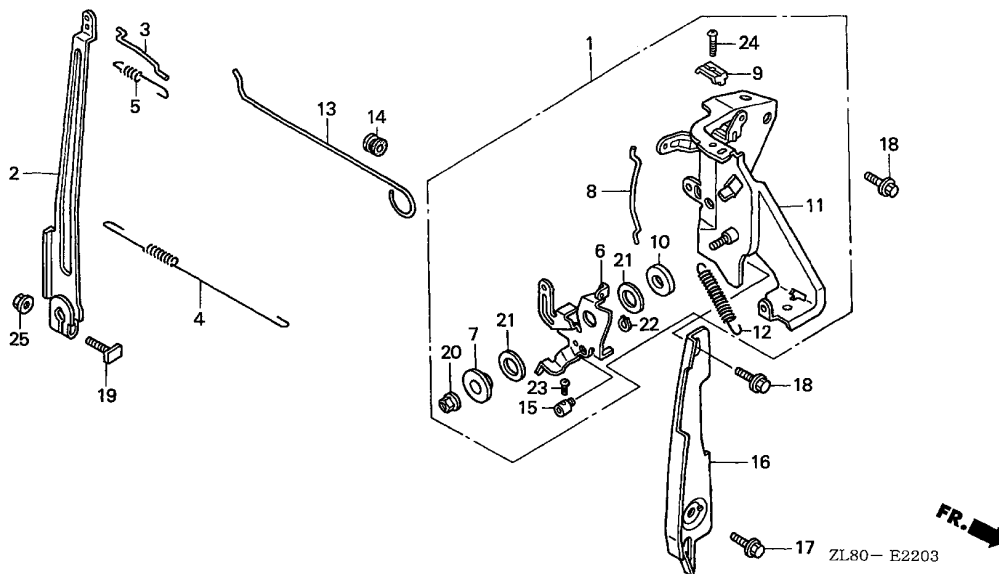
Ref. No.	Part No.	Description	Reqd. QTY					Serial No.	Parts catalogue code
			GC 135	GC 160	GC 160A	GC 135E	GC 160E		
20	90031-ZL8-850	SCREW, ADJUST	1	1	1	1	1	-----	VHA, VHC, VHE, VHJ, VHU, VX, VXA, VXC, VXD, VXE, VXJ, VXU
21	90114-SAO-000	NUT, SELF-LOCK, 6MM	1	1	1	1	1	-----	VHA, VHC, VHE, VHJ, VHU, VX, VXA, VXC, VXD, VXE, VXJ, VXU
22	90563-355-000	WASHER, WHEEL, 6MM	1	1	1	1	1	-----	VHA, VHC, VHE, VHJ, VHU, VX, VXA, VXC, VXD, VXE, VXJ, VXU
23	93892-04012-00	SCREW-WASHER, 4X12	1	1	1	1	1	-----	VHA, VHC, VHE, VHJ, VHU, VX, VXA, VXC, VXD, VXE, VXJ, VXU
24	94050-06000	NUT, FLANGE, 6MM	1	1	1	1	1	-----	VHA, VHC, VHE, VHJ, VHU, VX, VXA, VXC, VXD, VXE, VXJ, VXU
25	94103-04000	WASHER, PLAIN, 4MM	1	1	1	1	1	-----	VHA, VHC, VHE, VHJ, VHU, VX, VXA, VXC, VXD, VXE, VXJ, VXU



E-22-3

CONTROL(4)

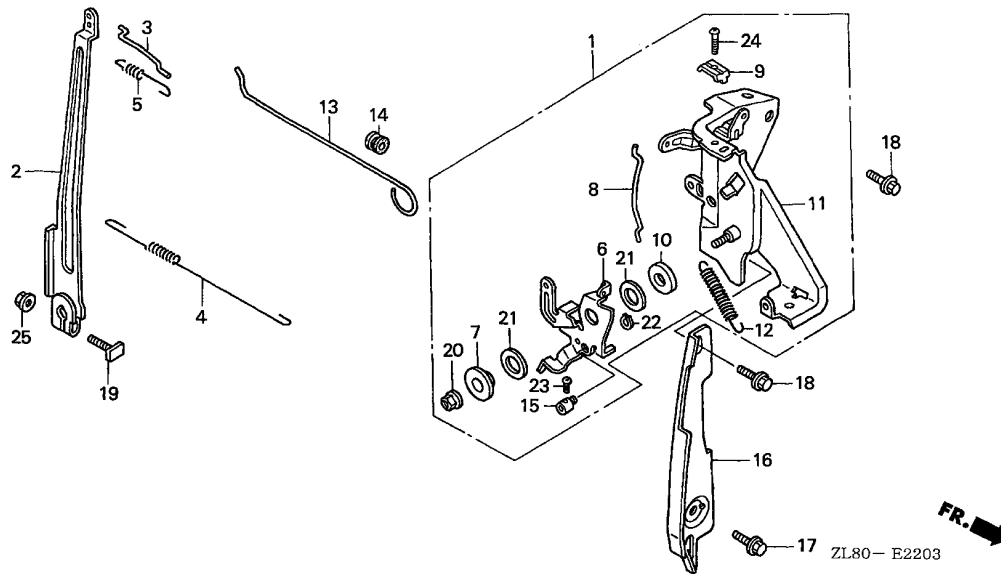
F 8



Service item	F.R.T.
SPRING, CONTROL LEVER RETURN	0.1
ARM, GOVERNOR	0.2
.PLATE, SIDE	
.ROD, CHOKE CONTROL	
.ROD, CONTROL LEVER	
.ROD, GOVERNOR	
.SPRING, GOVERNOR	
.SPRING, THROTTLE RETURN	
CONTROL ASSY.	0.3
BASE COMP., CONTROL	0.4
.LEVER, CONTROL	

Ref. No.	Part No.	Description	Reqd. QTY					Serial No.	Parts catalogue code
			GC 135	GC 160	GC 160A	GC 135E	GC 160E		
1	16500-ZL8-840	CONTROL ASSY.	1	1	1	1	1	-----	QHE4,SHE6
2	16551-ZL9-000	ARM, GOVERNOR	1	-	1	-	1	-----	QHE4,SHE6
	16551-ZL8-000	-	1	1	-	1	-----	QHE4,SHE6
3	16555-ZL8-000	ROD, GOVERNOR	1	1	1	1	1	-----	QHE4,SHE6
4	16561-ZL8-000	SPRING, GOVERNOR	1	1	-	1	1	-----	QHE4,SHE6
	16561-Z0J-000	-	-	1	-	-	-----	QHE4,SHE6
5	16562-ZL8-000	SPRING, THROTTLE RETURN	1	-	-	-	-	1030440	QHE4,SHE6
		-	1	-	-	-	1077280	QHE4,SHE6
	16562-ZL8-800	1	-	-	-	-	1030441	QHE4,SHE6
		-	1	-	-	-	1077281	QHE4,SHE6
		-	-	1	1	1	-----	QHE4,SHE6
6	16571-ZL8-820	LEVER, CONTROL	1	1	1	1	1	-----	QHE4,SHE6
7	16575-ZL8-800	WASHER, CONTROL LEVER	1	1	1	1	1	-----	QHE4,SHE6
8	16576-ZL8-800	ROD, CONTROL LEVER	1	1	1	1	1	-----	QHE4,SHE6
9	16576-891-000	HOLDER, CABLE	1	1	1	1	1	-----	QHE4,SHE6
10	16578-ZL8-800	SPACER, CONTROL LEVER	1	1	1	1	1	-----	QHE4,SHE6
11	16580-ZL8-840	BASE COMP., CONTROL	1	1	1	1	1	-----	QHE4,SHE6
12	16593-ZL8-800	SPRING, CONTROL LEVER RETURN	1	1	1	1	1	-----	QHE4,SHE6
13	16611-ZL8-000	ROD, CHOKE CONTROL	1	1	1	1	1	-----	QHE4,SHE6
14	16613-893-000	GROMMET, CHOKE ROD	1	1	1	1	1	-----	QHE4,SHE6
15	16617-ZE3-H00	HOLDER, WIRE	1	1	1	1	1	-----	QHE4,SHE6
16	19612-ZL8-000	PLATE, SIDE	1	1	1	1	1	-----	QHE4,SHE6
17	90013-883-000	BOLT, FLANGE, 6X12(CT200)	1	1	1	1	1	-----	QHE4,SHE6
18	90014-952-000	BOLT, FLANGE, 6X14(CT200)	2	2	2	2	2	-----	QHE4,SHE6
19	90015-ZE5-010	BOLT, GOVERNOR ARM	1	1	1	1	1	-----	QHE4,SHE6
20	90114-SA0-000	NUT, SELF-LOCK, 6MM	1	1	1	1	1	-----	QHE4,SHE6

2



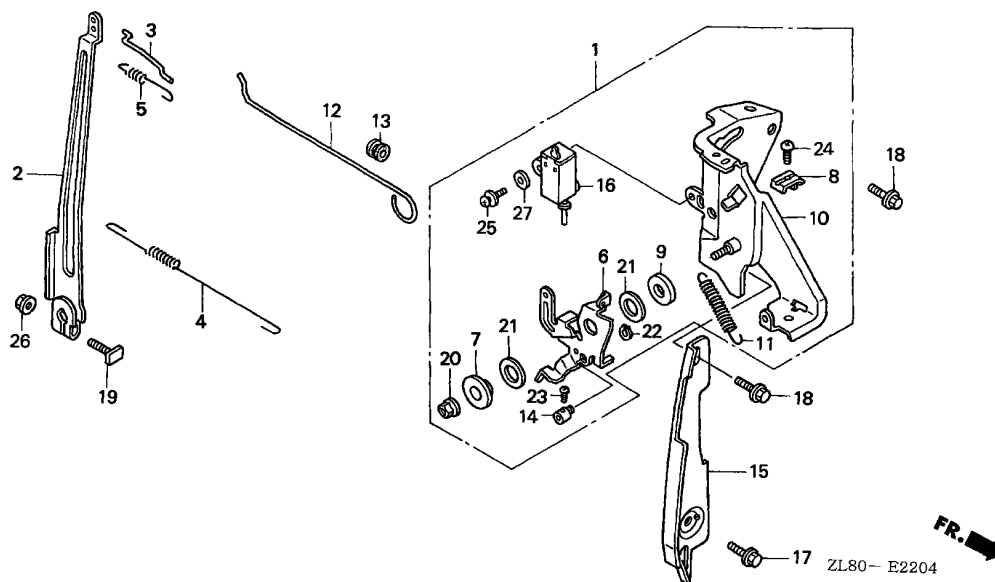
Ref. No.	Part No.	Description	Reqd. QTY					Serial No.	Parts catalogue code
			GC 135	GC 160	GC 160A	GC 135E	GC 160E		
21	90452-KG8-000	WASHER, 12.5MM	2	2	2	2	2	-----	QHE4,SHE6
22	90605-230-000	CIRCLIP, 5MM	1	1	1	1	1	-----	QHE4,SHE6
23	93500-04006-OH	SCREW, PAN, 4X6	1	1	1	1	1	-----	QHE4,SHE6
24	93500-05016-OA	SCREW, PAN, 5X16	1	1	1	1	1	-----	QHE4,SHE6
25	94050-06000	NUT, FLANGE, 6MM	1	1	1	1	1	-----	QHE4,SHE6



E-22-4

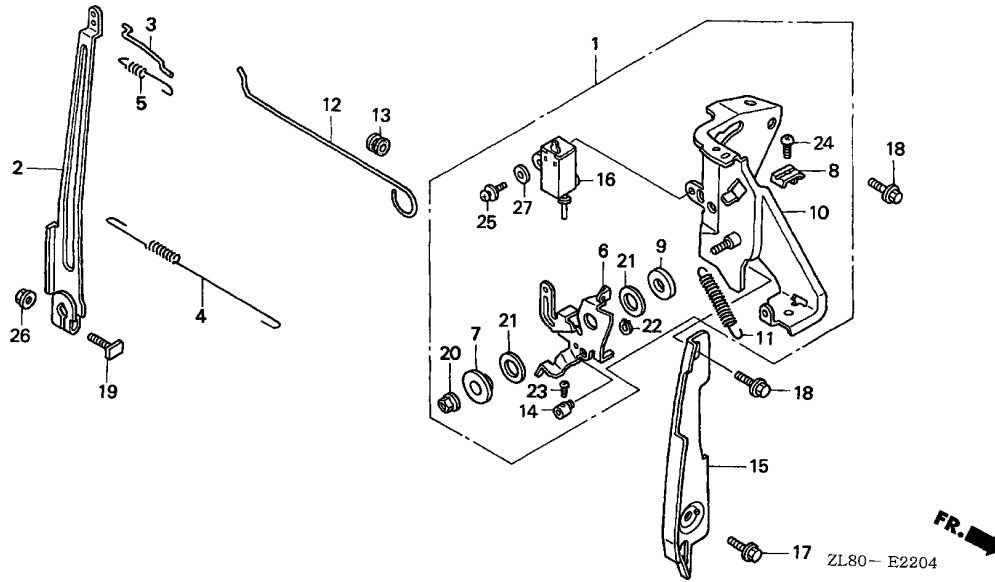
CONTROL(5)

F10



Service item	F.R.T.
SPRING, CONTROL LEVER RETURN	0.1
.SWITCH ASSY., ENGINE STOP	
ARM, GOVERNOR	0.2
.PLATE, SIDE	
.ROD, CHOKE CONTROL	
.ROD, GOVERNOR	
.SPRING, GOVERNOR	
.SPRING, THROTTLE RETURN	
CONTROL ASSY.	0.3
.LEVER, CONTROL	
BASE COMP., CONTROL	0.4

Ref. No.	Part No.	Description	Reqd. QTY					Serial No.	Parts catalogue code
			GC 135	GC 160	GC 160A	GC 135E	GC 160E		
1	16500-ZL8-810	CONTROL ASSY.	1	1	1	1	1	----- QHET,SHJ1,SHJ4	
2	16551-ZL9-000	ARM, GOVERNOR	1	-	1	-	1	----- SHJ1,SHJ4	
	16551-ZL8-000	-	1	1	-	1	----- QHET,SHJ1	
3	16555-ZL8-000	ROD, GOVERNOR	1	1	1	1	1	----- QHET,SHJ1,SHJ4	
4	16561-ZL8-000	SPRING, GOVERNOR	1	1	-	1	1	----- QHET,SHJ1,SHJ4	
	16561-Z0J-000	-	-	1	-	-	----- QHET	
5	16562-ZL8-000	SPRING, THROTTLE RETURN	1	-	-	-	-	1030440 SHJ1	
			-	1	-	-	-	1077280 SHJ1	
	16562-ZL8-800	1	1	1	1	1	----- QHET,SHJ4	
			1	-	-	-	-	1030441 SHJ1	
			-	1	-	-	-	1077281 SHJ1	
			-	-	1	-	-	----- SHJ1	
6	16571-ZL8-800	LEVER, CONTROL	1	1	1	1	1	----- QHET,SHJ1,SHJ4	
7	16575-ZL8-800	WASHER, CONTROL LEVER	1	1	1	1	1	----- QHET,SHJ1,SHJ4	
8	16576-891-000	HOLDER, CABLE	1	1	1	1	1	----- QHET,SHJ1,SHJ4	
9	16578-ZL8-800	SPACER, CONTROL LEVER	1	1	1	1	1	----- QHET,SHJ1,SHJ4	
10	16580-ZL8-000	BASE COMP., CONTROL	1	1	1	1	1	----- QHET,SHJ1,SHJ4	
11	16593-ZL8-800	SPRING, CONTROL LEVER RETURN	1	1	1	1	1	----- QHET,SHJ1,SHJ4	
12	16611-ZL8-000	ROD, CHOKE CONTROL	1	1	1	1	1	----- QHET,SHJ1,SHJ4	
13	16613-893-000	GROMMET, CHOKE ROD	1	1	1	1	1	----- QHET,SHJ1,SHJ4	
14	16617-ZE3-H00	HOLDER, WIRE	1	1	1	1	1	----- QHET,SHJ1,SHJ4	
15	19612-ZL8-000	PLATE, SIDE	1	1	1	1	1	----- QHET,SHJ1,SHJ4	
16	35120-ZL8-003	SWITCH ASSY., ENGINE STOP							
		(N.O)	1	1	1	1	1	----- QHET,SHJ1,SHJ4	
17	90013-883-000	BOLT, FLANGE, 6X12(CT200) ...	1	1	1	1	1	----- QHET,SHJ1,SHJ4	
18	90014-952-000	BOLT, FLANGE, 6X14(CT200) ...	2	2	2	2	2	----- QHET,SHJ1,SHJ4	



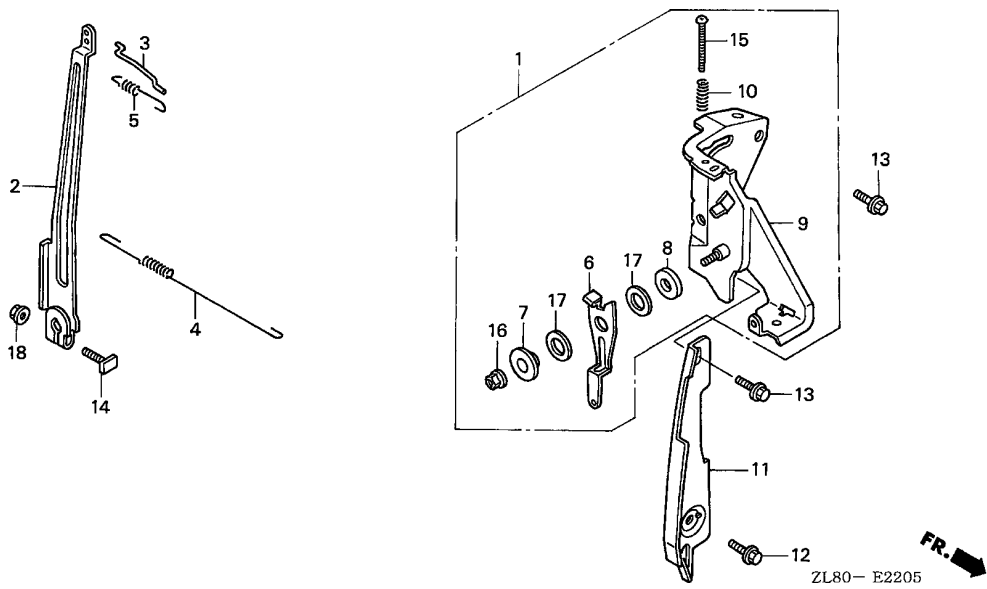
Ref. No.	Part No.	Description	Reqd. QTY					Serial No.	Parts catalogue code
			GC 135	GC 160	GC 160A	GC 135E	GC 160E		
19	90015-ZE5-010	BOLT, GOVERNOR ARM	1	1	1	1	1	-----	QHET,SHJ1,SHJ4
20	90114-SA0-000	NUT, SELF-LOCK, 6MM	1	1	1	1	1	-----	QHET,SHJ1,SHJ4
21	90452-KG8-000	WASHER, 12.5MM	2	2	2	2	2	-----	QHET,SHJ1,SHJ4
22	90605-230-000	CIRCLIP, 5MM	1	1	1	1	1	-----	QHET,SHJ1,SHJ4
23	93500-04006-OH	SCREW, PAN, 4X6	1	1	1	1	1	-----	QHET,SHJ1,SHJ4
24	93500-05016-0A	SCREW, PAN, 5X16	1	1	1	1	1	-----	QHET,SHJ1,SHJ4
25	93892-04012-00	SCREW-WASHER, 4X12	1	1	1	1	1	-----	QHET,SHJ1,SHJ4
26	94050-06000	NUT, FLANGE, 6MM	1	1	1	1	1	-----	QHET,SHJ1,SHJ4
27	94103-04000	WASHER, PLAIN, 4MM	1	1	1	1	1	-----	QHET,SHJ1,SHJ4



E-22-5

CONTROL(6)

F12



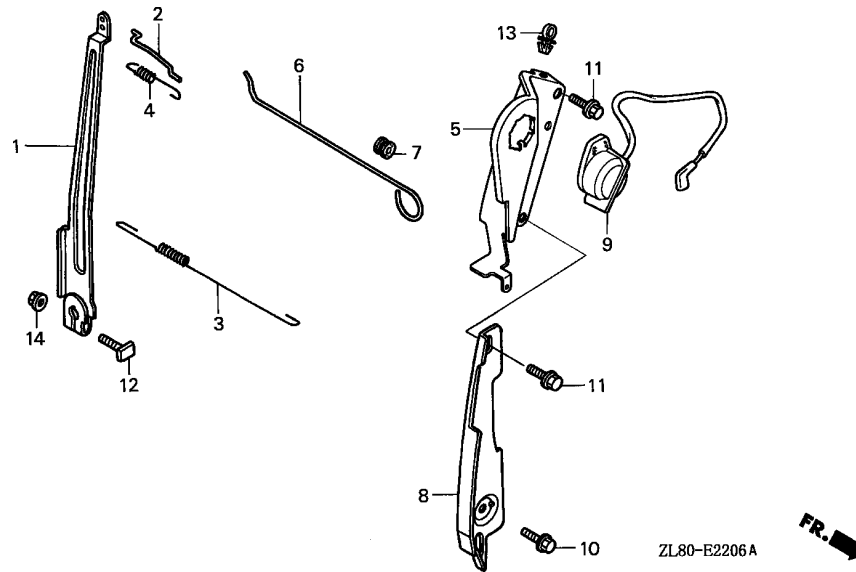
Service item	F.R.T.
ARM, GOVERNOR	0.2
.PLATE, SIDE	
.ROD, GOVERNOR	
.SPRING, GOVERNOR	
.SPRING, THROTTLE RETURN	
CONTROL ASSY.	0.3
.LEVER, CONTROL	
BASE COMP., CONTROL	0.4

Ref. No.	Part No.	Description	Reqd. QTY					Serial No.	Parts catalogue code
			GC 135	GC 160	GC 160A	GC 135E	GC 160E		
1	16500-ZL9-V40	CONTROL ASSY.	1	-	-	1	-	VXP4, VXP5	
2	16551-ZL9-000	ARM, GOVERNOR	1	-	-	1	-	VXP4, VXP5	
3	16555-ZL8-000	ROD, GOVERNOR	1	-	-	1	-	VXP4, VXP5	
4	16561-ZL8-810	SPRING, GOVERNOR	1	-	-	1	-	VXP4, VXP5	
5	16562-ZL8-800	SPRING, THROTTLE RETURN	1	-	-	1	-	VXP4, VXP5	
6	16571-ZL8-850	LEVER, CONTROL	1	-	-	1	-	VXP4, VXP5	
7	16575-ZL8-800	WASHER, CONTROL LEVER	1	-	-	1	-	VXP4, VXP5	
8	16578-ZL8-800	SPACER, CONTROL LEVER	1	-	-	1	-	VXP4, VXP5	
9	16580-ZL9-V40	BASE COMP., CONTROL	1	-	-	-	1213955	VXP4, VXP5	
	16580-ZL8-000	1	-	-	-	1213956	VXP4, VXP5	
		-	-	-	1	-	VXP5	
10	16584-883-300	SPRING, CONTROL ADJUSTING ...	1	-	-	1	-	VXP4, VXP5	
11	19612-ZL8-000	PLATE, SIDE	1	-	-	1	-	VXP4, VXP5	
12	90013-883-000	BOLT, FLANGE, 6X12(CT200) ...	1	-	-	1	-	VXP4, VXP5	
13	90014-952-000	BOLT, FLANGE, 6X14(CT200) ...	2	-	-	2	-	VXP4, VXP5	
14	90015-ZE5-010	BOLT, GOVERNOR ARM	1	-	-	1	-	VXP4, VXP5	
15	90031-ZL8-850	SCREW, ADJUST	1	-	-	1	-	VXP4, VXP5	
16	90114-SAO-000	NUT, SELF-LOCK, 6MM	1	-	-	1	-	VXP4, VXP5	
17	90452-KG8-000	WASHER, 12.5MM	2	-	-	2	-	VXP4, VXP5	
18	94050-06000	NUT, FLANGE, 6MM	1	-	-	1	-	VXP4, VXP5	

E-22-6

CONTROL(7)

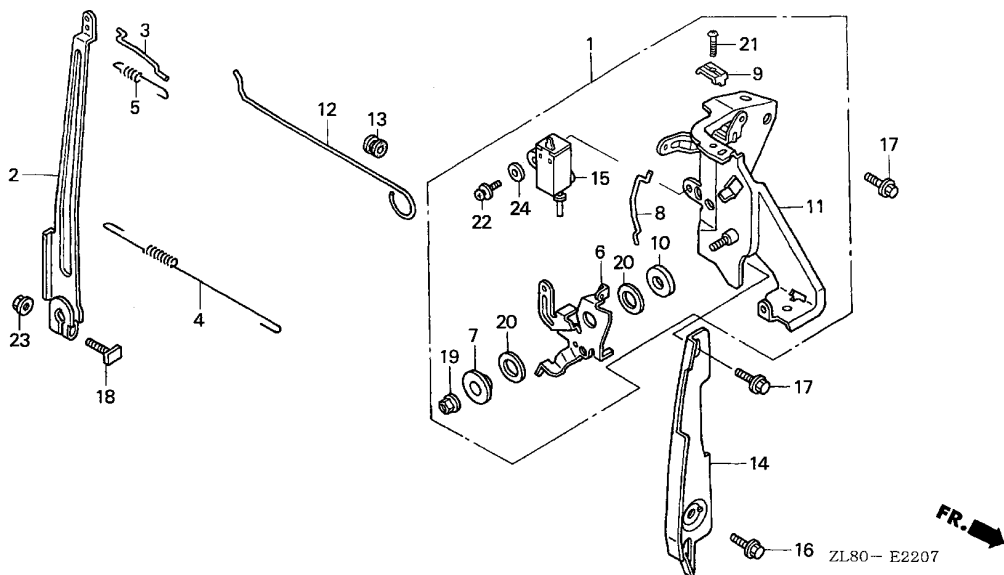
F13



Service item	F.R.T.
SWITCH ASSY., ENGINE STOP	0.1
ARM, GOVERNOR	0.2
.PLATE, SIDE	
.ROD, CHOKE CONTROL	
.ROD, GOVERNOR	
.SPRING, GOVERNOR	
.SPRING, THROTTLE RETURN	
BASE, CONTROL	0.4

Ref. No.	Part No.	Description	Reqd. QTY					Serial No.	Parts catalogue code
			GC 135	GC 160	GC 160A	GC 135E	GC 160E		
1	16551-ZL8-000	ARM, GOVERNOR	-	-	1	-	-	-----	DHAF,QHAF
2	16555-ZL8-000	ROD, GOVERNOR	-	-	1	-	-	-----	DHAF,QHAF
3	16561-Z0J-000	SPRING, GOVERNOR	-	-	1	-	-	-----	DHAF,QHAF
4	16562-ZL8-800	SPRING, THROTTLE RETURN	-	-	1	-	-	-----	DHAF,QHAF
5	16581-Z0J-800	BASE, CONTROL	-	-	1	-	-	-----	DHAF,QHAF
6	16611-ZL8-000	ROD, CHOKE CONTROL	-	-	1	-	-	-----	DHAF,QHAF
7	16613-893-000	GROMMET, CHOKE ROD	-	-	1	-	-	-----	DHAF,QHAF
8	19612-ZL8-000	PLATE, SIDE	-	-	1	-	-	-----	DHAF,QHAF
9	35120-Z0J-801	SWITCH ASSY., ENGINE STOP	-	-	1	-	-	-----	DHAF,QHAF
10	90013-883-000	BOLT, FLANGE, 6X12(CT200)	-	-	1	-	-	-----	DHAF,QHAF
11	90014-952-000	BOLT, FLANGE, 6X14(CT200)	-	-	2	-	-	-----	DHAF,QHAF
12	90015-ZE5-010	BOLT, GOVERNOR ARM	-	-	1	-	-	-----	DHAF,QHAF
13	90681-959-003	CLIP A, CABLE	-	-	1	-	-	-----	DHAF,QHAF
14	94050-06000	NUT, FLANGE, 6MM	-	-	1	-	-	-----	DHAF,QHAF

2

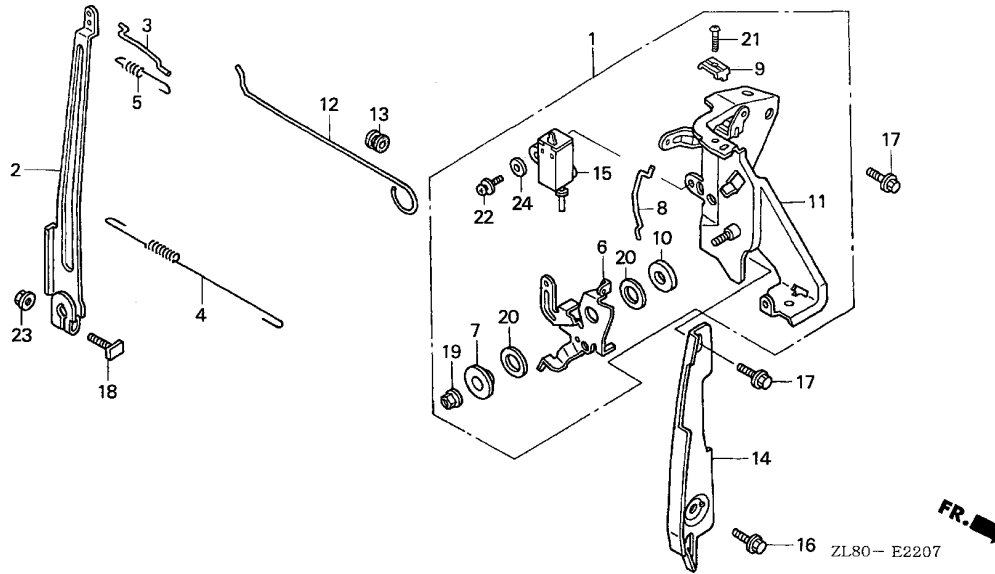


Service item	F.R.T.
SWITCH ASSY., ENGINE STOP	0.1
ARM, GOVERNOR	0.2
.PLATE, SIDE	
.ROD, CHOKE CONTROL	
.ROD, CONTROL LEVER	
.ROD, GOVERNOR	
.SPRING, GOVERNOR	
.SPRING, THROTTLE RETURN	
CONTROL ASSY.	0.3
.LEVER, CONTROL	
BASE COMP., CONTROL	0.4

Ref. No.	Part No.	Description	Reqd. QTY					Serial No.	Parts catalogue code
			GC 135	GC 160	GC 160A	GC 135E	GC 160E		
1	16500-ZL8-V30	CONTROL ASSY.	1	-	-	-	-	1260907 ----- QHEB	
			-	-	-	-	-	1308265 ----- QHP7	
			-	1	-	1	1	----- QHP7	
			-	1	-	-	-	1825718 ----- QHEB	
2	16551-ZL8-000	ARM, GOVERNOR	-	1	-	-	1	----- QHEB	
			-	1	-	-	-	1825718 ----- QHP7	
			-	-	-	-	1	----- QHEB	
	16551-ZL9-000	1	-	-	-	-	1260907 ----- QHEB	
			1	-	-	-	-	1308265 ----- QHP7	
3	16555-ZL8-000	ROD, GOVERNOR	1	-	-	-	-	----- QHEB, QHP7	
			1	-	-	-	-	1260907 ----- QHEB	
			-	1	-	-	1	1308265 ----- QHP7	
			-	1	-	1	1	----- QHP7	
			-	1	-	-	-	1825718 ----- QHEB	
			-	-	-	1	1	----- QHEB	
4	16561-ZL8-V30	SPRING, GOVERNOR	1	-	-	-	-	1260907 1266190 QHEB	
			-	1	-	-	-	1825718 1841970 QHEB	
	16561-ZL8-V31	1	-	-	-	-	1266191 ----- QHEB	
			-	1	-	-	1	----- QHP7	
			-	1	-	-	-	1841971 ----- QHEB	
			-	-	-	1	1	----- QHEB	
	16561-ZL9-V20	1	-	-	-	-	1308265 ----- QHP7	
			-	-	-	1	-	----- QHP7	
5	16562-ZL8-800	SPRING, THROTTLE RETURN	1	-	-	-	-	1260907 ----- QHEB	
			1	-	-	-	-	1308265 ----- QHP7	
			-	1	-	1	1	----- QHP7	
			-	1	-	-	-	1825718 ----- QHEB	
			-	-	-	1	1	----- QHEB	

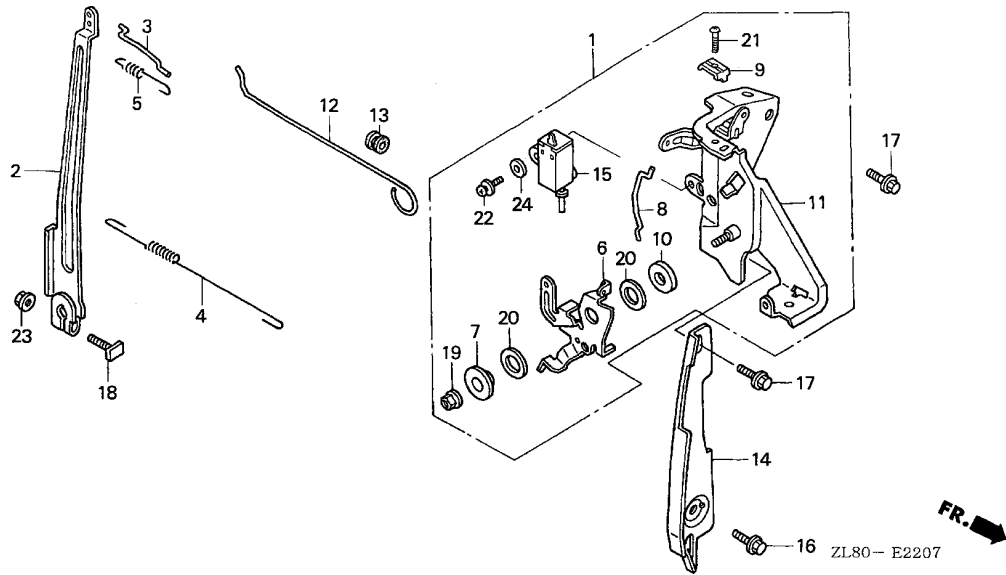
Ref. No.	Part No.	Description	Reqd. QTY					Serial No.	Parts catalogue code
			GC 135	GC 160	GC 160A	GC 135E	GC 160E		
6	16571-ZL8-800	LEVER, CONTROL	1	-	-	-	-	1260907	----- QHEB
			1	-	-	-	-	1308265	----- QHP7
			-	1	-	1	1	-----	----- QHP7
			-	1	-	-	-	1825718	----- QHEB
7	16575-ZL8-800	WASHER, CONTROL LEVER	-	-	-	1	1	-----	----- QHEB
			1	-	-	-	-	1260907	----- QHEB
			1	-	-	-	-	1308265	----- QHP7
			-	1	-	1	1	-----	----- QHP7
8	16576-ZL8-V30	ROD, CONTROL LEVER	-	-	-	1	1	-----	----- QHEB
			1	-	-	-	-	1260907	----- QHEB
			1	-	-	-	-	1308265	----- QHP7
			-	1	-	1	1	-----	----- QHP7
9	16576-891-000	HOLDER, CABLE	-	-	-	1	1	-----	----- QHEB
			1	-	-	-	-	1260907	----- QHEB
			1	-	-	-	-	1308265	----- QHP7
			-	1	-	1	1	-----	----- QHP7
10	16578-ZL8-800	SPACER, CONTROL LEVER	-	-	-	1	1	-----	----- QHEB
			1	-	-	-	-	1260907	----- QHEB
			1	-	-	-	-	1308265	----- QHP7
			-	1	-	1	1	-----	----- QHP7
11	16580-ZL8-V30	BASE COMP., CONTROL	-	-	-	1	1	-----	----- QHEB
			1	-	-	-	-	1260907	----- QHEB
			1	-	-	-	-	1308265	----- QHP7
			-	1	-	1	1	-----	----- QHP7
12	16611-ZL8-000	ROD, CHOKE CONTROL	-	-	-	1	1	-----	----- QHEB
			1	-	-	-	-	1260907	----- QHEB
			1	-	-	-	-	1308265	----- QHP7
			-	1	-	1	1	-----	----- QHP7
13	16613-893-000	GROMMET, CHOKE ROD	-	-	-	1	1	-----	----- QHEB
			1	-	-	-	-	1260907	----- QHEB
			1	-	-	-	-	1308265	----- QHP7
			-	1	-	-	-	1825718	----- QHEB
14	19612-ZL8-000	PLATE, SIDE	-	-	-	1	1	-----	----- QHEB
			1	-	-	-	-	1260907	----- QHEB
			1	-	-	-	-	1308265	----- QHP7
			-	1	-	1	1	-----	----- QHP7
15	35120-ZL8-003	SWITCH ASSY., ENGINE STOP (N.O)	-	-	-	1	1	-----	----- QHEB
			1	-	-	-	-	1260907	----- QHEB
			1	-	-	-	-	1308265	----- QHP7
			-	1	-	1	1	-----	----- QHP7
16	90013-883-000	BOLT, FLANGE, 6X12(CT200) ...	-	-	-	1	1	-----	----- QHEB
			1	-	-	-	-	1260907	----- QHEB
			1	-	-	-	-	1308265	----- QHP7
			-	1	-	1	1	-----	----- QHP7





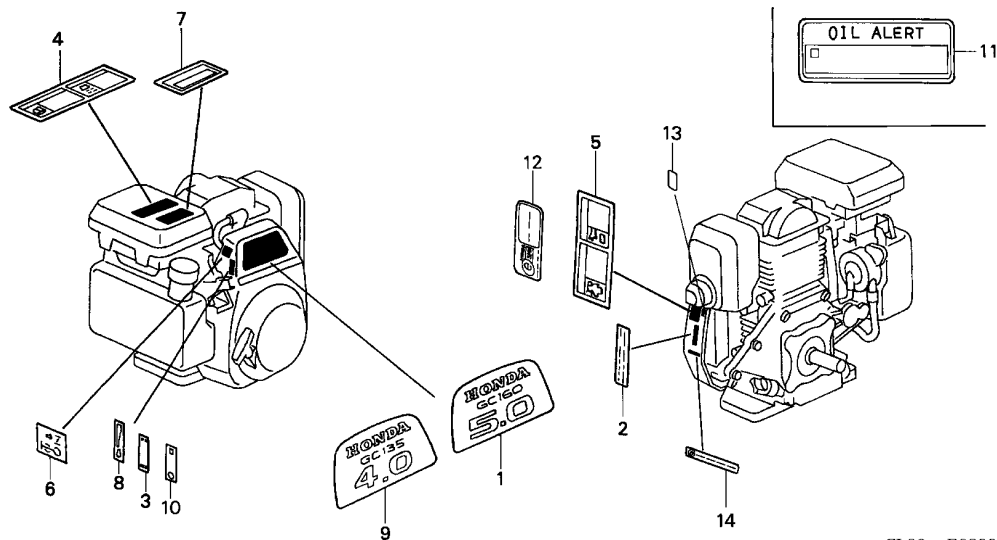
2

Ref. No.	Part No.	Description	Reqd. QTY					Serial No.	Parts catalogue code	
			GC 135	GC 160	GC 160A	GC 135E	GC 160E			
17	90014-952-000	BOLT, FLANGE, 6X14(CT200) ...	2	-	-	-	-	1260907	-----	QHEB
			2	-	-	-	-	1308265	-----	QHP7
			-	2	-	2	2	-----	-----	QHP7
			-	2	-	-	-	1825718	-----	QHEB
			-	-	-	-	-	-----	-----	QHEB
18	90015-ZE5-010	BOLT, GOVERNOR ARM	1	-	-	-	2	1260907	-----	QHEB
			1	-	-	-	-	1308265	-----	QHP7
			-	1	-	-	1	-----	-----	QHP7
			-	1	-	-	-	1825718	-----	QHEB
			-	-	-	-	-	-----	-----	QHEB
19	90114-SA0-000	NUT, SELF-LOCK, 6MM	1	-	-	-	1	1260907	-----	QHEB
			1	-	-	-	-	1308265	-----	QHP7
			-	1	-	1	1	-----	-----	QHP7
			-	1	-	-	-	1825718	-----	QHEB
			-	-	-	-	-	-----	-----	QHEB
20	90452-KG8-000	WASHER, 12.5MM	2	-	-	-	-	1260907	-----	QHEB
			2	-	-	-	-	1308265	-----	QHP7
			-	2	-	2	2	-----	-----	QHP7
			-	2	-	-	-	1825718	-----	QHEB
			-	-	-	2	2	-----	-----	QHEB
21	93500-05016-0A	SCREW, PAN, 5X16	1	-	-	-	-	1260907	-----	QHEB
			1	-	-	-	-	1308265	-----	QHP7
			-	1	-	1	1	-----	-----	QHP7
			-	1	-	-	-	1825718	-----	QHEB
			-	-	-	1	1	-----	-----	QHEB



Ref. No.	Part No.	Description	Reqd. QTY					Serial No.	Parts catalogue code
			GC 135	GC 160	GC 160A	GC 135E	GC 160E		
22	93892-04012-00	SCREW-WASHER, 4X12	1	-	-	-	-	1260907	----- QHEB
			1	-	-	-	-	1308265	----- QHP7
			-	1	-	1	1	-----	----- QHP7
			-	1	-	-	-	1825718	----- QHEB
23	94050-06000	NUT, FLANGE, 6MM	-	-	-	1	1	-----	----- QHEB
			1	-	-	-	-	1260907	----- QHEB
			1	-	-	-	-	1308265	----- QHP7
			-	1	-	1	1	-----	----- QHP7
24	94103-04000	WASHER, PLAIN, 4MM	-	-	-	1	1	-----	----- QHEB
			1	-	-	-	-	1260907	----- QHEB
			1	-	-	-	-	1308265	----- QHP7
			-	1	-	1	1	-----	----- QHP7
			-	1	-	-	1825718	----- QHEB	
			-	-	1	1	-----	----- QHEB	





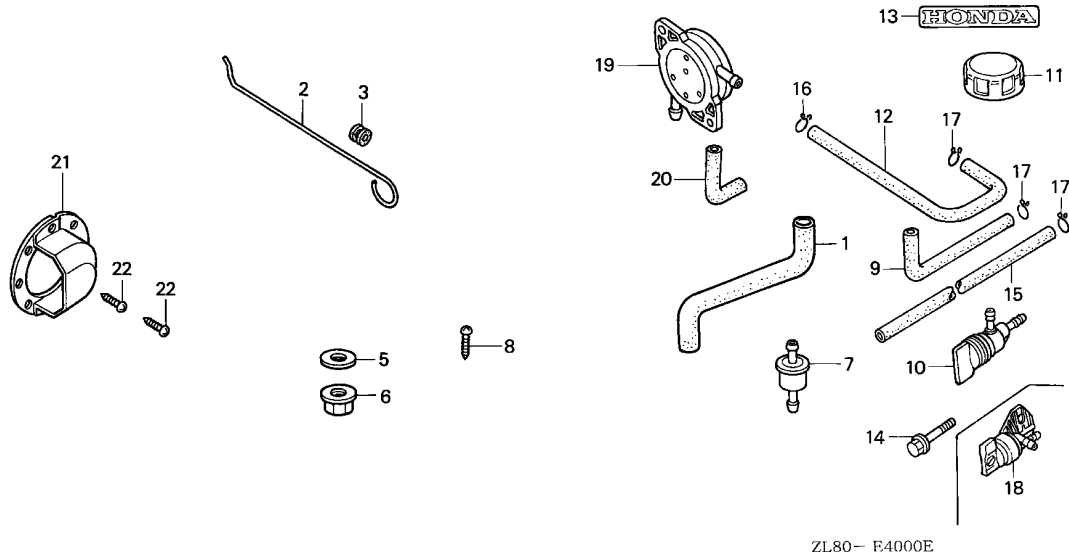
ZL80 - E2800C

Service item F.R.T.
NOT INFORMATION

Ref. No.	Part No.	Description	Reqd. QTY					Serial No.	Parts catalogue code
			GC 135	GC 160	GC 160A	GC 135E	GC 160E		
1	87101-ZL8-000	EMBLEM (GC160 5.0)	-	1	1	-	-	-----	DHAF,MHA2,PHC,PHD,PHU,PXA,PXC,PXD,QHAF,QHC1,QUH1,SHE3,SHE4,SHE5,SHJ1,VHC,VHU,WXJ
			-	1	-	-	-	1805238	PHA,PXU,QBC,QFC,QHA,QHAJ,QHA1,QHA2,QHC,QHE,QHEP,QHET,QHE1,QHE2,QHE3,QHE4,QHE5,QHM,QUH,SHE,SHE1,SHE6,SHJ,VHA,VHE,VHJ,VX,VXA,VXC,VXE,VXJ,VXU,WHE,WHJ,WKT2,WME1,WME2,WXE
			-	-	1	-	-	-----	PHA,PXU,QBC,QFC,QHA,QHAJ,QHA1,QHA2,QHC,QHE,QHEP,QHET,QHE1,QHE2,QHE4,QHE5,QUH,SHE,SHE1,SHE6,VHA,VXA,VXE,VXU
	87101-ZL8-010	-	1	1	-	1	-----	MEA2,QDE,QHP7
			-	1	-	-	-	1805239	PHA,PXU,QBC,QFC,QHA,QHAJ,QHA1,QHA2,QHC,QHE,QHEP,QHET,QHE1,QHE2,QHE3,QHE4,QHE5,QHM,QUH,SHE,SHE1,SHE6,SHJ,VHA,VHE,VHJ,VX,VXA,VXC,VXE,VXJ,VXU,WHE,WHJ,WKT2,WME1,WME2,WXE
			-	-	-	-	1	-----	QHA,QHE,QHEP,QHET,QHE1,QHE2,QHE4,QHE5,SHE,SHE1,SHE6,SHJ,VXA,VXE,WHJ,WKT2
2	87152-ZL9-810	LABEL, SPECIFICATION	1	-	-	-	-	1222180	SHJ,SHJ1,SHJ4,VHJ,VXJ,WHJ,WME1,WXJ
	87152-ZL8-810	-	1	-	-	-	1775661	SHJ,SHJ1,VHJ,VXJ,WHJ,WME1,WXJ
	87152-ZL9-811	1	-	-	1	-	-----	QFJ
			1	-	-	-	-	1222181	SHJ,SHJ1,SHJ4,VHJ,VXJ,WHJ,WME1,WXJ
			-	-	-	1	-	-----	SHJ,SHJ1,SHJ4,WHJ
	87152-ZL8-811	-	1	-	-	-	1775662	SHJ,SHJ1,VHJ,VXJ,WHJ,WME1,WXJ
			-	-	-	-	1	-----	SHJ,WHJ
3	87501-ZL8-000	MARK, ENGINE SWITCH INDICATION	1	1	1	1	1	-----	VHA,VHC,VHJ,VHU,VX,VXA,VXC,VXD,VXJ,VXU
4	87520-ZL8-810	MARK A, COMBINATION (J)	1	1	-	1	1	-----	QFJ,SHJ,SHJ1,SHJ4,VHJ,VXJ,WHJ,WME1,WXJ
5	87526-ZL8-810	MARK B, COMBINATION (J)	1	1	-	1	1	-----	QFJ,SHJ,SHJ1,SHJ4,VHJ,VXJ,WHJ,WME1,WXJ

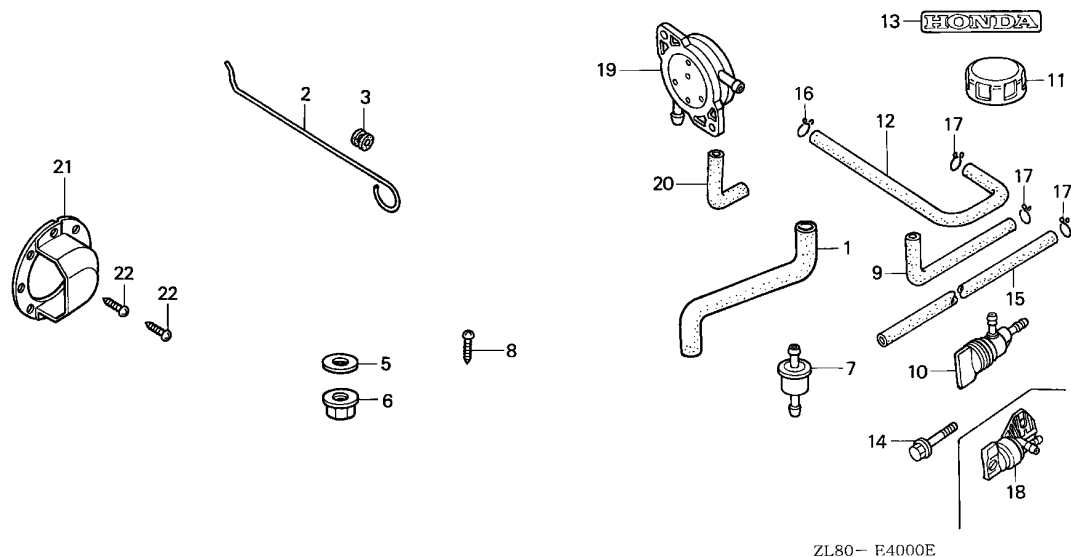
Ref. No.	Part No.	Description	Reqd. QTY					Serial No.	Parts catalogue code
			GC 135	GC 160	GC 160A	GC 135E	GC 160E		
6	87528-ZL8-000	MARK, CHOKE	1	-	-	1	-	-----	PHA,PHC,PHD,PHU,PXA,PXC,PXD,PXU,QFC,QFJ,QHA,QHA1,QHA2,QHC,QHC1,QHE,QHEB,QHEP,QHE1,QHE2,QHE3,QHE4,QHE5,QHP7,QHU,QHU1,SHE,SHE1,SHE2,SHE3,SHE4,SHE5,SHE6,SHJ,SHJ1,SHJ4,VHA,VHC,VHE,VHJ,VHU,VXA,VXC,VXD,VXE,VXJ,VXU,WHE,WHJ,WKT2,WME1,WME2,WXE,WXJ
			1	-	-	-	-	-----	1213955 VXP5
7	87530-ZL8-810	MARK, OIL ALERT	1	1	-	-	-	-----	VXJ,WXJ
	87530-ZL8-820	MARK, OIL ALERT (FRENCH)	1	1	-	-	-	-----	PXC,VXC
	87530-ZL8-850	MARK, OIL ALERT (ENGLISH) ...	1	1	1	1	1	-----	PXC,PXD,PXU,VX,VXA,VXC,VXD,VXU,WKT2
			1	1	1	-	1	-----	PXA,VXP5,WME2
8	87532-ZL8-800	MARK, THROTTLE INDICATION ...	1	1	1	1	1	-----	MEA2,MHA2,PHA,PHC,PHD,PHU,PXA,PXC,PXD,PXU,QBC,QFC,QFJ,QHA,QHA2,QHC,QHE,QHE2,QHU,SHE,SHE2,SHE3,SHE5,SHJ,WHE,WHJ,WKT2,WME1,WME2,WXE,WXJ
9	87101-ZL9-000	EMBLEM (GC135 4.0)	1	-	-	-	-	-----	PHC,PHD,PHU,PXA,PXD,PXU,QHA2,QHE4,QHU1,SHE2,SHE3,SHE4,SHE5,VHA,VHU,VXD,VXJ
			1	-	-	-	-	-----	1213955 VXP5
			1	-	-	-	-	-----	1245479 PHA,PXC,QFC,QFJ,QHA,QHA1,QHC,QHC1,QHE,QHEP,QHE1,QHE2,QHE3,QHE5,QHU,SHE,SHE1,SHE6,SHJ,SHJ1,SHJ4,VHC,VHE,VHJ,VXA,VXC,VXE,VXP4,VXU,WHE,WHJ,WKT2,WME1,WME2,WXE,WXJ
	87101-ZL9-010	1	-	-	1	-	-----	QHP7
			1	-	-	-	-	-----	1245480 PHA,PXC,QFC,QFJ,QHA,QHA1,QHC,QHC1,QHE,QHEP,QHE1,QHE2,QHE3,QHE5,QHU,SHE,SHE1,SHE6,SHJ,SHJ1,SHJ4,VHC,VHE,VHJ,VXA,VXC,VXE,VXP4,VXU,WHE,WHJ,WKT2,WME1,WME2,WXE,WXJ
			-	-	-	1	-	-----	QFJ,QHE,QHEP,QHE1,QHE2,QHE5,QHU,SHE,SHE1,SHE6,SHJ,SHJ1,SHJ4,VXE,VXU,WHJ,WKT2
10	87501-ZL8-800	MARK, ENGINE SWITCH INDICATION (EN)	1	1	1	1	1	-----	VHE,VXE
11	87530-ZL8-850	MARK, OIL ALERT (ENGLISH) ...	1	-	-	1	-	-----	VXP4,VXP5
			-	-	1	-	-	-----	PXU,VXU
12	87135-ZE2-010	LABEL, E-SPEC (EPA STANDARD)	1	-	-	-	-	-----	PXU,SHE2,VXJ
			1	-	-	-	-	-----	1268052 QFJ,QHE,QHEB,QHEP,QHE1,QHE2,QHE3,QHE5,QHP7,QHU,SHE,SHE1,SHE6,SHJ,SHJ1,SHJ4,VHE,VHJ,VXE,VXP4,VXU,WHE,WHJ,WME1,WXE,WXJ
			-	1	-	-	-	-----	SHJ1,WXJ
			-	1	-	-	-	-----	1842427 PXU,QHE,QHEB,QHEP,QHET,QHE1,QHE2,QHE3,QHE4,QHE5,QHM,QHU,SHE,SHE1,SHE6,SHJ,VHE,VHJ,VX,VXE,VXJ,VXU,WHE,WHJ,WME1,WXE
	87135-ZE2-020	LABEL, E-SPEC (15.5X27.5) ...	1	-	-	-	-	-----	1268053 QFJ,QHE,QHEB,QHEP,QHE1,QHE2,QHE3,QHE5,QHP7,QHU,SHE,SHE1,SHE6,SHJ,SHJ1,SHJ4,VHE,VHJ,VXE,VXP4,VXU,WHE,WHJ,WME1,WXE,WXJ
			-	1	-	1	1	-----	QHP7
			-	1	-	-	-	-----	1842428 PXU,QHE,QHEB,QHEP,QHET,QHE1,QHE2,QHE3,QHE4,QHE5,QHM,QHU,SHE,SHE1,SHE6,SHJ,VHE,VHJ,VX,VXE,VXJ,VXU,WHE,WHJ,WME1,WXE
			-	-	1	1	1	-----	PXU,QFJ,QHE,QHEB,QHEP,QHET,QHE1,QHE2,QHE4,QHE5,QHU,SHE,SHE1,SHE6,SHJ,SHJ1,SHJ4,VXE,VXU,WHJ
13	87601-Z0J-E40	MARK, TYPE (MEA2)	-	-	1	-	-	-----	MEA2
14	87637-ZM3-800	MARK (C-TICK)	-	-	-	1	-	-----	QHU,VXU





Service item F.R.T.
NOT INFORMATION

Ref. No.	Part No.	Description	Reqd. QTY					Serial No.	Parts catalogue code
			GC 135	GC 160	GC 160A	GC 135E	GC 160E		
1	15721-ZL9-V40	TUBE, BREATHER	1	-	-	-	-	VXP4	
2	16611-ZL8-000	ROD, CHOKE CONTROL	1	-	1	-	-	----- QFC,QHET,VXP4	
			1	-	-	-	-	1213955 ----- VXP5	
3	16613-893-000	GROMMET, CHOKE ROD	1	-	1	1	-	----- PXU,QHC,QHE,QHEB,QHEP,QHE1,QHE2,QHE4,QHE5,QHU,SHE,SHE1	
			-	-	1	-	-	----- SHE6,VXE,VXU	
5	90473-896-000	WASHER, 6MM	1	-	1	-	-	----- QFC,QHET,VXP4	
			-	-	1	-	-	----- PXU,QHC,QHE,QHEB,QHEP,QHE1,QHE2,QHE4,QHE5,QHU,SHE,SHE1	
6	94050-06000	NUT, FLANGE, 6MM	1	-	-	-	-	----- VXP4,VXP5	
			2	-	2	-	-	----- QFC,QHET	
			-	-	2	-	----- PXU,QHC,QHE,QHEB,QHEP,QHE1,QHE2,QHE4,QHE5,QHU,SHE,SHE1		
							----- SHE6,VXE,VXU		
7	16910-GB2-005	STRAINER COMP., FUEL	1	-	-	-	-	1213955 ----- VXP5	
8	93500-04008-OH	SCREW, PAN, 4X8	1	-	-	1	-	----- SHJ4	
9	16854-ZH8-000	RUBBER, SUPPORTER (107MM) ...	1	-	-	-	1213956	----- VXP5	
			-	-	-	1	-	----- VXP5	
10	16950-ZG9-M03	COCK ASSY., FUEL	1	-	-	-	1213956 1285514	----- VXP5	
11	17620-ZL8-013	CAP ASSY., FUEL TANK	1	-	-	-	-	1213956	----- VXP5
			-	-	-	1	-	----- VXP5	
12	17702-ZL8-000	TUBE, FUEL	1	-	-	-	-	1213956	----- VXP5
			-	-	-	1	-	----- VXP5	
13	87531-VF9-780 87531-VF9-781	MARK, HONDA	1	-	-	-	-	1213956 1285514	----- VXP5
			1	-	-	-	-	1285515	----- VXP5
			-	-	-	1	-	----- VXP5	



Ref. No.	Part No.	Description	Reqd. QTY					Serial No.	Parts catalogue code
			GC 135	GC 160	GC 160A	GC 135E	GC 160E		
14	90013-883-000	BOLT, FLANGE, 6X12(CT200) ...	2	-	-	-	1213956	----- VXP5	
			-	-	-	2	-----	----- VXP5	
15	95001-45140-40	TUBE, FUEL, 4.5X140 (95001-45001-60M)	1	-	-	-	1213956	----- VXP5	
			-	-	-	1	-----	----- VXP5	
16	95002-02080	CLIP, TUBE (B8)	1	-	-	-	1213956	----- VXP5	
			-	-	-	1	-----	----- VXP5	
17	95002-50000	CLIP, TUBE (C9)	3	-	-	-	1213956	----- VXP5	
			-	-	-	3	-----	----- VXP5	
18	16950-ZM0-003	COCK ASSY., FUEL	1	-	-	-	1285515	----- VXP5	
			-	-	-	1	-----	----- VXP5	
19	16700-ZL8-013	PUMP ASSY., FUEL	-	-	-	1	-----	----- VXP5	
20	16882-ZL9-000	TUBE, DIAPHRAGM	-	-	-	1	-----	----- VXP5	
21	18348-ZL8-000	CAP, MUFFLER	1	-	-	1	-----	----- SHJ4	
22	90055-ZE1-000	SCREW, TAPPING, 4X6	2	-	-	2	-----	----- SHJ4	



PART NO. INDEX

H 3

Part Number	Address	Page	Ref.	Part Number	Address	Page	Ref.	Part Number	Address	Page	Ref.	Part Number	Address	Page	Ref.
99000															
99101-124-0550	D15	47	19												
99101-124-0580	D15	47	19												
99101-124-0600	D15	47	19												
99101-124-0620	D15	47	19												
99101-124-0650	D15	47	19												

3

PART NAME INDEX

Part name	Address	Page	Ref.	Part name	Address	Page	Ref.	Part name	Address	Page	Ref.
[A]											
ALERT UNIT, OIL	E13	61	4	BOLT, FLANGE, 6X79	E4	52	6	CORD, STOP SWITCH.....	E11	59	5
ARM, EX. VALVE ROCKER	D9	41	5	BOLT, FLANGE, 6X86	E3	51	7		E12	60	9
ARM, GOVERNOR	E16	64	2	BOLT, FUEL TANK STUD	E9	57	16		E13	61	3
	F2	66	2	BOLT, GOVERNOR ARM	F1	65	17	CORD, TERMINAL EARTH.....	E15	63	2
	F6	70	2		F4	68	17	COVER ASSY., CRANKCASE	D3	35	1
	F8	72	2		F6	70	19	COVER COMP., BREATHER.....	D2	34	4
	F10	74	2		F8	72	19	COVER, AIR CLEANER	E1	49	5
	F12	76	2		F11	75	19		E2	50	5
	F13	77	1		F12	76	14		E3	51	6
	F14	78	2	BOLT, SPECIAL, 6MM	E15	63	3	COVER, FAN	D13	45	1
ARM, IN. VALVE ROCKER	D9	41	4	BOLT, STUD	D13	45	2	COVER, HEAD	D2	34	3
ARRESTER COMP., SPARK	E5	53	10	BOLT, STUD, 6X82	E2	50	6	CRANKSHAFT COMP.....	D7	39	1
[B]				[C]							
BARREL ASSY., CYLINDER	D1	33	1	CAP ASSY., FUEL TANK	E7	55	10				
BASE COMP., CONTROL	F1	65	10		E8	56	10				
	F3	67	10		G4	84	11				
	F6	70	10	CAP, MUFFLER	E4	52	3				
	F8	72	11		G5	85	21	CUSHION, RR. FENDER.....	E9	57	15
	F10	74	10	CAP, SEALING	D6	38	23				
	F12	76	9		D15	47	21				
	F15	79	11	CARBURETOR ASSY.	D14	46	8				
BASE, CONTROL	F13	77	5		D15	47	8				
BEARING, RADIAL BALL, 62/28 ..	D5	37	14	CASE ASSY., AIR CLEANER	E2	50	3	[D]			
BELT, TIMING	D9	41	3		E3	51	4	DEFLECTOR COMP., MUFFLER.....	E4	52	4
BOLT-WASHER, 6X25	E9	57	19	CASE COMP., AIR CLEANER	D16	48	3	DOWEL PIN, 8X20	D6	38	19
BOLT, CONNECTING ROD	D8	40	5	CHAMBER SET, FLOAT	D14	46	3	[E]			
BOLT, DRAIN PLUG, 12X15	D5	37	11	CIRCLIP, 5MM	F9	73	22	ELEMENT, AIR CLEANER.....	D16	48	2
BOLT, FLANGE, 6X112	E1	49	6		F11	75	22		E2	50	2
BOLT, FLANGE, 6X12	D2	34	5	CLAMPER, CORD	E13	61	2		E3	51	3
	E4	52	7	CLAMPER, STOP SWITCH CORD	E13	61	1	EMBLEM	G2	82	1
	E13	61	7	CLIP A, CABLE	F13	77	13		G3	83	9
	F1	65	15	CLIP D, SPEEDOMETER CABLE	E12	60	10	EXTENSION, OIL FILLER.....	D6	38	20
	F4	68	15	CLIP, BRAKE PIPE	E12	60	6	[F]			
	F6	70	17	CLIP, GOVERNOR HOLDER	D5	37	13	FLOAT SET	D14	46	2
	F8	72	17	CLIP, PISTON PIN, 13MM	D8	40	6	FLYWHEEL ASSY.	E11	59	3
	F10	74	17	CLIP, TUBE	D15	47	17	FLYWHEEL COMP.	E11	59	4
	F12	76	12		E9	57	23		E12	60	12
	F13	77	10		E10	58	24	[G]			
	F15	79	16					GASKET, MUFFLER	E5	53	9
	G5	85	14		G5	85	16	GAUGE ASSY., OIL LEVEL.....	D4	36	3
BOLT, FLANGE, 6X14	D2	34	6	COCK ASSY., FUEL	G4	84	10		D5	37	3
	D6	38	21		G5	85	18	GOVERNOR ASSY.	D5	37	4
	E13	61	8	COIL ASSY., IGNITION	E11	59	2	GRIP, STARTER	D12	44	2
	F1	65	16	COLLAR, 14X6.1	E9	57	18	GROMMET, CHOKE ROD	F1	65	12
	F4	68	16	COLLAR, 6.6X13.8X14.5	E14	62	11		F3	67	12
	F6	70	18	COLLAR, FR. COVER SETTING	E7	55	8		F6	70	13
	F8	72	18	CONTROL ASSY.	E16	64	1		F8	72	14
	F10	74	18		F2	66	1		F10	74	13
	F12	76	13		F6	70	1		F8	72	14
	F13	77	11		F8	72	1		F10	74	13
	F16	80	17		F10	74	1		F13	77	7
BOLT, FLANGE, 6X20	E12	60	7		F12	76	1		F15	79	13
BOLT, FLANGE, 6X25	D5	37	10		F14	78	1		G4	84	3
BOLT, FLANGE, 6X28	E13	61	9								
BOLT, FLANGE, 6X35	E3	51	8								

PART NAME INDEX

Part name	Address	Page	Ref.	Part name	Address	Page	Ref.	Part name	Address	Page	Ref.
GUIDE COMP., AIR	D15	47	15	[N]				PUMP ASSY., FUEL.....	E6	54	1
[H]				NOZZLE, MAIN	D15	47	10				
HOLDER, CABLE	F3	67	8	NUT, FLANGE, 6MM	D13	45	3	[R]			
	F8	72	9		E2	50	7	RETAINER, IN. VALVE SPRING.....	D9	41	10
	F10	74	8		E9	57	21	RETAINER, VALVE SPRING.....	D9	41	10
	F15	79	9		F1	65	20	RING SET, PISTON.....	D8	40	1
HOLDER, STOP SWITCH CORD	E12	60	6		F5	69	22	ROD ASSY., CONNECTING.....	D8	40	4
	E14	62	12		F7	71	24	ROD, CHOKE CONTROL.....	F1	65	11
HOLDER, WIRE	F8	72	15		F9	73	25		F3	67	11
	F10	74	14		F11	75	26		F6	70	12
[I]					F12	76	18		F8	72	13
INSULATOR, CARBURETOR	D15	47	11	NUT, SELF-LOCK, 6MM	F13	77	14		F10	74	12
			20		G1	81	23		F13	77	6
					G4	84	6		F15	79	12
[J]					F1	65	18	ROD, CONTROL LEVER.....	G4	84	2
JET, MAIN,	D15	47	19		F4	68	18		F8	72	8
JOINT, FUEL TUBE	E7	55	7		F7	71	21	ROD, GOVERNOR.....	F15	79	8
[K]					F8	72	20		E16	64	3
KEY, 4.78X4.78X38	D7	39	11	NUT, SPECIAL, 14MM	F11	75	20		F2	66	3
KEY, SPECIAL WOODRUFF, 25X18 ..	E11	59	1	NUT, TAPPET ADJUSTING.....	F12	76	16		F6	70	3
[L]					F16	80	19		F8	72	3
LABEL, E-SPEC	G3	83	12		E12	60	8		F10	74	3
LABEL, SPECIFICATION	G2	82	2	[O]	D10	42	12		F12	76	3
LEVER, CONTROL	F1	65	6	OIL SEAL, 25.4X62X6	D2	34	7	ROPE, RECOIL STARTER.....	F13	77	2
	F3	67	6	OIL SEAL, 28X41.25X6	D5	37	15	RUBBER B, TANK MOUNTING.....	F14	78	3
	F6	70	6	O-RING, 11.8X2.4	E14	62	10	RUBBER, SUPPORTER.....	D12	44	3
	F8	72	6	O-RING, 22.5X2.2	D6	38	22		E7	55	6
	F10	74	6	O-RING, 6.8X1.9	D10	42	13		E6	54	2
	F12	76	6	[P]					G4	84	9
	F15	79	6	PACKING SET	D14	46	1	[S]			
LEVER, STOP	F6	70	14	PACKING, AIR CLEANER	E1	49	4	SCREW-WASHER, 4X12	F1	65	19
[M]					E2	50	4		F5	69	21
MARK	G3	83	14	PACKING, CARBURETOR	E3	51	5		F7	71	23
MARK A, COMBINATION	G2	82	4		D15	47	13	SCREW-WASHER, 5X14	G1	81	22
MARK B, COMBINATION	G2	82	5	PACKING, INSULATOR	D15	47	12	SCREW-WASHER, 5X8.....	E9	57	20
MARK, CHOKE	G3	83	6	PACKING, OIL FILLER CAP	D4	36	2	SCREW-WASHER.....	E12	60	11
MARK, ENGINE SWITCH INDICATION	G2	82	3	PIN, LOCK, 8MM	D6	38	18	SCREW SET.....	D14	46	6
	G3	83	10	PIN, PISTON	D8	40	3		D15	47	22
MARK, HONDA	G4	84	13	PISTON	D8	40	2	SCREW SET A.....	D14	46	4
MARK, OIL ALERT	G3	83	7	PISTON	D8	40	2	SCREW SET, DRAIN.....	D14	46	5
			11	PLATE, ARRESTER NUMBER	E5	53	11	SCREW, ADJUST.....	F7	71	20
MARK, THROTTLE INDICATION	G3	83	8	PLATE, SIDE	F1	65	13		F12	76	15
MARK, TYPE	G3	83	13		F3	67	13	SCREW, PAN, 4X6	F9	73	23
MOTOR ASSY., STARTING	E15	63	1		F6	70	15		F11	75	23
MUFFLER COMP.	E4	52	1		F8	72	16	SCREW, PAN, 4X8	G4	84	8
					F10	74	15	SCREW, PAN, 5X16.....	F5	69	20
					F12	76	11		F9	73	24
					F13	77	8		F11	75	24
					F15	79	14		F16	80	21
				PLUG, SPARK	D2	34	8	SCREW, PAN, 5X6	D15	47	16
				PROTECTOR, MUFFLER	E4	52	2	SCREW, PAN, 5X8	E15	63	4
				PROTECTOR, SWITCH	E13	61	5	SCREW, TAPPET ADJUSTING.....	D9	41	11
				PULLEY COMP., CAMSHAFT	D9	41	1	SCREW, TAPPING, 4X6	E5	53	8



PART NAME INDEX

Part name	Address	Page	Ref.	Part name	Address	Page	Ref.	Part name	Address	Page	Ref.
SCREW, TAPPING, 4X6	E5	53	12	[T]							
	G5	85	22	TANK, FUEL	E7	55	5				
SEAL, VALVE STEM	D10	42	14	TUBE, BREATHER	D16	48	1				
SHAFT, CAM PULLEY	D9	41	2		E3	51	1				
SHAFT, GOVERNOR ARM	D5	37	9		G4	84	1				
SHAFT, P.T.O.	D7	39	8	TUBE, DIAPHRAGM	E7	55	3				
SHAFT, ROCKER ARM	D9	41	6		G5	85	20				
SHROUD, MUFFLER	E4	52	5	TUBE, FUEL	E8	56	12				
SLIDER, GOVERNOR	D5	37	8				13				
SPACER, CARBURETOR	E2	50	1		G4	84	12				
	E3	51	2	TUBE, FUEL PUMP	E10	58	29				
SPACER, CONTROL LEVER	F1	65	9	TUBE, FUEL RETURN	E8	56	14				
	F3	67	9	TUBE, FUEL TANK	E8	56	11				
	F6	70	9		E10	58	30				
	F8	72	10	TUBE, FUEL, 4.5X140	G5	85	15				
	F10	74	9	TUBE, FUEL, 5.3X33	E9	57	22				
	F12	76	8	TUBE, VINYL, 4X7X150	D15	47	18				
	F15	79	10	[V]							
SPRING, CONTROL ADJUSTING	F6	70	11	VALVE COMP., FLOAT	D15	47	9				
	F12	76	10	VALVE, EX.	D9	41	8				
SPRING, CONTROL LEVER RETURN	F8	72	12	VALVE, IN.	D9	41	7				
	F10	74	11	[W]							
SPRING, GOVERNOR	E16	64	4	WASHER, 12.5MM	F4	68	19				
	F2	66	4		F9	73	21				
	F6	70	4		F11	75	21				
	F8	72	4		F12	76	17				
	F10	74	4		F16	80	20				
	F12	76	4	WASHER, 6MM	E9	57	17				
	F13	77	3		G4	84	5				
	F14	78	4	WASHER, CONTROL LEVER	F1	65	8				
SPRING, LEVER	F1	65	7		F3	67	7				
	F6	70	7		F6	70	8				
SPRING, THROTTLE RETURN	E16	64	5		F8	72	7				
	F2	66	5		F10	74	7				
	F3	67	5		F12	76	7				
	F6	70	5		F13	77	4				
	F8	72	5		F14	78	5				
	F10	74	5	WASHER, DRAIN PLUG, 12MM	D6	38	17				
	F12	76	5	WASHER, PLAIN, 4MM	F1	65	21				
	F13	77	4		F5	69	23				
	F14	78	5		F7	71	25				
SPRING, VALVE	D9	41	9		F11	75	27				
STARTER ASSY., RECOIL	D11	43	1		G1	81	24				
	D12	44	1	WASHER, PLAIN, 6MM	D5	37	16				
				WASHER, THRUST	D7	39	4				
STAY A, FUEL TANK	E7	55	9	WASHER, THRUST, 6MM	D5	37	12				
STRAINER COMP., FUEL	E10	58	27	WASHER, WHEEL, 6MM	F7	71	22				
	G4	84	7								
STRAINER, FUEL	E7	55	4								
SUSPENSION, STRAINER	E10	58	28								
SWITCH ASSY., ENGINE STOP	F1	65	14								
	F3	67	14								
	F6	70	16								
	F10	74	16								
	F13	77	9								
	F15	79	15								
SWITCH COMP., OIL LEVEL	E13	61	6								

1

FOREWORD INDEX

2

ENGINE GROUP

3

PART NUMBER INDEX

4

PART NAME INDEX

HONDA
The Power of Dreams



PARTS CATALOGUE NEWS

Honda Motor Co., Ltd. Service Division

PARTS CATALOGUE - CORRECTED

Printed in Japan

CODE NO.	BOOKLET TYPE	13ZL80E5
	MICRO- FICHE	13ZL80EE/FE/GE
PARTS CATALOGUE NEWS		GC135 GC135E GC160 GC160A GC160E
NEWS NO.		001

Block No.	Ref. No.	Note	Part No.	Description	Reqd. QTY					Serial No.	Parts catalogue code	
					GC 135	GC 135E	GC 160	GC 160A	GC 160E			
E-15	2	T	17211-ZL8-003	ELEMENT, AIR CLEANER	1	1	-	1	-	-----	-----	PHA, QBC, QFC, QFJ, QHA, QHAJ, QHA1, QHC, QHE, QHEB QHEP, QHET, QHE1, QHE2, QHE3, QHE5, QHM, QHP7, QHU, SHE SHE1, SHE6, SHJ, SHJ4, VHE, VHJ, VX, VXA, VXC, VXE, VXJ VXU, WHE, WHJ, WKT2, WME1, WME2, WXE
					1	-	-	1	-	-----	-----	PXC, QHC1, SHJ1, VHC, WXJ
					-	1	-	-	-	-----	-----	PXU, QHA2, QHE4, VHA
					-	-	1	-	1			
		E	17211-ZL8-013	*PARTS NO. DELETION								
E-15-2	3	T	17211-ZL8-003	ELEMENT, AIR CLEANER	1	-	-	1	-	-----	-----	VXP5
		E	17211-ZL8-013	*PARTS NO. DELETION								

NOTE A:PART NO. CHANGE D:NEWLY PROVIDED E:PART NO. DELETION K:REQUIRED NO. CORRECTION L:APPLICATION SERIAL NO. CORRECTION
T:APPLICATION CORRECTION Z:REMARKS CHANGE



PARTS CATALOGUE NEWS

Honda Motor Co., Ltd. Service Division

Printed in Japan

CODE NO.	BOOKLET TYPE	13ZL80E5
	MICRO- FICHE	13ZL80EE/FE
PARTS CATALOGUE NEWS		GC135 GC135E GC160 GC160A GC160E
NEWS NO.		002

GC160A-DEAF,QEA,QEAF,QEA2,VXC and GC135E-QHA types sales parts information

NOTE: This Parts Catalogue News explains only the parts of the different model that are produced to conform to addition of the GC160A-DEAF,QEA,QEAF,QEA2,VXC and GC135E-QHA types.

As for the parts not listed on this Parts Catalogue News,
use the parts of the GC160A-DHAF,QHA,QHAF,QHA2,VXA and GC135E-QHE types.

NOTE A:PART NO. CHANGE D:NEWLY PROVIDED E:PART NO. DELETION K:REQUIRED NO. CORRECTION L:APPLICATION SERIAL NO. CORRECTION
T:APPLICATION CORRECTION Z:REMARKS CHANGE

Model	Type		Parts catalogue type	Applicable engine serial No.	Applicable carburetor identification No.
GC160A	DHAF	Base model	DHAF	GCAHA-1000001~	BB61B C
	DEAF	Additional model	DEAF	GCAHA-8000001~	
	QHA	Base model	QHA	GCAHA-1000001~	
	QEA	Additional model	QEA	GCAHA-8000001~	
	QHAF	Base model	QHAF	GCAHA-1000001~	
	QEAF	Additional model	QEAF	GCAHA-8000001~	
	QHA2	Base model	QHA2	GCAHA-1000001~	
	QEA2	Additional model	QEA2	GCAHA-8000001~	
	VXA	Base model	VXA	GCAHA-1000001~	
	VXC	Additional model	VXC		
GC135E	QHE	Base model	QHE	GCAAE-1000001~	BB63B B
	QHA	Additional model	QHA		

PARTS CATALOGUE NEWS

BOOKNo. : 13ZL80E5

Block No.	Ref. No.	Part No.	Description	Reqd. QTY					Base Part No.	Parts catalogue code
				GC 135	GC 135E	GC 160	GC 160A	GC 160E		
E-3	1	12000-Z0L-405	BARREL ASSY., CYLINDER	-	-	1	-	-	12000-ZL8-415	DEAF, QEA, QEAF, QEA2
E-6	1	11300-ZL8-601	COVER ASSY., CRANKCASE	-	-	1	-	-		DEAF, QEA, QEAF, QEA2
				-	-	-	1	-		
	11	90131-883-000	BOLT, DRAIN PLUG, 12X15	-	-	2	-	-		VXC
	17	94109-12000	WASHER, DRAIN PLUG, 12MM	-	-	2	-	-		VXC
E-9	4	14431-Z0J-000	ARM, IN. VALVE ROCKER	-	-	1	-	-	14431-ZL8-000	
	5	14441-Z0J-000	ARM, EX. VALVE ROCKER	-	-	1	-	-	14441-ZL8-000	
	7	14711-Z0J-000	VALVE, IN.	-	-	1	-	-	14711-ZL8-000	VXC
	10	14771-Z0J-000	RETAINER, VALVE SPRING	-	-	2	-	-	14771-ZE1-000	
E-11	1	28400-ZL8-013ZC	STARTER ASSY., RECOIL *R280*..... POWER RED	-	-	1	-	-		
E-12	1	19611-ZL8-000ZC	COVER, FAN *R280*..... POWER RED	-	-	1	-	-		VXC
		19611-Z0J-820ZA	*NH1*..... BLACK	-	-	1	-	-	19611-ZL8-000ZA	DEAF, QEA, QEAF, QEA2
		19611-Z0J-820ZB	*R280*..... POWER RED	-	-	1	-	-		DEAF, QEA, QEAF, QEA2
E-15	2	17211-ZL8-013	ELEMENT, AIR CLEANER	-	-	1	1	-	17211-ZL8-003	
	5	17231-Z0J-020	COVER, AIR CLEANER	-	-	1	-	-	17231-ZL8-020	QEA, QEA2, VXC
E-16	2	18321-Z0L-000	PROTECTOR, MUFFLER	-	-	1	-	-	18321-ZL8-000	
	7		BOLT, FLANGE, 6X12 (CT200)	-	-	0	0	-	90013-883-000	
	10		ARRESTER COMP., SPARK	-	-	(0)	-	-	18350-ZL8-000	DEAF, QEA, QEAF
		18350-ZL8-000	-	-	-	(1)	-		
		18350-ZL8-000	-	-	(1)	-	-	18350-ZL8-000	VXC
	11		PLATE, ARRESTER NUMBER	-	-	(0)	-	-	18356-ZL8-000	DEAF, QEA, QEAF
		18356-ZL8-000	-	-	-	(1)	-		

NOTE A:PART NO. CHANGE D:NEWLY PROVIDED E:PART NO.DELETION K:REQUIRED NO. CORRECTION L:APPLICATION SERIAL NO. CORRECTION
T:APPLICATION CORRECTION Z:REMARKS CHANGE

PARTS CATALOGUE NEWS

BOOKNo. : 13ZL80E5

Block No.	Ref. No.	Part No.	Description	Reqd. QTY					Base Part No.	Parts catalogue code
				GC 135	GC 135E	GC 160	GC 160A	GC 160E		
		18356-ZL8-000	-	-	(1)	-	-	18356-ZL8-000	VXC
	12		SCREW, TAPPING, 4X6	-	-	(0)	-	-	90055-ZE1-000	DEAF, QEA, QEAF
		90055-ZE1-000	-	-	-	(1)	-		
		90055-ZE1-000	-	-	(1)	-	-	90055-ZE1-000	VXC
E-19	4		FLYWHEEL COMP.	-	-	0	-	-	31110-Z0J-013	DEAF, QEA, QEAF, QEA2
	5	32195-Z0J-000	CORD, STOP SWITCH	-	-	1	-	-	32195-ZL8-000	QEA, QEA2
		32195-Z0J-810	-	-	1	-	-		VXC
	12	31110-Z0L-831	FLYWHEEL COMP.	-	-	1	-	-		DEAF, QEA, QEAF, QEA2
E-19-10	3		CORD, STOP SWITCH	-	-	0	-	-	32195-ZL8-810	VXC
	4	34150-ZL8-003	ALERT UNIT, OIL	-	-	1	-	-	34150-ZH7-003	VXC
	12	36103-ZE1-000	HOLDER, STOP SWITCH CORD	-	-	1	-	-		QEA, QEA2
			-	-	-	1	-		
E-21	1	31200-Z0L-821	MOTOR ASSY., STARTING	-	-	1	-	-		DEAF, QEA, QEAF, QEA2
	2	32222-Z0L-830	CORD, TERMINAL EARTH	-	-	1	-	-		DEAF, QEA, QEAF, QEA2
	3	90001-Z0L-820	BOLT, SPECIAL, 6MM	-	-	2	-	-		DEAF, QEA, QEAF, QEA2
	4	93500-05008-0A	SCREW, PAN, 5X8	-	-	1	-	-		DEAF, QEA, QEAF, QEA2
E-22	4	16561-ZL8-000	SPRING, GOVERNOR	-	-	1	-	-	16561-Z0J-000	QEA, QEA2
E-22-2	24	94050-06000	NUT, FLANGE, 6MM	-	-	2	-	-	94050-06000	VXC
E-22-6	3	16561-ZL8-000	SPRING, GOVERNOR	-	-	1	-	-	16561-Z0J-000	DEAF, QEAF
E-28	1	87101-ZL8-010	EMBLEM (GC160 5.0)	-	-	1	-	-	87101-ZL8-000	
	7	87530-ZL8-820	MARK, OIL ALERT (FRENCH)	-	-	1	-	-		VXC
	12		LABEL, E-SPEC (15.5X27.5)	-	-	-	0	-	87135-ZE2-020	

NOTE A:PART NO. CHANGE D:NEWLY PROVIDED E:PART NO.DELETION K:REQUIRED NO. CORRECTION L:APPLICATION SERIAL NO. CORRECTION
T:APPLICATION CORRECTION Z:REMARKS CHANGE



PARTS CATALOGUE NEWS

Honda Motor Co., Ltd. Service Division

PARTS CATALOGUE - CORRECTED

Printed in Japan

CODE NO.	BOOKLET TYPE	13ZL80E5
	MICRO-FICHE	13ZL80EE/FE/GE
PARTS CATALOGUE NEWS		GC135 GC135E GC160 GC160A GC160E
NEWS NO.		003

Block No.	Ref. No.	Note	Part No.	Description	Reqd. QTY					Serial No.	Parts catalogue code	
					GC 135	GC 135E	GC 160	GC 160A	GC 160E			
E-22-7	4	T	16561-ZL8-V31	SPRING, GOVERNOR	1	-	-	-	-	1266191	-----	QHEB
					-	1	-	-	-	-----	-----	QHP7
					-	1	-	-	-	1841971	-----	QHEB
		T	16561-ZL9-V20	1	-	-	-	-	1308265	-----	QHP7
					-	-	-	1	1	-----	-----	QHEB, QHP7

NOTE A:PART NO. CHANGE D:NEWLY PROVIDED E:PART NO. DELETION K:REQUIRED NO. CORRECTION L:APPLICATION SERIAL NO. CORRECTION
T:APPLICATION CORRECTION Z:REMARKS CHANGE



PARTS CATALOGUE NEWS

Honda Motor Co., Ltd. Service Division

PARTS CATALOGUE - CORRECTED

Printed in Japan

CODE NO.	BOOKLET TYPE	13ZL80E5
	MICRO-FICHE	13ZL80EE/FE
PARTS CATALOGUE NEWS		GC135 GC135E GC160 GC160A GC160E
NEWS NO.		004

Block No.	Ref. No.	Note	Part No.	Description	Reqd. QTY					Serial No.	Parts catalogue code
					GC 135	GC 135E	GC 160	GC 160A	GC 160E		
E-28	13	E	87601-Z0J-E40	*PARTS NO. DELETION							

NOTE A:PART NO. CHANGE D:NEWLY PROVIDED E:PART NO. DELETION K:REQUIRED NO. CORRECTION L:APPLICATION SERIAL NO. CORRECTION
T:APPLICATION CORRECTION Z:REMARKS CHANGE



PARTS CATALOGUE NEWS

Honda Motor Co., Ltd. Service Division

PARTS CATALOGUE - CORRECTED

Printed in Japan

CODE NO.	BOOKLET TYPE	13ZL80E5
	MICRO-FICHE	13ZL80EE/FE
PARTS CATALOGUE NEWS		GC135 GC160 GC160A GC135E GC160E
NEWS NO.		005

These typographical errors News No.001, 002, 003 and 004 should be corrected as shown below.

	Reqd. QTY										
NG	<table style="margin: auto; border-collapse: collapse;"> <tr> <td style="padding: 0 10px;">GC</td> <td style="padding: 0 10px;">GC</td> <td style="padding: 0 10px;">GC</td> <td style="padding: 0 10px;">GC</td> <td style="padding: 0 10px;">GC</td> </tr> <tr> <td style="padding: 0 10px;">135</td> <td style="padding: 0 10px;">135E</td> <td style="padding: 0 10px;">160</td> <td style="padding: 0 10px;">160A</td> <td style="padding: 0 10px;">160E</td> </tr> </table>	GC	GC	GC	GC	GC	135	135E	160	160A	160E
GC	GC	GC	GC	GC							
135	135E	160	160A	160E							
	Reqd. QTY										
OK	<table style="margin: auto; border-collapse: collapse;"> <tr> <td style="padding: 0 10px;">GC</td> <td style="padding: 0 10px;">GC</td> <td style="padding: 0 10px;">GC</td> <td style="padding: 0 10px;">GC</td> <td style="padding: 0 10px;">GC</td> </tr> <tr> <td style="padding: 0 10px;">135</td> <td style="padding: 0 10px;">160</td> <td style="padding: 0 10px;">160A</td> <td style="padding: 0 10px;">135E</td> <td style="padding: 0 10px;">160E</td> </tr> </table>	GC	GC	GC	GC	GC	135	160	160A	135E	160E
GC	GC	GC	GC	GC							
135	160	160A	135E	160E							

NOTE A:PART NO. CHANGE D:NEWLY PROVIDED E:PART NO.DELETION K:REQUIRED NO. CORRECTION L:APPLICATION SERIAL NO. CORRECTION
T:APPLICATION CORRECTION Z:REMARKS CHANGE



PARTS CATALOGUE NEWS

Honda Motor Co., Ltd. Service Division

PARTS CATALOGUE - CORRECTED

Printed in Japan

CODE NO.	BOOKLET TYPE	13ZL80E5
	MICRO- FICHE	13ZL80EE/FE
PARTS CATALOGUE NEWS		GC135 GC160 GC160A GC135E GC160E
NEWS NO.		006

Block No.	Ref. No.	Note	Part No.	Description	Reqd. QTY					Serial No.	Parts catalogue code
					GC 135	GC 160	GC 160A	GC 135E	GC 160E		
E-9	7	T	14711-ZL8-000	VALVE, IN.	1	1	-	-	-		
		D	14711-Z0J-000	-	-	1	1	1		

NOTE A:PART NO. CHANGE D:NEWLY PROVIDED E:PART NO. DELETION K:REQUIRED NO. CORRECTION L:APPLICATION SERIAL NO. CORRECTION
T:APPLICATION CORRECTION Z:REMARKS CHANGE



PARTS CATALOGUE NEWS

Honda Motor Co., Ltd. Service Division

PARTS CATALOGUE - CORRECTED

Printed in Japan

CODE NO.	BOOKLET TYPE	13ZL80E5
	MICRO-FICHE	13ZL80EE/FE
PARTS CATALOGUE NEWS		GC135 GC160 GC160A GC135E GC160E
NEWS NO.		007

Block No.	Ref. No.	Note	Part No.	Description	Reqd. QTY					Serial No.	Parts catalogue code
					GC 135	GC 160	GC 160A	GC 135E	GC 160E		
E-14	9	L	16155-ZL8-003	VALVE COMP., FLOAT	1	1	-	-	-		
				(CARBURETOR NO.)	-	-	1	-	1	-----	BB61B C
				(CARBURETOR NO.)	-	-	-	1	-	-----	BB63B B
		A	16155-ZL8-013							
				(CARBURETOR NO.)	-	-	1	-	1		BB61B D
				(CARBURETOR NO.)	-	-	-	1	-		BB63B C

NOTE A:PART NO. CHANGE D:NEWLY PROVIDED E:PART NO. DELETION K:REQUIRED NO. CORRECTION L:APPLICATION SERIAL NO. CORRECTION
T:APPLICATION CORRECTION Z:REMARKS CHANGE



PARTS CATALOGUE NEWS

Honda Motor Co., Ltd. Service Division

PARTS CATALOGUE - CORRECTED

Printed in Japan

CODE NO.	BOOKLET TYPE	13ZL80E5
	MICRO- FICHE	13ZL80EE/FE
PARTS CATALOGUE TITLE	GC135 GC160 GC160A GC135E GC160E	
NEWS NO.	008	

Block No.	Ref. No.	Note	Part No.	Description	Reqd. QTY					Serial No.	Parts catalogue code					
					GC 135	GC 160	GC 160A	GC 135E	GC 160E							
E-11	1	T	28400-ZL8-013ZA	STARTER ASSY., RECOIL *NH1*..... BLACK	1	1	-	-	-	-----	-----	QBC, QFC, QFJ, QHET, QHM, QHP7, SHJ4, VXP4, VXP5, WKT2				
					1	-	-	-	-	1077763	-----	PHA, PHC, PHD, PHU, PXA, PXC, PXD, PXU, QHA, QHA1, QHA2 QHC, QHC1, QHE, QHEB, QHEP, QHE1, QHE2, QHE3, QHE4 QHE5, QHU, QHU1, SHE, SHE1, SHE2, SHE3, SHE4, SHE5 SHE6, SHJ, SHJ1, VHA, VHC, VHE, VHJ, VHU, VXA, VXC, VXD VXE, VXJ, VXU, WHE, WHJ, WME1, WME2, WXE, WXJ				
					-	1	-	-	-	1210408	-----	PHA, PHC, PHD, PHU, PXA, PXC, PXD, PXU, QHA, QHA1, QHA2 QHC, QHC1, QHE, QHEB, QHEP, QHE1, QHE2, QHE3, QHE4 QHE5, QHU, QHU1, SHE, SHE1, SHE3, SHE4, SHE5, SHE6, SHJ SHJ1, VHA, VHC, VHE, VHJ, VHU, VX, VXA, VXC, VXE, VXJ VXU, WHE, WHJ, WME1, WME2, WXE, WXJ				
					1	-	-	-	-	-----	1245479	-----	QHE1, SHE, SHE1			
					1	-	-	-	-	1077763	1245479	-----	QHE, QHEB, QHEP, SHE6, VXE			
					-	1	-	-	-	-----	-----	-----	PHC, PXA, PXC, QHC1, SHJ1, VHC, WXJ			
					-	1	-	-	-	-----	1804973	-----	PHA, PXU, QHA, QHA1, QHA2, QHC, QHE1, QHE2, QHE3, QHE4 QHU, SHJ, VHA, VHJ, VX, VXA, VXC, VXJ, VXU, WHE, WHJ, WXE			
					-	1	-	-	-	1210408	1804973	-----	QHE, QHEB, QHEP, QHE5, SHE, SHE1, SHE6, VHE, VXE			
					<p>NOTE A:PART NO. CHANGE D:NEWLY PROVIDED E:PART NO.DELETION K:REQUIRED NO. CORRECTION L:APPLICATION SERIAL NO. CORRECTION T:APPLICATION CORRECTION Z:REMARKS CHANGE</p>											

PARTS CATALOGUE NEWS

BOOKNo. : 13ZL80E5

Block No.	Ref. No.	Note	Part No.	Description	Reqd. QTY					Serial No.	Parts catalogue code	
					GC 135	GC 160	GC 160A	GC 135E	GC 160E			
		T	28400-ZMO-013ZA	*NH1*..... BLACK	-	1	-	-	-	-----	-----	QHAJ
		T	28400-ZL8-013ZC	*R280*..... POWER RED	1	1	-	-	-	-----	-----	QHP7
					1	-	-	-	-	1245480	-----	QHE, QHEB, QHEP, QHE1, SHE, SHE1, SHE6, VXE
					-	1	-	-	-	1804974	-----	PHA, PXU, QHA, QHA1, QHA2, QHC, QHE, QHEB, QHEP, QHE1, QHE2, QHE3, QHE4, QHE5, QHU, SHE, SHE1, SHE6, SHJ, VHA, VHE, VHJ, VX, VXA, VXC, VXE, VXJ, VXU, WHE, WHJ, WXE
		A	28400-ZL8-023ZA	*NH1*..... BLACK	-	-	1	-	-	-----	-----	DEAF, DHAF, MEA2, MHA2, PHA, PXU, QBC, QDE, QEA, QEAF, QEA2, QFC, QHA, QHAF, QHA1, QHA2, QHC, QHE, QHEP, QHET, QHE1, QHE2, QHE4, QHE5, QHU, SHE, SHE1, SHE6, VHA, VXA, VXC, VXE, VXU
					-	-	-	1	1			
		A	28400-ZMO-023ZA	*NH1*..... BLACK	-	-	1	-	-	-----	-----	QHAJ
		A	28400-ZL8-023ZC	*R280*..... POWER RED	-	-	1	-	-	-----	-----	DEAF, MEA2, QEA, QEAF, QEA2, QHE, QHEB, QHEP, QHE2, QHE5, SHE, SHE1, SHE6, VXC, VXE
					-	-	-	1	1			

NOTE A:PART NO. CHANGE D:NEWLY PROVIDED E:PART NO. DELETION K:REQUIRED NO. CORRECTION L:APPLICATION SERIAL NO. CORRECTION
T:APPLICATION CORRECTION Z:REMARKS CHANGE



PARTS CATALOGUE NEWS

Honda Motor Co., Ltd. Service Division

PARTS CATALOGUE - CORRECTED

Printed in Japan

CODE NO.	BOOKLET TYPE	13ZL80E5
	MICRO- FICHE	13ZL80EE/FE
PARTS CATALOGUE TITLE	GC135 GC160 GC160A GC135E GC160E	
NEWS NO.	009	

Block No.	Ref. No.	Note	Part No.	Description	Reqd. QTY					Serial No.	Parts catalogue code	
					GC 135	GC 160	GC 160A	GC 135E	GC 160E			
E-17	1	T	16700-ZL8-013	PUMP ASSY., FUEL	1	1	-	1	-	-----	QHP7	
					1	-	-	-	-	1257083	-----	PHA, PXC, QFC, QFJ, QHA, QHA1, QHC, QHC1, QHE, QHEB, QHEP, QHE1, QHE2, QHE3, QHE5, QHU, SHE, SHE1, SHE5, SHE6, SHJ, SHJ1, SHJ4, VHA, VHC, VHE, VHJ, VHU, VXA, VXC, VXE, VXP5, VXU, WHE, WHJ, WKT2, WME1, WME2, WXE, WXJ
					-	1	-	-	-	1825179	-----	PHA, PXU, QBC, QFC, QHA, QHAJ, QHA1, QHA2, QHC, QHE, QHEB, QHEP, QHET, QHE1, QHE2, QHE3, QHE4, QHE5, QHM, QHU, SHE, SHE1, SHE6, SHJ, VHA, VHE, VHJ, VX, VXA, VXC, VXE, VXJ, VXU, WHE, WHJ, WKT2, WME1, WME2, WXE
					-	-	-	1	-	-----	-----	QFJ, QHA, QHE, QHEB, QHEP, QHE1, QHE2, QHE5, QHU, SHE, SHE1, SHE6, SHJ, SHJ1, SHJ4, VXE, VXU, WHJ, WKT2
					-	-	-	-	1			
	A		16700-Z0J-003	-	-	1	-				

NOTE A:PART NO. CHANGE D:NEWLY PROVIDED E:PART NO. DELETION K:REQUIRED NO. CORRECTION L:APPLICATION SERIAL NO. CORRECTION
T:APPLICATION CORRECTION Z:REMARKS CHANGE



PARTS CATALOGUE NEWS

Honda Motor Co., Ltd. Service Division

PARTS CATALOGUE - CORRECTED

Printed in Japan

CODE NO.	BOOKLET TYPE	13ZL80E5
	MICRO-FICHE	13ZL80EE/FE
PARTS CATALOGUE TITLE	GC135 GC160 GC160A GC135E GC160E	
NEWS NO.	010	

Block No.	Ref. No.	Note	Part No.	Description	Reqd. QTY					Serial No.	Parts catalogue code	
					GC 135	GC 160	GC 160A	GC 135E	GC 160E			
E-12	1	T	19611-ZL8-000ZB	COVER, FAN								PHC, PXA, PXC, QHC1, SHJ1, VHC, WXJ
				R8..... BRIGHT RED	-	1	-	-	-	-----	-----	
	T	19611-ZL8-000ZC	*R280*..... POWER RED	-	1	-	-	-	-----	-----	1804974	QHP7 PHA, PXU, QHA, QHA1, QHA2, QHC, QHE, QHEB, QHEP, QHE1 QHE2, QHE3, QHE4, QHE5, QHU, SHE, SHE1, SHE6, SHJ, VHA VHE, VHJ, VX, VXA, VXC, VXE, VXJ, VXU, WHE, WHJ, WXE
				-	-	1	-	-	-----	-----		QHE, QHEB, QHEP, QHE2, QHE5, SHE, SHE1, SHE6, VXC, VXE
					-	-	-	-	1			
E-15	5	E	17231-ZOL-020	*PARTS NO. DELETION								
				D	17231-ZOL-030	COVER, AIR CLEANER	-	-	1	-	-	-----
E-15-2	6	E	17231-ZOL-020	*PARTS NO. DELETION								
				D	17231-ZOL-030	COVER, AIR CLEANER	-	-	-	1	-	-----
E-19	3	E	31105-ZOJ-000	*PARTS NO. DELETION								

NOTE A:PART NO. CHANGE D:NEWLY PROVIDED E:PART NO. DELETION K:REQUIRED NO. CORRECTION L:APPLICATION SERIAL NO. CORRECTION
T:APPLICATION CORRECTION Z:REMARKS CHANGE

PARTS CATALOGUE NEWS

BOOKNo. : 13ZL80E5

Block No.	Ref. No.	Note	Part No.	Description	Reqd. QTY					Serial No.	Parts catalogue code	
					GC 135	GC 160	GC 160A	GC 135E	GC 160E			
		D	31105-Z0J-010	FLYWHEEL ASSY. (PHELON) (USE FOR IGN. COIL OF PHELON)	-	-	1	-	-	-----	-----	QHAJ
E-28	1	T	87101-ZL8-000	EMBLEM (GC160 5.0)	-	1	1	-	-	-----	-----	MHA2, PHC, PHD, PHU, PXA, PXC, PXD, QHAF, QHC1, QHU1 SHE3, SHE4, SHE5, SHJ1, VHC, VHU, WXJ
					-	1	-	-	-	-----	1805238	PHA, PXU, QBC, QFC, QHA, QHAJ, QHA1, QHA2, QHC, QHE QHEP, QHET, QHE1, QHE2, QHE3, QHE4, QHE5, QHM, QHU, SHE SHE1, SHE6, SHJ, VHA, VHE, VHJ, VX, VXA, VXC, VXE, VXJ VXU, WHE, WHJ, WKT2, WME1, WME2, WXE
					-	-	1	-	-	-----	-----	PHA, PXU, QBC, QFC, QHA, QHAJ, QHA1, QHA2, QHC, QHE QHEP, QHET, QHE1, QHE2, QHE4, QHE5, QHU, SHE, SHE1 SHE6, VHA, VXA, VXE, VXU
		T	87101-ZL8-010	-	1	1	-	1	-----	-----	DEAF, DHAF, MEA2, QDE, QEA, QEAF, QEA2, QHP7
					-	1	-	-	-	-----	1805239	PHA, PXU, QBC, QFC, QHA, QHAJ, QHA1, QHA2, QHC, QHE QHEP, QHET, QHE1, QHE2, QHE3, QHE4, QHE5, QHM, QHU, SHE SHE1, SHE6, SHJ, VHA, VHE, VHJ, VX, VXA, VXC, VXE, VXJ VXU, WHE, WHJ, WKT2, WME1, WME2, WXE
					-	-	1	-	1	-----	-----	SHJ, VXC, WHJ, WKT2
					-	-	-	-	1	-----	-----	QHA, QHE, QHEP, QHET, QHE1, QHE2, QHE4, QHE5, SHE, SHE1 SHE6, VXA, VXE

NOTE A:PART NO. CHANGE D:NEWLY PROVIDED E:PART NO.DELETION K:REQUIRED NO. CORRECTION L:APPLICATION SERIAL NO. CORRECTION
T:APPLICATION CORRECTION Z:REMARKS CHANGE



PARTS CATALOGUE NEWS

Honda Motor Co., Ltd. Service Division

Printed in Japan

CODE NO.	BOOKLET TYPE	13ZL80E5
	MICRO- FICHE	13ZL80EE/FE
PARTS CATALOGUE TITLE	GC135 GC160 GC160A GC135E GC160E	
NEWS NO.	011	

GC160A-QHL TYPE sales parts information

NOTE: This Parts Catalogue News explains only the parts of the different model that are produced to conform to addition of the GC160A-QHL type.

As for the parts not listed on this Parts Catalogue News, use the parts of the GC160A-QHA type.

Model	Type		Parts catalogue type	Applicable engine serial No.	Applicable carburetor identification No.
GC160A	QHA	Base model	QHA	GCAHA-1000001~	BB61B C
	QHL	Additional model	QHL		BB61B D

PARTS CATALOGUE NEWS

BOOKNo. : 13ZL80E5

Block No.	Ref. No.	Part No.	Description	Reqd. QTY					Base Part No.	Parts catalogue code
				GC 135	GC 160	GC 160A	GC 135E	GC 160E		
E-6	2	15625-Z2L-801	PACKING, OIL FILLER CAP	-	-	1	-	-	15625-ZE1-003	
	3	15650-Z2L-801	GAUGE, OIL LEVEL	-	-	1	-	-	15650-ZL8-013	
E-8	1	13010-Z0L-003	RING SET, PISTON (RIKEN)	-	-	1	-	-	13010-ZL8-003	
		13010-Z0L-004	RING SET, PISTON (TEIKOKU) ...	-	-	1	-	-	13010-ZL8-024	
	2	13101-Z2A-000	PISTON	-	-	1	-	-	13101-ZL8-000	
E-9	5	14441-Z0J-000	ARM, EX. VALVE ROCKER	-	-	1	-	-	14441-ZL8-000	
	10	14771-Z0J-000	RETAINER, VALVE SPRING	-	-	2	-	-	14771-ZE1-000	
E-14	8	16100-ZL8-803	CARBURETOR ASSY. (BB61B D) ...	-	-	1	-	-	16100-ZL8-802	
E-15	2	17211-ZL8-013	ELEMENT, AIR CLEANER	-	-	1	-	-	17211-ZL8-003	
	5	17231-Z0J-020	COVER, AIR CLEANER	-	-	1	-	-	17231-ZL8-020	
E-16	2	18321-Z0L-000	PROTECTOR, MUFFLER	-	-	1	-	-	18321-ZL8-000	
E-19	5	32195-Z0J-000	CORD, STOP SWITCH	-	-	1	-	-	32195-ZL8-000	
E-28	1	87101-ZL8-010	EMBLEM (GC160 5.0)	-	-	1	-	-	87101-ZL8-000	

NOTE A:PART NO. CHANGE D:NEWLY PROVIDED E:PART NO.DELETION K:REQUIRED NO. CORRECTION L:APPLICATION SERIAL NO. CORRECTION
T:APPLICATION CORRECTION Z:REMARKS CHANGE

September 01, 2005



PARTS CATALOGUE NEWS

Honda Motor Co., Ltd. Service Division

Printed in Japan

CODE NO.	BOOKLET TYPE	13ZL80E5
	MICRO- FICHE	13ZL80EE/FE
PARTS CATALOGUE TITLE	GC135 GC160 GC160A GC135E GC160E	
NEWS NO.	012	

GC135E-QHP9 TYPE sales parts information

NOTE: This Parts Catalogue News explains only the parts of the different model that are produced to conform to addition of the GC135E-QHP9 type.

As for the parts not listed on this Parts Catalogue News, use the parts of the GC135E-QHP7 type.

BOOKNo. : 13ZL80E5

• Models, parts catalogue codes and applicable serial numbers

Model	Type		Parts catalogue type	Applicable engine serial No.	Applicable carburetor identification No.
GC135E	QHP7	Base type	QHP7	GCAAE-1000001~	BB63B B
	QHP9	Additional type	QHP9		BB63B C

• Features of each type

		Base type	Additional type
Model		GC135E	
Type		QHP7	QHP9
Specifications	18mm Ø Straight		
	19.05mm Ø X 48mm Straight		
	19.05mm Ø X 58.5mm Straight	●	●
	20mm Ø Straight		
	22.2mm Ø Straight		
	22.5mm Ø Straight (P.T.O.)		
	Tapered		
	3/4" Thread		
	M14 Stepped thread		
	M14 Stepped thread		
Oil level switch			
Starter motor			
Engine stop switch		●	●

NOTE A:PART NO. CHANGE D:NEWLY PROVIDED E:PART NO.DELETION K:REQUIRED NO. CORRECTION L:APPLICATION SERIAL NO. CORRECTION
T:APPLICATION CORRECTION Z:REMARKS CHANGE

PARTS CATALOGUE NEWS

BOOKNo. : 13ZL80E5

Block No.	Ref. No.	Part No.	Description	Reqd. QTY					Base Part No.	Parts catalogue code
				GC 135	GC 160	GC 160A	GC 135E	GC 160E		
E-6	2	15625-Z2L-801	PACKING, OIL FILLER CAP	-	-	-	1	-	15625-ZE1-003	
	3	15650-Z2L-801	GAUGE ASSY., OIL LEVEL	-	-	-	1	-	15650-ZL8-013	
E-8	1	13010-Z0L-003	RING SET, PISTON (RIKEN)	-	-	-	1	-	13010-ZL8-003	
		13010-Z0L-004	RING SET, PISTON (TEIKOKU) ...	-	-	-	1	-	13010-ZL8-024	
	2	13101-Z2A-000	PISTON	-	-	-	1	-	13101-ZL8-000	
E-11	1		STARTER ASSY., RECOIL *R280*..... POWER RED	-	-	-	0	-	28400-ZL8-023ZC	
E-12	1		COVER, FAN *R280*..... POWER RED	-	-	-	0	-	19611-ZL9-000ZC	
E-14	8	16100-ZL9-803	CARBURETOR ASSY. (BB63B C) ...	-	-	-	1	-	16100-ZL9-802	
E-15	2	17211-ZL8-023	ELEMENT, AIR CLEANER	-	-	-	1	-	17211-ZL8-003	
E-28	9	87101-ZL9-800	EMBLEM (GC135 4.0)	-	-	-	1	-	87101-ZL9-010	
	12		LABEL, E-SPEC (15.5X27.5)	-	-	-	0	-	87135-ZE2-020	

NOTE A:PART NO. CHANGE D:NEWLY PROVIDED E:PART NO.DELETION K:REQUIRED NO. CORRECTION L:APPLICATION SERIAL NO. CORRECTION
T:APPLICATION CORRECTION Z:REMARKS CHANGE



PARTS CATALOGUE NEWS

Honda Motor Co., Ltd. Service Division

PARTS CATALOGUE - CORRECTED

Printed in Japan

CODE NO.	BOOKLET TYPE	13ZL80E5
	MICRO-FICHE	13ZL80EE/FE
PARTS CATALOGUE TITLE	GC135 GC160 GC160A GC135E GC160E	
NEWS NO.	013	

Block No.	Ref. No.	Note	Part No.	Description	Reqd. QTY					Serial No.	Parts catalogue code
					GC 135	GC 160	GC 160A	GC 135E	GC 160E		
E-11	1	T	28400-ZL8-023ZC	STARTER ASSY., RECOIL *R280*..... POWER RED	-	-	1	-	-	-----	DEAF, DHAF, MEA2, QEA, QEAF, QEA2, QHE, QHEB, QHEP QHE2, QHE5, SHE, SHE1, SHE6, VXC, VXE
					-	-	-	1	1		
E-12	1	T	19611-ZL8-000ZC	COVER, FAN *R280*..... POWER RED	-	1	1	-	-	-----	DHAF, QHP7
					-	1	-	-	-	1804974	PHA, PXU, QHA, QHA1, QHA2, QHC, QHE, QHEB, QHEP, QHE1 QHE2, QHE3, QHE4, QHE5, QHU, SHE, SHE1, SHE6, SHJ, VHA VHE, VHJ, VX, VXA, VXC, VXE, VXJ, VXU, WHE, WHJ, WXE
					-	-	1	-	-	-----	QHE, QHEB, QHEP, QHE2, QHE5, SHE, SHE1, SHE6, VXC, VXE
					-	-	-	-	1		

NOTE A:PART NO. CHANGE D:NEWLY PROVIDED E:PART NO. DELETION K:REQUIRED NO. CORRECTION L:APPLICATION SERIAL NO. CORRECTION
T:APPLICATION CORRECTION Z:REMARKS CHANGE

October 16, 2005



PARTS CATALOGUE NEWS

Honda Motor Co., Ltd. Service Division

Printed in Japan

CODE NO.	BOOKLET TYPE	13ZL80E5
	MICRO- FICHE	13ZL80EE/FE
PARTS CATALOGUE TITLE	GC135 GC160 GC160A GC135E GC160E	
NEWS NO.	014	

GC135E-QHW TYPE sales parts information

NOTE: This Parts Catalogue News explains only the parts of the different model that are produced to conform to addition of the GC135E-QHW type.

As for the parts not listed on this Parts Catalogue News, use the parts of the GC135E-QHE type.

• Models, parts catalogue codes and applicable serial numbers

Model	Type		Parts catalogue type	Applicable engine serial No.	Applicable carburetor identification No.
GC135E	QHE	Base type	QHE	GCAAE-1000001~	BB63B B
	QHW	Additional type	QHW		BB63B C

• Features of each type

		Base type	Additional type
Specifications	Model	GC135E	
	Type	QHE	QHW
Crankshaft	18mm Ø Straight		
	19.05mm Ø X 48mm Straight		
	19.05mm Ø X 58.5mm Straight	●	●
	20mm Ø Straight		
	22.2mm Ø Straight		
	22.5mm Ø Straight (P.T.O.)		
	Tapered		
	3/4" Thread		
	M14 Stepped thread		
	M14 Stepped thread		
Oil level switch			
Starter motor			
Engine stop switch		●	●

PARTS CATALOGUE NEWS

BOOKNo. : 13ZL80E5

Block No.	Ref. No.	Part No.	Description	Reqd. QTY					Base Part No.	Parts catalogue code
				GC 135	GC 160	GC 160A	GC 135E	GC 160E		
E-6	2	15625-Z2L-801	PACKING, OIL FILLER CAP	-	-	-	1	-	15625-ZE1-003	
	3	15650-Z2L-801	GAUGE ASSY., OIL LEVEL	-	-	-	1	-	15650-ZL8-013	
E-8	1	13010-Z0L-003	RING SET, PISTON (RIKEN)	-	-	-	1	-	13010-ZL8-003	
		13010-Z0L-004	RING SET, PISTON (TEIKOKU) ...	-	-	-	1	-	13010-ZL8-024	
	2	13101-Z2A-000	PISTON	-	-	-	1	-	13101-ZL8-000	
E-11	1		STARTER ASSY., RECOIL *R280*..... POWER RED	-	-	-	0	-	28400-ZL8-023ZC	
		28400-Z2L-V61ZA	STARTER ASSY., RECOIL (LONG ROPE) *NH1*..... BLACK	-	-	-	1	-	28400-ZL8-023ZA	
	3	28462-ZL8-631	ROPE, RECOIL STARTER (LONG TYPE)	-	-	-	1	-	28462-ZL8-003	
E-12	1		COVER, FAN *R280*..... POWER RED	-	-	-	0	-	19611-ZL9-000ZC	
E-14	8	16100-ZL9-803	CARBURETOR ASSY. (BB63B C) ...	-	-	-	1	-	16100-ZL9-802	
E-15	2	17211-ZL8-023	ELEMENT, AIR CLEANER	-	-	-	1	-	17211-ZL8-003	
E-17	10	17620-Z0M-000	CAP ASSY., FUEL TANK	-	-	-	1	-	17620-ZL8-013	
E-28	9	87101-ZL9-800	EMBLEM (GC135 4.0)	-	-	-	1	-	87101-ZL9-010	
	12		LABEL, E-SPEC (15.5X27.5)	-	-	-	0	-	87135-ZE2-020	

NOTE A:PART NO. CHANGE D:NEWLY PROVIDED E:PART NO.DELETION K:REQUIRED NO. CORRECTION L:APPLICATION SERIAL NO. CORRECTION
T:APPLICATION CORRECTION Z:REMARKS CHANGE



PARTS CATALOGUE NEWS

Honda Motor Co., Ltd. Service Division

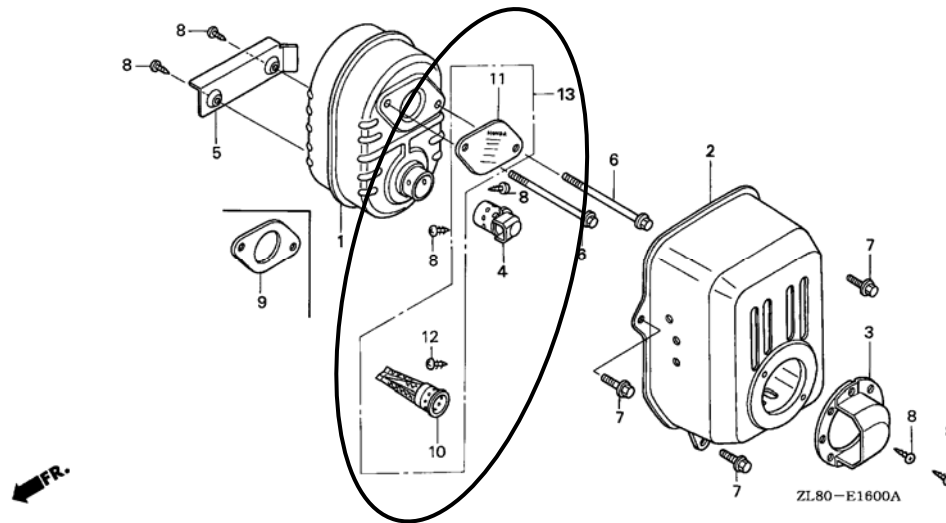
PARTS CATALOGUE - CORRECTED

Printed in Japan

CODE NO.	BOOKLET TYPE	13ZL80E5
	MICRO-FICHE	13ZL80EE/FE
PARTS CATALOGUE TITLE	GC135 GC160 GC160A GC135E GC160E	
NEWS NO.	015	

Block No.	Ref. No.	Note	Part No.	Description	Reqd. QTY					Serial No.	Parts catalogue code
					GC 135	GC 160	GC 160A	GC 135E	GC 160E		

E-16 MUFLER



E-16	10	T	18350-ZL8-000	ARRESTER COMP., SPARK	1	1	1	1	1	-----	QHAJ, VHA, VXA, VXP5, WME2
------	----	---	---------------	-----------------------------	---	---	---	---	---	-------	----------------------------

NOTE A:PART NO. CHANGE D:NEWLY PROVIDED E:PART NO. DELETION K:REQUIRED NO. CORRECTION L:APPLICATION SERIAL NO. CORRECTION
T:APPLICATION CORRECTION Z:REMARKS CHANGE

PARTS CATALOGUE NEWS

BOOKNo. : 13ZL80E5

Block No.	Ref. No.	Note	Part No.	Description	Reqd. QTY					Serial No.	Parts catalogue code	
					GC 135	GC 160	GC 160A	GC 135E	GC 160E			
					(1)	(1)	(1)	(1)	(1)	-----	-----	DEAF, DHAF, MEA2, MHA2, PHA, QBC, QDE, QEA, QEAF, QEA2 QFC, QHA, QHAF, QHA1, QHC, QHL, VXC, WKT2
					(1)	-	-	-	-	-----	-----	PXC, QHC1, VHC
					-	(1)	(1)	-	-	-----	-----	QHA2
	11	T	18356-ZL8-000	PLATE, ARRESTER NUMBER	1	1	1	-	1	-----	-----	QHAJ, VHA, VXA, WME2
					(1)	(1)	(1)	(1)	(1)	-----	-----	DEAF, DHAF, MEA2, MHA2, PHA, QBC, QDE, QEA, QEAF, QEA2 QFC, QHA, QHAF, QHA1, QHC, QHL, VXC, WKT2
					(1)	-	-	-	-	-----	-----	PXC, QHC1, VHC
					-	(1)	(1)	-	-	-----	-----	QHA2
	12	T	90055-ZE1-000	SCREW, TAPPING, 4X6	1	1	1	1	1	-----	-----	QHAJ, VHA, VXA, VXP5, WME2
					(1)	(1)	(1)	(1)	(1)	-----	-----	DEAF, DHAF, MEA2, MHA2, PHA, QBC, QDE, QEA, QEAF, QEA2 QFC, QHA, QHAF, QHA1, QHC, QHL, VXC, WKT2
					(1)	-	-	-	-	-----	-----	PXC, QHC1, VHC
					-	(1)	(1)	-	-	-----	-----	QHA2
	13	D	06180-Z0J-000	ARRESTER KIT, SPARK	-	-	(1)	-	-	-----	-----	DEAF, DHAF, MEA2, MHA2, PHA, QBC, QDE, QEA, QEAF, QEA2 QFC, QHA, QHAF, QHAJ, QHA1, QHA2, QHC, VHA, VXA, VXC

NOTE A:PART NO. CHANGE D:NEWLY PROVIDED E:PART NO.DELETION K:REQUIRED NO. CORRECTION L:APPLICATION SERIAL NO. CORRECTION
T:APPLICATION CORRECTION Z:REMARKS CHANGE



PARTS CATALOGUE NEWS

Honda Motor Co., Ltd. Service Division

PARTS CATALOGUE - CORRECTED

Printed in Japan

CODE NO.	BOOKLET TYPE	13ZL80E5
	MICRO- FICHE	13ZL80EE/FE
PARTS CATALOGUE TITLE	GC135 GC160 GC160A GC135E GC160E	
NEWS NO.	016	

Block No.	Ref. No.	Note	Part No.	Description	Reqd. QTY					Serial No.	Parts catalogue code
					GC 135	GC 160	GC 160A	GC 135E	GC 160E		
E-17	24	K	95002-02100	CLIP, TUBE (B10)	1	1	1	1	1	-----	DEAF, DHAF, PHA, PHC, PHD, PHU, PXA, PXC, PXD, PXU, QBC QDE, QEA, QEAF, QFC, QFJ, QHA, QHAF, QHA1, QHC, QHC1 QHE, QHE1, QHE2, QHE3, QHL, QHU, QHU1, QHW, SHE, SHE1 SHE3, SHE4, SHJ, SHJ1, SHJ4, VHA, VHC, VHE, VHJ, VHU, VX VXA, VXC, VXD, VXE, VXJ, VXU, WHE, WHJ, WKT2, WME1, WME2 WXE, WXJ
					5	5	5	5	5	-----	MEA2, MHA2, QEA2, QHA2, QHEB, QHEP, QHET, QHE4, QHE5 QHM, QHP7, QHP9, SHE2, SHE5, SHE6
					-	2	2	-	-	-----	QHAJ

NOTE A:PART NO. CHANGE D:NEWLY PROVIDED E:PART NO.DELETION K:REQUIRED NO. CORRECTION L:APPLICATION SERIAL NO. CORRECTION
T:APPLICATION CORRECTION Z:REMARKS CHANGE



PARTS CATALOGUE NEWS

Honda Motor Co., Ltd. Service Division

Printed in Japan

December 10, 2005

CODE NO.	BOOKLET TYPE	13ZL80E5
	MICRO- FICHE	13ZL80EE/FE
PARTS CATALOGUE TITLE	GC135 GC160 GC160A GC135E GC160E	
NEWS NO.	017	

GC160E-VXE9 TYPE sales parts information

NOTE: This Parts Catalogue News explains only the parts of the different model that are produced to conform to addition of the GC160E-VXE9 type.

As for the parts not listed on this Parts Catalogue News, use the parts of the GC160E-VXE type.

•Models, parts catalogue codes and applicable serial numbers

Model	Type		Parts catalogue type	Applicable engine serial No.	Applicable carburetor identification No.
GC160E	VXE	Base model	VXE	GCABE-1000001~	BB61B C
	VXE9	Additional model	VXE9		BB61B D

NOTE A:PART NO. CHANGE D:NEWLY PROVIDED E:PART NO. DELETION K:REQUIRED NO. CORRECTION L:APPLICATION SERIAL NO. CORRECTION
T:APPLICATION CORRECTION Z:REMARKS CHANGE

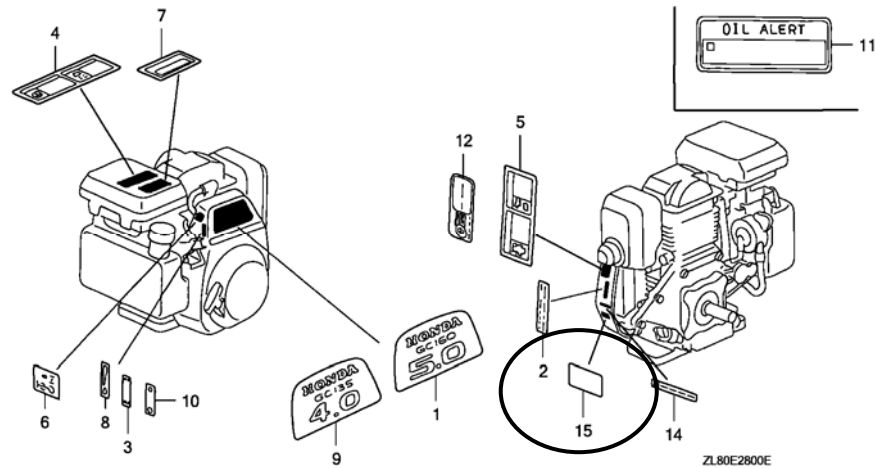
•Features of each type		Base type	Additional type
Model		GC160E	
Specifications		VXE	VXE9
Crankshaft	18mmØ x 50mm Straight		
	19.05mmØ x 48mm Straight		
	19.05mmØ x 58.5mm Straight		
	20mmØ x 50mm Straight		
	22.2mmØ x 30.1mm Straight		
	22.5mmØ x 64mm Straight		
	M14 x 1.5 Stepped thread		
	M18 x 1.5 Stepped thread		
	3/4" Thread		
	19.177mmØ x 71.5mm Tapered	●	●
Oil level switch	●	●	
Engine stop switch	●	●	

PARTS CATALOGUE NEWS

BOOKNo. : 13ZL80E5

Block No.	Ref. No.	Part No.	Description	Reqd. QTY					Base Part No.	Parts catalogue code
				GC 135	GC 160	GC 160A	GC 135E	GC 160E		
E-6	2	15625-Z2L-801	PACKING, OIL FILLER CAP	-	-	-	-	1	15625-ZE1-003	
	3	15650-Z2L-801	GAUGE ASSY., OIL LEVEL	-	-	-	-	1	15650-ZL8-013	
E-8	1	13010-Z0L-003	RING SET, PISTON (RIKEN)	-	-	-	-	1	13010-ZL8-003	
		13010-Z0L-004	RING SET, PISTON (TEIKOKU) ...	-	-	-	-	1	13010-ZL8-024	
	2	13101-Z2A-000	PISTON	-	-	-	-	1	13101-ZL8-000	
E-14	8	16100-ZL8-803	CARBURETOR ASSY. (BB61B D) ...	-	-	-	-	1	16100-ZL8-802	
E-15	2	17211-ZL8-023	ELEMENT, AIR CLEANER	-	-	-	-	1	17211-ZL8-003	
E-16	10	18545-Z2M-880	SCREEN COMP.	-	-	-	-	1		
	12	90055-ZE1-000	SCREW, TAPPING, 4X6	-	-	-	-	1		

E-28 LABEL



E-28	1	87101-ZL8-800	EMBLEM (GC160 5.0)	-	-	-	-	1	87101-ZL8-010
	12		LABEL, E-SPEC (15.5X27.5)	-	-	-	-	0	87135-ZE2-020

NOTE A:PART NO. CHANGE D:NEWLY PROVIDED E:PART NO.DELETION K:REQUIRED NO. CORRECTION L:APPLICATION SERIAL NO. CORRECTION
T:APPLICATION CORRECTION Z:REMARKS CHANGE

PARTS CATALOGUE NEWS

BOOKNo. : 13ZL80E5

Block No.	Ref. No.	Part No.	Description	Reqd. QTY					Base Part No.	Parts catalogue code
				GC 135	GC 160	GC 160A	GC 135E	GC 160E		
	15	87114-ZH7-840	LABEL, WARNING (NOT CERTIFIED FOR SALE)	-	-	-	-	1		

NOTE A:PART NO. CHANGE D:NEWLY PROVIDED E:PART NO.DELETION K:REQUIRED NO. CORRECTION L:APPLICATION SERIAL NO. CORRECTION
T:APPLICATION CORRECTION Z:REMARKS CHANGE



PARTS CATALOGUE NEWS

Honda Motor Co., Ltd. Service Division

PARTS CATALOGUE - CORRECTED

Printed in Japan

CODE NO.	BOOKLET TYPE	13ZL80E5
	MICRO-FICHE	13ZL80EE/FE
PARTS CATALOGUE TITLE	GC135 GC160 GC160A GC135E GC160E	
NEWS NO.	018	

Block No.	Ref. No.	Note	Part No.	Description	Reqd. QTY					Serial No.	Parts catalogue code
					GC 135	GC 160	GC 160A	GC 135E	GC 160E		
E-6	11	T	90131-883-000	BOLT, DRAIN PLUG, 12X15	2	2	2	-	-	-----	DEAF, DHAF, MEA2, MHA2, PHA, PHC, PHD, PHU, PXA, PXC, PXD, PXU, QDE, QEA, QEAF, QEA2, QFJ, QHAF, QHAJ, QHET, QHL, QHM, QHP7, SHJ4, VHA, VHC, VHE, VHJ, VHU, VX, VXC, VXD, VXE, VXJ, VXP4, VXP5, VXU, WHE, WHJ, WKT2, WME1, WME2, WXE, WXJ
					2	2	-	-	-	-----	QBC, VXA
					2	-	2	-	-	-----	QFC
					2	-	-	-	-	1108027	QHA, QHA1, QHA2, QHC, QHC1, QHE, QHEB, QHEP, QHE1, QHE2, QHE3, QHE4, QHE5, QHU, QHU1, SHE, SHE1, SHE2, SHE3, SHE4, SHE5, SHE6, SHJ, SHJ1
					-	2	-	-	-	1398446	QHA, QHA1, QHA2, QHC, QHC1, QHE, QHEB, QHEP, QHE1, QHE2, QHE3, QHE4, QHE5, QHU, QHU1, SHE, SHE1, SHE3, SHE4, SHE5, SHE6, SHJ, SHJ1
					-	-	2	-	-	-----	QHA, QHA1, QHA2, QHC, QHE, QHEB, QHEP, QHE1, QHE2, QHE4, QHE5, QHU, SHE, SHE1, SHE6
					-	-	-	2	2		

NOTE A:PART NO. CHANGE D:NEWLY PROVIDED E:PART NO. DELETION K:REQUIRED NO. CORRECTION L:APPLICATION SERIAL NO. CORRECTION
T:APPLICATION CORRECTION Z:REMARKS CHANGE



PARTS CATALOGUE NEWS

Honda Motor Co., Ltd. Service Division

PARTS CATALOGUE - CORRECTED

Printed in Japan

CODE NO.	BOOKLET TYPE	13ZL80E5
	MICRO-FICHE	13ZL80EE/FE
PARTS CATALOGUE TITLE	GC135 GC160 GC160A GC135E GC160E	
NEWS NO.	019	

Block No.	Ref. No.	Note	Part No.	Description	Reqd. QTY					Serial No.	Parts catalogue code	
					GC 135	GC 160	GC 160A	GC 135E	GC 160E			
E-14	8	T	16100-ZL8-802	CARBURETOR ASSY. (BB61B C) ...	-	1	1	-	1	-----	-----	DHAF, MHA2, QBC, QDE, QFC, QHAF, QHAJ, QHM, QHP7, WKT2 WME2
					-	1	-	-	-	1125914	-----	PHA, PHC, PXA, PXC, QHA, QHA1, QHA2, QHC, QHC1, VHA, VHC VXA, VXC
					-	1	-	-	-	1468999	-----	PHD, PHU, PXD, PXU, QHE, QHEB, QHEP, QHET, QHE1, QHE2 QHE3, QHE4, QHE5, QHU, QHU1, SHE, SHE1, SHE3, SHE4 SHE5, SHE6, SHJ, SHJ1, VHE, VHJ, VHU, VX, VXE, VXJ, VXU WHE, WHJ, WME1, WXE, WXJ
		T	16100-ZL8-803	CARBURETOR ASSY. (BB61B D) ...	-	-	1	-	1	-----	-----	PHA, PXU, QHA, QHA1, QHA2, QHC, QHE, QHEB, QHEP, QHET QHE1, QHE2, QHE4, QHE5, QHU, SHE, SHE1, SHE6, SHJ, VHA VXA, VXC, VXE, VXU, WHJ
E-28	1	L	87101-ZL8-000	EMBLEM (GC160 5.0)	-	1	-	-	-	-----	-----	PHC, PHD, PHU, PXA, PXC, PXD, QHC1, QHU1, SHE3, SHE4 SHE5, SHJ1, VHC, VHU, WXJ
					-	1	-	-	-	-----	1805238	PHA, PXU, QBC, QFC, QHA, QHAJ, QHA1, QHA2, QHC, QHE QHEP, QHET, QHE1, QHE2, QHE3, QHE4, QHE5, QHM, QHU, SHE SHE1, SHE6, SHJ, VHA, VHE, VHJ, VX, VXA, VXC, VXE, VXJ VXU, WHE, WHJ, WKT2, WME1, WME2, WXE

NOTE A:PART NO. CHANGE D:NEWLY PROVIDED E:PART NO. DELETION K:REQUIRED NO. CORRECTION L:APPLICATION SERIAL NO. CORRECTION
T:APPLICATION CORRECTION Z:REMARKS CHANGE

PARTS CATALOGUE NEWS

BOOKNo. : 13ZL80E5

Block No.	Ref. No.	Note	Part No.	Description	Reqd. QTY					Serial No.	Parts catalogue code
					GC 135	GC 160	GC 160A	GC 135E	GC 160E		
					-	-	1	-	-	----- 2071242	MHA2, PHA, PXU, QBC, QFC, QHA, QHAF, QHAJ, QHA1, QHA2 QHC, QHE, QHEP, QHET, QHE1, QHE2, QHE4, QHE5, QHU, SHE SHE1, SHE6, VHA, VXA, VXE, VXU
		T	87101-ZL8-010	-	1	1	-	1	----- -----	DEAF, DHAF, MEA2, QDE, QEA, QEAF, QEA2, QHL, QHP7
					-	1	-	-	-	1805239 -----	PHA, PXU, QBC, QFC, QHA, QHAJ, QHA1, QHA2, QHC, QHE QHEP, QHET, QHE1, QHE2, QHE3, QHE4, QHE5, QHM, QHU, SHE SHE1, SHE6, SHJ, VHA, VHE, VHJ, VX, VXA, VXC, VXE, VXJ VXU, WHE, WHJ, WKT2, WME1, WME2, WXE
					-	-	1	-	1	----- -----	SHJ, VXC, WHJ, WKT2
					-	-	1	-	-	2071243 -----	MHA2, PHA, PXU, QBC, QFC, QHA, QHAF, QHAJ, QHA1, QHA2 QHC, QHE, QHEP, QHET, QHE1, QHE2, QHE4, QHE5, QHU, SHE SHE1, SHE6, VHA, VXA, VXE, VXU
					-	-	-	-	1	----- -----	QHA, QHE, QHEP, QHET, QHE1, QHE2, QHE4, QHE5, SHE, SHE1 SHE6, VXA, VXE

NOTE A:PART NO. CHANGE D:NEWLY PROVIDED E:PART NO. DELETION K:REQUIRED NO. CORRECTION L:APPLICATION SERIAL NO. CORRECTION
T:APPLICATION CORRECTION Z:REMARKS CHANGE



PARTS CATALOGUE NEWS

Honda Motor Co., Ltd. Service Division

PARTS CATALOGUE - CORRECTED

Printed in Japan

CODE NO.	BOOKLET TYPE	13ZL80E5
	MICRO- FICHE	13ZL80EE/FE
PARTS CATALOGUE TITLE	GC135 GC160 GC160A GC135E GC160E	
NEWS NO.	020	

Block No.	Ref. No.	Note	Part No.	Description	Reqd. QTY					Serial No.	Parts catalogue code	
					GC 135	GC 160	GC 160A	GC 135E	GC 160E			
E-14	8	L	16100-ZL8-802	CARBURETOR ASSY. (BB61B C) ...	-	1	-	-	1	-----	-----	QBC, QFC, QHAJ, QHM, QHP7, WKT2, WME2
					-	1	-	-	-	1125914	-----	PHA, PHC, PXA, PXC, QHA, QHA1, QHA2, QHC, QHC1, VHA, VHC, VXA, VXC
					-	1	-	-	-	1468999	-----	PHD, PHU, PXD, PXU, QHE, QHEB, QHEP, QHET, QHE1, QHE2, QHE3, QHE4, QHE5, QHU, QHU1, SHE, SHE1, SHE3, SHE4, SHE5, SHE6, SHJ, SHJ1, VHE, VHJ, VHU, VX, VXE, VXJ, VXU, WHE, WHJ, WME1, WXE, WXJ
					-	-	1	-	-	-----	2893263	DHAF, MHA2, PHA, PXU, QBC, QDE, QFC, QHA, QHAF, QHAJ, QHA1, QHA2, QHC, QHE, QHEB, QHEP, QHET, QHE1, QHE2, QHE4, QHE5, QHU, SHE, SHE1, SHE6, VHA, VXA, VXC, VXE, VXU
					-	-	-	-	1	-----	-----	QHA, QHE, QHEB, QHEP, QHET, QHE1, QHE2, QHE4, QHE5, SHE, SHE1, SHE6, SHJ, VXA, VXE, WHJ
		T	16100-ZL8-803	CARBURETOR ASSY. (BB61B D) ...	-	-	1	-	1	-----	-----	DEAF, MEA2, QEA, QEAF, QEA2, QHL, VXE9
					-	-	1	-	-	2893264	-----	DHAF, MHA2, PHA, PXU, QBC, QDE, QFC, QHA, QHAF, QHAJ, QHA1, QHA2, QHC, QHE, QHEB, QHEP, QHET, QHE1, QHE2, QHE4, QHE5, QHU, SHE, SHE1, SHE6, VHA, VXA, VXC, VXE, VXU

NOTE A:PART NO. CHANGE D:NEWLY PROVIDED E:PART NO. DELETION K:REQUIRED NO. CORRECTION L:APPLICATION SERIAL NO. CORRECTION
T:APPLICATION CORRECTION Z:REMARKS CHANGE



PARTS CATALOGUE NEWS

Honda Motor Co., Ltd. Service Division

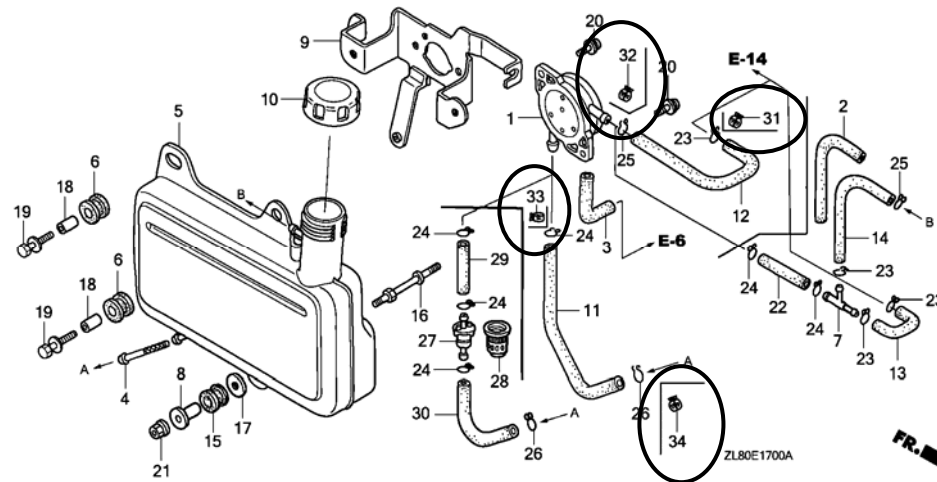
PARTS CATALOGUE - CORRECTED

Printed in Japan

CODE NO.	BOOKLET TYPE	13ZL80E5
	MICRO-FICHE	13ZL80EE/FE
PARTS CATALOGUE TITLE	GC135 GC160 GC160A GC135E GC160E	
NEWS NO.	021	

Block No.	Ref. No.	Note	Part No.	Description	Reqd. QTY	Serial No.	Parts catalogue code
					GC 135 GC 160 GC 160A GC 135E GC 160E		

E-17 FUEL TANK/FUEL PUMP



NOTE A:PART NO. CHANGE D:NEWLY PROVIDED E:PART NO. DELETION K:REQUIRED NO. CORRECTION L:APPLICATION SERIAL NO. CORRECTION
T:APPLICATION CORRECTION Z:REMARKS CHANGE

PARTS CATALOGUE NEWS

BOOKNo. : 13ZL80E5

Block No.	Ref. No.	Note	Part No.	Description	Reqd. QTY					Serial No.	Parts catalogue code		
					GC 135	GC 160	GC 160A	GC 135E	GC 160E				
E-17	11		17701-ZL8-000	TUBE, FUEL TANK	1	1	1	1	1	-----	-----	DEAF, PHC, PHD, PHU, PXA, PXC, PXD, PXU, QEA, QEAF, QFJ QHC1, QHE, QHE1, QHE2, QHE3, QHL, QHU, QHU1, QHW, SHE SHE1, SHE3, SHE4, SHJ, SHJ1, SHJ4, VHC, VHE, VHJ, VHU VX, VXD, VXE, VXE9, VXJ, VXU, WHE, WHJ, WKT2, WME1, WME2 WXE, WXJ	
					1	1	-	1	1	-----	-----	PHA, QBC, QFC, QHA, QHA1, QHC, VHA, VXA, VXC	
					-	-	1	-	-	-----	3325757	DHAF, PHA, QBC, QDE, QFC, QHA, QHAF, QHA1, QHC, VHA, VXA VXC	
					-	-	1	-	-	3325758	-----	DHAF, PHA, QBC, QDE, QFC, QHA, QHAF, QHA1, QHC, VHA, VXA VXC	
					-	-	1	-	-	-----	-----	DHAF, PHA, QBC, QDE, QFC, QHA, QHAF, QHA1, QHC, VHA, VXA VXC	
	12			17702-ZL8-000	TUBE, FUEL	1	1	1	1	1	-----	-----	DEAF, PHC, PHD, PHU, PXA, PXC, PXD, PXU, QEA, QEAF, QFJ QHC1, QHE, QHE1, QHE2, QHE3, QHL, QHU, QHU1, QHW, SHE SHE1, SHE3, SHE4, SHJ, SHJ1, SHJ4, VHC, VHE, VHJ, VHU VX, VXD, VXE, VXE9, VXJ, VXU, WHE, WHJ, WKT2, WME1, WME2 WXE, WXJ
						1	1	-	1	1	-----	-----	PHA, QBC, QFC, QHA, QHAJ, QHA1, QHC, VHA, VXA, VXC
						-	-	1	-	-	-----	3325757	DHAF, PHA, QBC, QDE, QFC, QHA, QHAF, QHAJ, QHA1, QHC VHA, VXA, VXC
						-	-	1	-	-	3325758	-----	DHAF, PHA, QBC, QDE, QFC, QHA, QHAF, QHAJ, QHA1, QHC VHA, VXA, VXC
						-	-	1	-	-	-----	-----	DHAF, PHA, QBC, QDE, QFC, QHA, QHAF, QHAJ, QHA1, QHC VHA, VXA, VXC
23	L		95002-02080	CLIP, TUBE (B8)	1	1	1	1	1	-----	-----	DEAF, PHC, PHD, PHU, PXA, PXC, PXD, PXU, QEA, QEAF, QFJ QHC1, QHE, QHE1, QHE2, QHE3, QHL, QHU, QHU1, QHW, SHE SHE1, SHE3, SHE4, SHJ, SHJ1, SHJ4, VHC, VHE, VHJ, VHU VX, VXD, VXE, VXE9, VXJ, VXU, WHE, WHJ, WKT2, WME1, WME2 WXE, WXJ	
					1	1	-	1	1	-----	-----	PHA, QBC, QFC, QHA, QHAJ, QHA1, QHC, VHA, VXA, VXC	
					3	3	3	3	3	-----	-----	MEA2, MHA2, QEA2, QHA2, QHEB, QHEP, QHET, QHE4, QHE5 QHM, QHP7, QHP9, SHE2, SHE5, SHE6	
	-	-	1	-	-	-----	3325757	DHAF, PHA, QBC, QDE, QFC, QHA, QHAF, QHAJ, QHA1, QHC VHA, VXA, VXC					
	24	L		95002-02100	CLIP, TUBE (B10)	1	1	1	1	1	-----	-----	DEAF, PHC, PHD, PHU, PXA, PXC, PXD, PXU, QEA, QEAF, QFJ QHC1, QHE, QHE1, QHE2, QHE3, QHL, QHU, QHU1, QHW, SHE SHE1, SHE3, SHE4, SHJ, SHJ1, SHJ4, VHC, VHE, VHJ, VHU VX, VXD, VXE, VXE9, VXJ, VXU, WHE, WHJ, WKT2, WME1, WME2 WXE, WXJ
						1	1	-	1	1	-----	-----	PHA, QBC, QFC, QHA, QHAJ, QHA1, QHC, VHA, VXA, VXC

NOTE A:PART NO. CHANGE D:NEWLY PROVIDED E:PART NO. DELETION K:REQUIRED NO. CORRECTION L:APPLICATION SERIAL NO. CORRECTION T:APPLICATION CORRECTION Z:REMARKS CHANGE

PARTS CATALOGUE NEWS

BOOKNo. : 13ZL80E5

Block No.	Ref. No.	Note	Part No.	Description	Reqd. QTY					Serial No.	Parts catalogue code	
					GC 135	GC 160	GC 160A	GC 135E	GC 160E			
					1	1	-	1	1	-----	-----	PHA, QBC, QFC, QHA, QHA1, QHC, VHA, VXA, VXC
					5	5	5	5	5	-----	-----	MEA2, MHA2, QEA2, QHA2, QHEB, QHEP, QHET, QHE4, QHE5 QHM, QHP7, QHP9, SHE2, SHE5, SHE6
					-	2	2	-	-	-----	-----	QHAJ
					-	-	1	-	-	-----	3325757	DHAF, PHA, QBC, QDE, QFC, QHA, QHAF, QHA1, QHC, VHA, VXA VXC
	25	L	95002-50000	CLIP, TUBE (C9)	1	-	1	1	-	-----	-----	DEAF, MEA2, MHA2, PHC, PHD, PHU, PXA, PXC, PXD, PXU, QEA QEAF, QEA2, QFJ, QHA2, QHC1, QHE, QHEB, QHEP, QHET QHE1, QHE2, QHE3, QHE4, QHE5, QHL, QHP7, QHP9, QHU QHU1, QHW, SHE, SHE1, SHE2, SHE3, SHE4, SHE5, SHE6, SHJ SHJ1, SHJ4, VHC, VHE, VHJ, VHU, VXD, VXE, VXJ, VXU, WHE WHJ, WKT2, WME1, WME2, WXE, WXJ
					1	-	-	1	-	-----	-----	PHA, QFC, QHA, QHA1, QHC, VHA, VXA, VXC
					-	1	-	-	1	-----	-----	
					-	-	1	-	-	-----	3325757	DHAF, PHA, QBC, QDE, QFC, QHA, QHAF, QHAJ, QHA1, QHC VHA, VXA, VXC
	26	L	95002-70000	CLIP, TUBE (C11)	1	1	1	1	-	-----	-----	DEAF, MEA2, MHA2, PHC, PHD, PHU, PXA, PXC, PXD, PXU, QEA QEAF, QEA2, QFJ, QHA2, QHC1, QHE, QHEB, QHEP, QHET QHE1, QHE2, QHE3, QHE4, QHE5, QHL, QHM, QHP7, QHP9, QHU QHU1, QHW, SHE, SHE1, SHE2, SHE3, SHE4, SHE5, SHE6, SHJ SHJ1, SHJ4, VHC, VHE, VHJ, VHU, VX, VXD, VXE, VXJ, VXU WHE, WHJ, WKT2, WME1, WME2, WXE, WXJ
					1	1	-	1	-	-----	-----	PHA, QBC, QFC, QHA, QHA1, QHC, VHA, VXA, VXC
					-	-	1	-	-	-----	3325757	DHAF, PHA, QBC, QDE, QFC, QHA, QHAF, QHA1, QHC, VHA, VXA VXC
					-	-	-	-	1			
	31	D	95002-40800-08	CLAMP, TUBE (D8)	-	-	1	-	-	3325758	-----	DHAF, PHA, QBC, QDE, QFC, QHA, QHAF, QHAJ, QHA1, QHC VHA, VXA, VXC
	32	D	95002-40850-08	CLAMP, TUBE (D8.5)	-	-	1	-	-	3325758	-----	DHAF, PHA, QBC, QDE, QFC, QHA, QHAF, QHAJ, QHA1, QHC VHA, VXA, VXC
	33	D	95002-41000-08	CLAMP, TUBE (D10)	-	-	1	-	-	3325758	-----	DHAF, PHA, QBC, QDE, QFC, QHA, QHAF, QHA1, QHC, VHA, VXA VXC

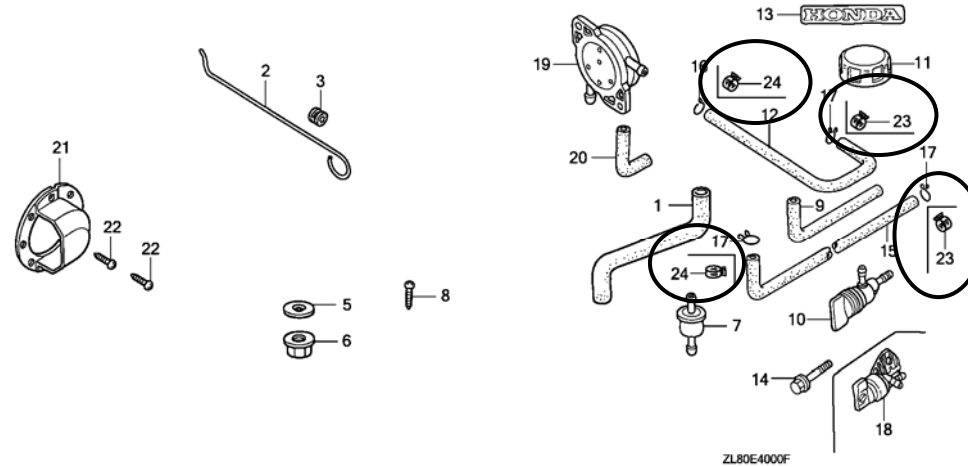
NOTE A:PART NO. CHANGE D:NEWLY PROVIDED E:PART NO.DELETION K:REQUIRED NO. CORRECTION L:APPLICATION SERIAL NO. CORRECTION
T:APPLICATION CORRECTION Z:REMARKS CHANGE

PARTS CATALOGUE NEWS

BOOKNo. : 13ZL80E5

Block No.	Ref. No.	Note	Part No.	Description	Reqd. QTY					Serial No.	Parts catalogue code
					GC 135	GC 160	GC 160A	GC 135E	GC 160E		
	34	D	95002-41200-08	CLAMP, TUBE (D12)	-	-	1	-	-	3325758 -----	DHAF, PHA, QBC, QDE, QFC, QHA, QHAF, QHA1, QHC, VHA, VXA VXC

E-40 OTHER PARTS



E-40	12		17702-ZL8-000	TUBE, FUEL	1	-	-	-	-	1213956 -----	VXP5
					-	-	-	1	-	----- 3325757	VXP5
	A		17702-Z0J-003	TUBE, FUEL (FKM)	-	-	-	1	-	3325758 -----	VXP5
	15		95001-45140-40	TUBE, FUEL, 4.5X140 (95001-45001-60M)	1	-	-	-	-	1213956 -----	VXP5
					-	-	-	1	-	----- 3325757	VXP5
	A		91424-Z4F-801	TUBE, FUEL, 4.5X140 (FKM)	-	-	-	1	-	3325758 -----	VXP5
	16	L	95002-02080	CLIP, TUBE (B8)	1	-	-	-	-	1213956 -----	VXP5
					-	-	-	1	-	----- 3325757	VXP5
	17	L	95002-50000	CLIP, TUBE (C9)	3	-	-	-	-	1213956 -----	VXP5
					-	-	-	3	-	----- 3325757	VXP5

NOTE A:PART NO. CHANGE D:NEWLY PROVIDED E:PART NO.DELETION K:REQUIRED NO. CORRECTION L:APPLICATION SERIAL NO. CORRECTION
T:APPLICATION CORRECTION Z:REMARKS CHANGE

PARTS CATALOGUE NEWS

BOOKNo. : 13ZL80E5

Block No.	Ref. No.	Note	Part No.	Description	Reqd. QTY					Serial No.	Parts catalogue code
					GC 135	GC 160	GC 160A	GC 135E	GC 160E		
	23	D	95002-40800-08	CLAMP, TUBE (D8)	-	-	-	2	-	3325758 -----	VXP5
	24	D	95002-40850-08	CLAMP, TUBE (D8.5)	-	-	-	2	-	3325758 -----	VXP5

NOTE A:PART NO. CHANGE D:NEWLY PROVIDED E:PART NO.DELETION K:REQUIRED NO. CORRECTION L:APPLICATION SERIAL NO. CORRECTION
T:APPLICATION CORRECTION Z:REMARKS CHANGE



PARTS CATALOGUE NEWS

Honda Motor Co., Ltd. Service Division

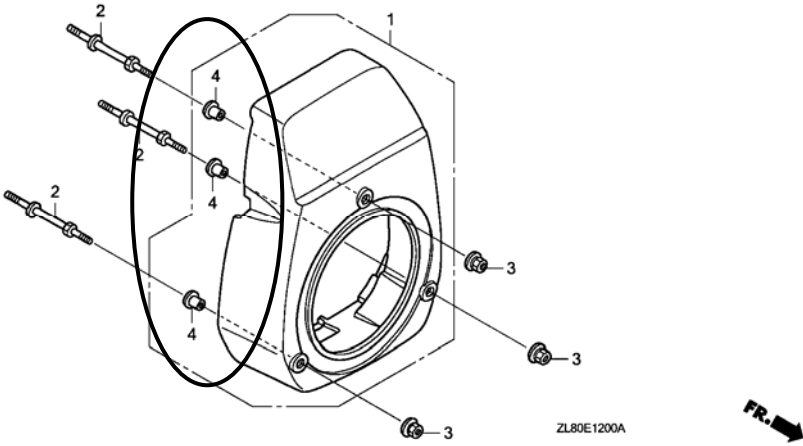
PARTS CATALOGUE - CORRECTED

Printed in Japan

CODE NO.	BOOKLET TYPE	13ZL80E5
	MICRO-FICHE	13ZL80EE/FE
PARTS CATALOGUE NEWS		GC135 GC160 GC160A GC135E GC160E
NEWS NO.		022

Block No.	Ref. No.	Note	Part No.	Description	Reqd. QTY					Serial No.	Parts catalogue code
					GC 135	GC 160	GC 160A	GC 135E	GC 160E		

E-12 FAN COVER



E-12	4	D	19619-ZL8-300	COLLAR, FAN COVER	3	3	3	3	3
------	---	---	---------------	-------------------------	---	---	---	---	---

NOTE A:PART NO. CHANGE D:NEWLY PROVIDED E:PART NO. DELETION K:REQUIRED NO. CORRECTION L:APPLICATION SERIAL NO. CORRECTION
T:APPLICATION CORRECTION Z:REMARKS CHANGE



PARTS CATALOGUE NEWS

Honda Motor Co., Ltd. Service Division

PARTS CATALOGUE - CORRECTED

Printed in Japan

CODE NO.	BOOKLET TYPE	13ZL80E5
	MICRO- FICHE	13ZL80EE/FE
PARTS CATALOGUE NEWS		GC135 GC160 GC160A GC135E GC160E
NEWS NO.		023

Block No.	Ref. No.	Note	Part No.	Description	Reqd. QTY					Serial No.	Parts catalogue code				
					GC 135	GC 160	GC 160A	GC 135E	GC 160E						
E-6	2	L	15625-ZE1-003	PACKING, OIL FILLER CAP	1	1	1	1	-	-----	-----	DEAF, DHAF, MEA2, MHA2, PHA, PHC, PHD, PHU, PXA, PXC PXD, PXU, QBC, QEA, QEAF, QEA2, QFC, QFJ, QHA, QHAF QHAJ, QHA1, QHA2, QHC, QHC1, QHE, QHEB, QHEP, QHET QHE1, QHE2, QHE3, QHE4, QHE5, QHM, QHP7, QHU, QHU1, SHE SHE1, SHE2, SHE3, SHE4, SHE5, SHE6, SHJ, SHJ1, SHJ4 VHA, VHC, VHE, VHJ, VHU, VX, VXA, VXC, VXD, VXE, VXJ VXP4, VXP5, VXU, WHE, WHJ, WME1			
					2	2	2	2	-	-----	-----	QDE, WKT2, WME2, WXE, WXJ			
					-	-	-	-	1	-----	1132609	QHA, QHE, QHEB, QHEP, QHET, QHE1, QHE2, QHE4, QHE5 QHP7, SHE, SHE1, SHE6, SHJ, VXA, VXE, WHJ			
	3	L	15650-ZL8-013	GAUGE ASSY., OIL LEVEL	-	-	-	-	2	-----	1132609	WKT2			
					T	15625-Z2L-801	-	-	1	1	1	-----	-----	QHL, QHP9, QHW, VXE9
					-	-	-	-	1	1132610	-----	QHA, QHE, QHEB, QHEP, QHET, QHE1, QHE2, QHE4, QHE5 QHP7, SHE, SHE1, SHE6, SHJ, VXA, VXE, WHJ			
-	-	-	-	2	1132610	-----	WKT2								
1	1	2	1	-	-----	-----	QDE, QHP7								

NOTE A:PART NO. CHANGE D:NEWLY PROVIDED E:PART NO. DELETION K:REQUIRED NO. CORRECTION L:APPLICATION SERIAL NO. CORRECTION
T:APPLICATION CORRECTION Z:REMARKS CHANGE

PARTS CATALOGUE NEWS

BOOKNo. : 13ZL80E5

Block No.	Ref. No.	Note	Part No.	Description	Reqd. QTY					Serial No.	Parts catalogue code	
					GC 135	GC 160	GC 160A	GC 135E	GC 160E			
					1	-	-	-	-	1245480	-----	PHA, PXC, QFC, QFJ, QHA, QHA1, QHC, QHC1, QHE, QHEB, QHEP, QHE1, QHE2, QHE3, QHE5, QHU, SHE, SHE1, SHE6, SHJ, SHJ1, SHJ4, VHC, VHE, VHJ, VXA, VXC, VXE, VXP4, VXP5, VXU, WHE, WHJ, WME1
					2	-	-	-	-	1245480	-----	WKT2, WME2, WXE, WXJ
					-	1	-	-	-	1805026	-----	PHA, PXU, QBC, QFC, QHA, QHAJ, QHA1, QHA2, QHC, QHE, QHEB, QHEP, QHET, QHE1, QHE2, QHE3, QHE4, QHE5, QHM, QHU, SHE, SHE1, SHE6, SHJ, VHA, VHE, VHJ, VX, VXA, VXC, VXE, VXJ, VXU, WHE, WHJ, WME1
					-	2	-	-	-	1805026	-----	WKT2, WME2, WXE
					-	-	1	1	-	-----	-----	DEAF, DHAF, MEA2, MHA2, PHA, PXU, QBC, QEA, QEAF, QEA2, QFC, QFJ, QHA, QHAF, QHAJ, QHA1, QHA2, QHC, QHE, QHEB, QHEP, QHET, QHE1, QHE2, QHE4, QHE5, QHU, SHE, SHE1, SHE6, SHJ, SHJ1, SHJ4, VHA, VXA, VXC, VXE, VXP5, VXU, WHJ
					-	-	-	2	-	-----	-----	WKT2
					-	-	-	-	1	-----	1132609	QHA, QHE, QHEB, QHEP, QHET, QHE1, QHE2, QHE4, QHE5, QHP7, SHE, SHE1, SHE6, SHJ, VXA, VXE, WHJ
					-	-	-	-	2	-----	1132609	WKT2
		T	15650-Z2L-801	-	-	1	1	1	-----	-----	QHL, QHP9, QHW, VXE9
					-	-	-	-	1	-----	1132610	QHA, QHE, QHEB, QHEP, QHET, QHE1, QHE2, QHE4, QHE5, QHP7, SHE, SHE1, SHE6, SHJ, VXA, VXE, WHJ
					-	-	-	-	2	-----	1132610	WKT2
E-8	1	L	13010-ZL8-003	RING SET, PISTON (RIKEN)	1	1	-	-	-	-----	-----	DEAF, MEA2, QEA, QEAF, QEA2, QFJ, QHP7, SHJ, SHJ1, SHJ4, VXP5, WHJ, WKT2
					-	-	1	1	-	-----	1029006	DHAF, MHA2, PHA, PXU, QBC, QDE, QFC, QHA, QHAF, QHAJ, QHA1, QHA2, QHC, QHE, QHEB, QHEP, QHET, QHE1, QHE2, QHE4, QHE5, QHU, SHE, SHE1, SHE6, VHA, VXA, VXC, VXE, VXU
					-	-	-	1	-	-----	-----	QHA, QHE, QHEB, QHEP, QHE1, QHE2, QHE5, QHU, SHE, SHE1, SHE6, VXE, VXU
					-	-	-	-	1	-----	1147457	QHA, QHE, QHEB, QHEP, QHET, QHE1, QHE2, QHE4, QHE5, QHP7, SHE, SHE1, SHE6, SHJ, VXA, VXE, WHJ, WKT2

NOTE A:PART NO. CHANGE D:NEWLY PROVIDED E:PART NO.DELETION K:REQUIRED NO. CORRECTION L:APPLICATION SERIAL NO. CORRECTION
T:APPLICATION CORRECTION Z:REMARKS CHANGE

PARTS CATALOGUE NEWS

BOOKNo. : 13ZL80E5

Block No.	Ref. No.	Note	Part No.	Description	Reqd. QTY					Serial No.	Parts catalogue code	
					GC 135	GC 160	GC 160A	GC 135E	GC 160E			
		L	13010-ZL8-024	RING SET, PISTON (TEIKOKU) ...	1	1	-	1	-	-----	-----	PHA, PXA, PXC, PXU, QBC, QFC, QFJ, QHA, QHAJ, QHA1, QHC QHC1, QHE, QHEB, QHEP, QHET, QHE1, QHE2, QHE3, QHE5 QHP7, QHU, SHE, SHE1, SHE2, SHE6, SHJ, SHJ1, SHJ4, VHA VHC, VHE, VHJ, VXA, VXC, VXE, VXJ, VXP4, VXP5, VXU, WHE WHJ, WKT2, WME1, WME2, WXE, WXJ
					-	1	1	-	-	-----	-----	DEAF, MEA2, PHC, QEA, QEAF, QEA2, QHM, VX
					-	1	-	-	-	-----	-----	QHA2, QHE4
					-	-	1	-	-	-----	1029006	DHAF, MHA2, PHA, PXU, QBC, QDE, QFC, QHA, QHAF, QHAJ QHA1, QHA2, QHC, QHE, QHEB, QHEP, QHET, QHE1, QHE2 QHE4, QHE5, QHU, SHE, SHE1, SHE6, VHA, VXA, VXC, VXE, VXU
					-	-	-	-	1	-----	1147457	QHA, QHE, QHEB, QHEP, QHET, QHE1, QHE2, QHE4, QHE5 QHP7, SHE, SHE1, SHE6, SHJ, VXA, VXE, WHJ, WKT2
		T	13010-ZOL-003	RING SET, PISTON (RIKEN)	-	-	1	1	1	-----	-----	QHL, QHP9, QHW, VXE9
					-	-	1	-	-	-----	1029007	DHAF, MHA2, PHA, PXU, QBC, QDE, QFC, QHA, QHAF, QHAJ QHA1, QHA2, QHC, QHE, QHEB, QHEP, QHET, QHE1, QHE2 QHE4, QHE5, QHU, SHE, SHE1, SHE6, VHA, VXA, VXC, VXE, VXU
					-	-	-	-	1	-----	1147458	QHA, QHE, QHEB, QHEP, QHET, QHE1, QHE2, QHE4, QHE5 QHP7, SHE, SHE1, SHE6, SHJ, VXA, VXE, WHJ, WKT2
		T	13010-ZOL-004	RING SET, PISTON (TEIKOKU) ...	-	-	1	1	1	-----	-----	QHL, QHP9, QHW, VXE9
					-	-	1	-	-	-----	1029007	DHAF, MHA2, PHA, PXU, QBC, QDE, QFC, QHA, QHAF, QHAJ QHA1, QHA2, QHC, QHE, QHEB, QHEP, QHET, QHE1, QHE2 QHE4, QHE5, QHU, SHE, SHE1, SHE6, VHA, VXA, VXC, VXE, VXU
					-	-	-	-	1	-----	1147458	QHA, QHE, QHEB, QHEP, QHET, QHE1, QHE2, QHE4, QHE5 QHP7, SHE, SHE1, SHE6, SHJ, VXA, VXE, WHJ, WKT2
	2	L	13101-ZL8-000	PISTON	1	1	-	-	-	-----	-----	DEAF, MEA2, QEA, QEAF, QEA2, QFJ, QHP7, SHJ, SHJ1, SHJ4 VXP5, WHJ, WKT2
					-	-	1	1	-	-----	1029006	DHAF, MHA2, PHA, PXU, QBC, QDE, QFC, QHA, QHAF, QHAJ QHA1, QHA2, QHC, QHE, QHEB, QHEP, QHET, QHE1, QHE2 QHE4, QHE5, QHU, SHE, SHE1, SHE6, VHA, VXA, VXC, VXE, VXU
					-	-	-	1	-	-----	-----	QHA, QHE, QHEB, QHEP, QHE1, QHE2, QHE5, QHU, SHE, SHE1 SHE6, VXE, VXU

NOTE A:PART NO. CHANGE D:NEWLY PROVIDED E:PART NO.DELETION K:REQUIRED NO. CORRECTION L:APPLICATION SERIAL NO. CORRECTION
T:APPLICATION CORRECTION Z:REMARKS CHANGE

PARTS CATALOGUE NEWS

BOOKNo. : 13ZL80E5

Block No.	Ref. No.	Note	Part No.	Description	Reqd. QTY					Serial No.	Parts catalogue code
					GC 135	GC 160	GC 160A	GC 135E	GC 160E		
					-	-	-	-	1	----- 1147457	QHA, QHE, QHEB, QHEP, QHET, QHE1, QHE2, QHE4, QHE5 QHP7, SHE, SHE1, SHE6, SHJ, VXA, VXE, WHJ, WKT2
		T	13101-Z2A-000	-	-	1	1	1	-----	QHL, QHP9, QHW, VXE9
					-	-	1	-	-	1029007	DHAF, MHA2, PHA, PXU, QBC, QDE, QFC, QHA, QHAF, QHAJ QHA1, QHA2, QHC, QHE, QHEB, QHEP, QHET, QHE1, QHE2 QHE4, QHE5, QHU, SHE, SHE1, SHE6, VHA, VXA, VXC, VXE, VXU
					-	-	-	-	1	1147458	QHA, QHE, QHEB, QHEP, QHET, QHE1, QHE2, QHE4, QHE5 QHP7, SHE, SHE1, SHE6, SHJ, VXA, VXE, WHJ, WKT2
E-14	8	L	16100-ZL9-802	CARBURETOR ASSY. (BB63B B) ...	1	-	-	-	-	-----	QFC, QFJ, QHP7, SHJ4, VXP4, VXP5, WKT2, WME2
					1	-	-	-	-	1054665	PHA, PHC, PXA, PXC, QHA, QHA1, QHA2, QHC, QHC1, VHA, VHC VXA, VXC
					1	-	-	-	-	1122154	PHD, PHU, PXD, PXU, QHE, QHEB, QHEP, QHE1, QHE2, QHE3 QHE4, QHE5, QHU, QHU1, SHE, SHE1, SHE2, SHE3, SHE4 SHE5, SHE6, SHJ, SHJ1, VHE, VHJ, VHU, VXD, VXE, VXJ, VXU WHE, WHJ, WME1, WXE, WXJ
					-	-	-	1	-	1057722	QFJ, QHA, QHE, QHEB, QHEP, QHE1, QHE2, QHE5, QHP7, QHU SHE, SHE1, SHE6, SHJ, SHJ1, SHJ4, VXE, VXP5, VXU, WHJ WKT2
		T	16100-ZL8-802	CARBURETOR ASSY. (BB61B C) ...	-	1	-	-	-	-----	QBC, QFC, QHAJ, QHM, QHP7, WKT2, WME2
					-	1	-	-	-	1125914	PHA, PHC, PXA, PXC, QHA, QHA1, QHA2, QHC, QHC1, VHA, VHC VXA, VXC
					-	1	-	-	-	1468999	PHD, PHU, PXD, PXU, QHE, QHEB, QHEP, QHET, QHE1, QHE2 QHE3, QHE4, QHE5, QHU, QHU1, SHE, SHE1, SHE3, SHE4 SHE5, SHE6, SHJ, SHJ1, VHE, VHJ, VHU, VX, VXE, VXJ, VXU WHE, WHJ, WME1, WXE, WXJ
					-	-	1	-	-	2893263	DHAF, MHA2, PHA, PXU, QBC, QDE, QFC, QHA, QHAF, QHAJ QHA1, QHA2, QHC, QHE, QHEB, QHEP, QHET, QHE1, QHE2 QHE4, QHE5, QHU, SHE, SHE1, SHE6, VHA, VXA, VXC, VXE, VXU
		T	16100-ZL9-803	CARBURETOR ASSY. (BB63B C) ...	-	-	-	1	-	-----	QHP9, QHW
					-	-	-	1	-	1057723	QFJ, QHA, QHE, QHEB, QHEP, QHE1, QHE2, QHE5, QHP7, QHU SHE, SHE1, SHE6, SHJ, SHJ1, SHJ4, VXE, VXP5, VXU, WHJ WKT2
		T	16100-ZL8-803	CARBURETOR ASSY. (BB61B D) ...	-	-	1	-	1	-----	DEAF, MEA2, QEA, QEAF, QEA2, QHL, QHP7, SHJ, VXE9, WHJ

NOTE A:PART NO. CHANGE D:NEWLY PROVIDED E:PART NO. DELETION K:REQUIRED NO. CORRECTION L:APPLICATION SERIAL NO. CORRECTION
T:APPLICATION CORRECTION Z:REMARKS CHANGE

PARTS CATALOGUE NEWS

BOOKNo. : 13ZL80E5

Block No.	Ref. No.	Note	Part No.	Description	Reqd. QTY					Serial No.	Parts catalogue code	
					GC 135	GC 160	GC 160A	GC 135E	GC 160E			
					-	-	1	-	-	2893264	-----	DHAF, MHA2, PHA, PXU, QBC, QDE, QFC, QHA, QHAF, QHAJ QHA1, QHA2, QHC, QHE, QHEB, QHEP, QHET, QHE1, QHE2 QHE4, QHE5, QHU, SHE, SHE1, SHE6, VHA, VXA, VXC, VXE, VXU
					-	-	-	-	1	-----	-----	QHE, QHEB, QHEP, QHET, QHE1, QHE2, QHE4, QHE5, SHE SHE1, SHE6, VXE
					-	-	-	-	1	-----	1142745	QHA, VXA, WKT2
		A	16100-Z0J-003	CARBURETOR ASSY. (BB61J A) ...	-	-	-	-	1	1142746	-----	QHA, VXA, WKT2
E-16	2	T	18321-ZL8-A00	PROTECTOR, MUFFLER (BLACK) ...	1	1	-	1	1	-----	-----	QHEB
		D	18321-ZOL-J00	PROTECTOR, MUFFLER	-	-	1	-	-	-----	-----	QHEB
E-17	12	L	17702-ZL8-000	TUBE, FUEL	1	1	1	1	1	-----	-----	DEAF, PHC, PHD, PHU, PXA, PXC, PXD, PXU, QEA, QEAF, QFJ QHC1, QHE, QHE1, QHE2, QHE3, QHL, QHU, QHU1, QHW, SHE SHE1, SHE3, SHE4, SHJ, SHJ1, SHJ4, VHC, VHE, VHJ, VHU VX, VXD, VXE, VXE9, VXJ, VXU, WHE, WHJ, WME1, WME2, WXE WXJ
					1	1	-	1	-	-----	-----	PHA, QBC, QFC, QHA, QHAJ, QHA1, QHC, VHA, VXA, VXC, WKT2
					-	-	1	-	-	-----	3325757	DHAF, PHA, QBC, QDE, QFC, QHA, QHAF, QHAJ, QHA1, QHC VHA, VXA, VXC
					-	-	-	-	1	-----	1142745	QHA, VXA, WKT2
		T	17702-Z0J-003	TUBE, FUEL (FKM)	-	-	1	-	-	3325758	-----	DHAF, PHA, QBC, QDE, QFC, QHA, QHAF, QHAJ, QHA1, QHC VHA, VXA, VXC
					-	-	-	-	1	1142746	-----	QHA, VXA, WKT2
	23	L	95002-02080	CLIP, TUBE (B8)	1	1	1	1	1	-----	-----	DEAF, PHC, PHD, PHU, PXA, PXC, PXD, PXU, QEA, QEAF, QFJ QHC1, QHE, QHE1, QHE2, QHE3, QHL, QHU, QHU1, QHW, SHE SHE1, SHE3, SHE4, SHJ, SHJ1, SHJ4, VHC, VHE, VHJ, VHU VX, VXD, VXE, VXE9, VXJ, VXU, WHE, WHJ, WME1, WME2, WXE WXJ
					1	1	-	1	-	-----	-----	PHA, QBC, QFC, QHA, QHAJ, QHA1, QHC, VHA, VXA, VXC, WKT2
					3	3	3	3	3	-----	-----	MEA2, MHA2, QEA2, QHA2, QHEB, QHEP, QHET, QHE4, QHE5 QHM, QHP7, QHP9, SHE2, SHE5, SHE6
					-	-	1	-	-	-----	3325757	DHAF, PHA, QBC, QDE, QFC, QHA, QHAF, QHAJ, QHA1, QHC VHA, VXA, VXC
					-	-	-	-	1	-----	1142745	QHA, VXA, WKT2

NOTE A:PART NO. CHANGE D:NEWLY PROVIDED E:PART NO. DELETION K:REQUIRED NO. CORRECTION L:APPLICATION SERIAL NO. CORRECTION
T:APPLICATION CORRECTION Z:REMARKS CHANGE

PARTS CATALOGUE NEWS

BOOKNo. : 13ZL80E5

Block No.	Ref. No.	Note	Part No.	Description	Reqd. QTY					Serial No.	Parts catalogue code	
					GC 135	GC 160	GC 160A	GC 135E	GC 160E			
	25	L	95002-50000	CLIP, TUBE (C9)	1	-	1	1	1	-----	-----	DEAF, MEA2, MHA2, PHC, PHD, PHU, PXA, PXC, PXD, PXU, QEA, QEAF, QEA2, QFJ, QHA2, QHC1, QHE, QHEB, QHEP, QHET, QHE1, QHE2, QHE3, QHE4, QHE5, QHL, QHP7, QHP9, QHU, QHU1, QHW, SHE, SHE1, DHE2, SHE3, SHE4, SHE5, SHE6, SHJ, SHJ1, SHJ4, VHC, VHE, VHJ, VHU, VXD, VXE, VXE9, VXJ, VXU, WHE, WHJ, WME1, WME2, WXE, WXJ
					1	-	-	1	-	-----	-----	PHA, QFC, QHA, QHA1, QHC, VHA, VXA, VXC, WKT2
					-	1	-	-	-			
					-	-	1	-	-	-----	3325757	DHAF, PHA, QBC, QDE, QFC, QHA, QHAF, QHAJ, QHA1, QHC, VHA, VXA, VXC
					-	-	-	-	1	-----	1142745	QHA, VXA, WKT2
	31	T	95002-40800-08	CLAMP, TUBE (D8)	-	-	1	-	-	-----	3325758	DHAF, PHA, QBC, QDE, QFC, QHA, QHAF, QHAJ, QHA1, QHC, VHA, VXA, VXC
					-	-	-	-	1	-----	1142746	QHA, VXA, WKT2
	32	T	95002-40850-08	CLAMP, TUBE (D8.5)	-	-	1	-	-	-----	3325758	DHAF, PHA, QBC, QDE, QFC, QHA, QHAF, QHAJ, QHA1, QHC, VHA, VXA, VXC
					-	-	-	-	1	-----	1142746	QHA, VXA, WKT2
E-28	12	T	87135-ZE2-020	LABEL, E-SPEC (15.5X27.5)	1	-	-	-	-	-----	1268053	QFJ, QHE, QHEB, QHEP, QHE1, QHE2, QHE3, QHE5, QHP7, QHU, SHE, SHE1, SHE6, SHJ, SHJ1, SHJ4, VHE, VHJ, VXE, VXP4, VXU, WHE, WHJ, WME1, WXE, WXJ
					-	1	-	1	1	-----	-----	QHP7
					-	1	-	-	-	-----	1842428	PXU, QHE, QHEB, QHEP, QHET, QHE1, QHE2, QHE3, QHE4, QHE5, QHM, QHU, SHE, SHE1, SHE6, SHJ, VHE, VHJ, VX, VXE, VXJ, VXU, WHE, WHJ, WME1, WXE
					-	-	1	1	1	-----	-----	PXU, QFJ, QHU, SHJ, SHJ1, SHJ4, VXU, WHJ
					-	-	-	1	1	-----	-----	QHE, QHEB, QHEP, QHET, QHE1, QHE2, QHE4, QHE5, SHE, SHE1, SHE6, VXE
	15	D	87114-ZH7-821	LABEL, WARNING (NOT CERTIFIED FOR SALE)	-	-	-	-	1	-----	1142746	QHA, VXA, WKT2

NOTE A:PART NO. CHANGE D:NEWLY PROVIDED E:PART NO.DELETION K:REQUIRED NO. CORRECTION L:APPLICATION SERIAL NO. CORRECTION
T:APPLICATION CORRECTION Z:REMARKS CHANGE



PARTS CATALOGUE NEWS

Honda Motor Co., Ltd. Service Division

PARTS CATALOGUE - CORRECTED

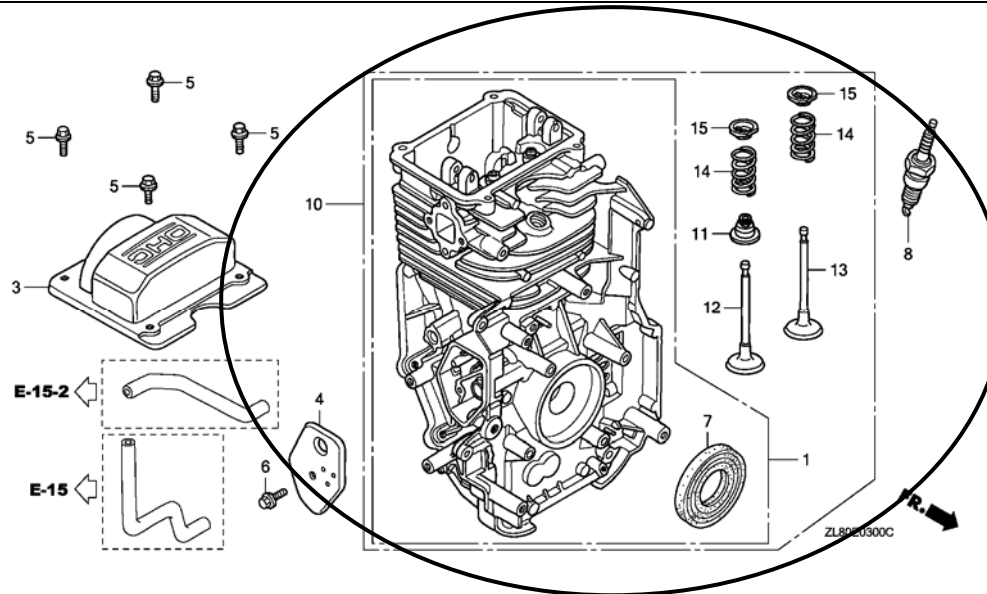
Printed in Japan

CODE NO.	BOOKLET TYPE	13ZL80E5
	MICRO-FICHE	13ZL80EE/FE
PARTS CATALOGUE NEWS		GC135 GC160 GC160A GC135E GC160E
NEWS NO.		024

Block No.	Ref. No.	Note	Part No.	Description	Reqd. QTY	Serial No.	Parts catalogue code
					GC 135 GC 160 GC 160A GC 135E GC 160E		

E-3 CYLINDER BARREL

Service Item	F. R. T.
SEAL, VALVE STEM.....	1.2
VALVE, EX.....	1.3
(ADD 0.1 FOR EACH.)	
VALVE, IN.	
(ADD 0.1 FOR EACH.)	



E-3	10	D	12000-ZL8-425	BARREL ASSY., CYLINDER	-	1	-	-	1
-----	----	---	---------------	------------------------------	---	---	---	---	---

NOTE A:PART NO. CHANGE D:NEWLY PROVIDED E:PART NO.DELETION K:REQUIRED NO. CORRECTION L:APPLICATION SERIAL NO. CORRECTION
T:APPLICATION CORRECTION Z:REMARKS CHANGE

PARTS CATALOGUE NEWS

BOOKNo. : 13ZL80E5

Block No.	Ref. No.	Note	Part No.	Description	Reqd. QTY					Serial No.	Parts catalogue code	
					GC 135	GC 160	GC 160A	GC 135E	GC 160E			
					-	-	1	-	-	-----	-----	DHAF, MHA2, PHA, PXU, QBC, QDE, QFC, QHA, QHAF, QHAJ QHA1, QHA2, QHC, QHE, QHEB, QHEP, QHET, QHE1, QHE2 QHE4, QHE5, QHL, QHU, SHE, SHE1, SHE6, VHA, VXA, VXC VXE, VXU
		D	12000-ZL9-425	1	-	-	1	-			
	11	D	12209-ZM0-003	SEAL, VALVE STEM	1	1	-	-	-	-----	-----	QFJ, QHP7, SHJ4, VXP5
					1	-	-	-	-	-----	-----	QFC
					1	-	-	-	-	1191219	-----	PHA, PXA, PXC, PXU, QHA, QHA1, QHC, QHC1, QHE, QHEB QHEP, QHE1, QHE2, QHE3, QHE5, QHU, SHE, SHE1, SHE2 SHE6, SHJ, SHJ1, VHA, VHC, VHE, VHJ, VXA, VXC, VXE, VXJ VXP4, VXU, WHE, WHJ, WKT2, WME1, WME2, WXE, WXJ
					-	1	-	-	-	1758847	-----	PHA, PHC, PXA, PXC, PXU, QBC, QFC, QHA, QHAJ, QHA1, QHA2 QHC, QHC1, QHE, QHEB, QHEP, QHET, QHE1, QHE2, QHE3 QHE4, QHE5, QHM, QHU, SHE, SHE1, SHE6, SHJ, SHJ1, VHA VHC, VHE, VHJ, VX, VXA, VXC, VXE, VXJ, VXU, WHE, WHJ WKT2, WME1, WME2, WXE, WXJ
					-	-	1	1	1			
	12	D	14711-ZL8-000	VALVE, IN.	1	1	-	1	1			
					-	-	1	-	-	-----	-----	DEAF, MEA2, QEA, QEAF, QEA2
		D	14711-Z0J-000	-	-	1	1	-	-----	-----	DEAF, DHAF, MHA2, PHA, PXU, QBC, QDE, QEA, QEAF, QEA2 QFC, QHA, QHAF, QHAJ, QHA1, QHA2, QHC, QHET, QHE4, QHL VHA, VXA, VXC
					-	-	1	-	-	-----	-----	QHE, QHEB, QHEP, QHE1, QHE2, QHE5, QHU, SHE, SHE1, SHE6 VXE, VXU
	13	D	14721-ZL8-000	VALVE, EX.	1	1	1	1	1			
	14	D	14751-ZL8-000	SPRING, VALVE	2	2	2	2	2			
	15	D	14771-ZE1-000	RETAINER, IN. VALVE SPRING ...	2	2	-	2	2			
					-	-	2	-	-	-----	-----	DHAF, MHA2, PHA, PXU, QBC, QDE, QFC, QHA, QHAF, QHAJ QHA1, QHA2, QHC, QHE, QHEB, QHEP, QHET, QHE1, QHE2 QHE4, QHE5, QHU, SHE, SHE1, SHE6, VHA, VXA, VXE, VXU
		D	14771-Z0J-000	RETAINER, VALVE SPRING	-	-	2	-	-	-----	-----	DEAF, MEA2, QEA, QEAF, QEA2, QHL, VXC

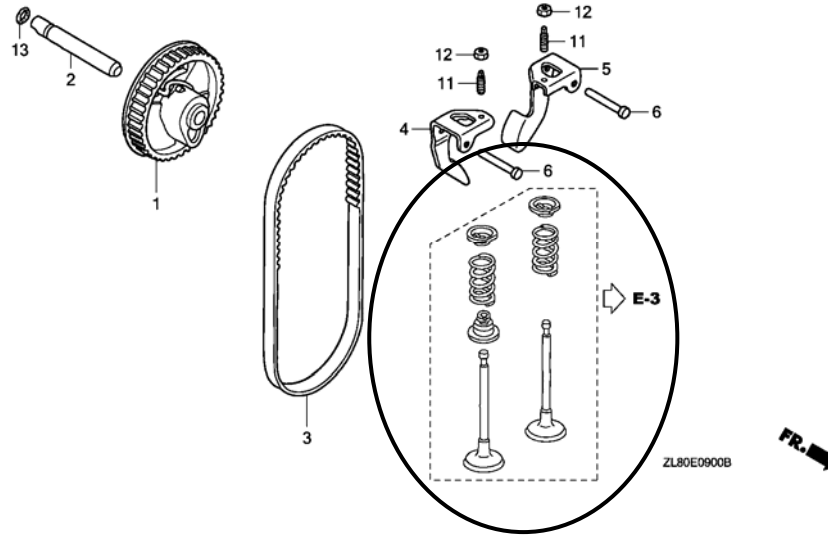
NOTE A:PART NO. CHANGE D:NEWLY PROVIDED E:PART NO.DELETION K:REQUIRED NO. CORRECTION L:APPLICATION SERIAL NO. CORRECTION
T:APPLICATION CORRECTION Z:REMARKS CHANGE

PARTS CATALOGUE NEWS

BOOKNo. : 13ZL80E5

Block No.	Ref. No.	Note	Part No.	Description	Reqd. QTY					Serial No.	Parts catalogue code
					GC 135	GC 160	GC 160A	GC 135E	GC 160E		

E-9 CAMSHAFT



E-9	7	E	14711-ZL8-000	*PARTS NO. DELETION
		E	14711-Z0J-000	*PARTS NO. DELETION
	8	E	14721-ZL8-000	*PARTS NO. DELETION
	9	E	14751-ZL8-000	*PARTS NO. DELETION
	10	E	14771-ZE1-000	*PARTS NO. DELETION
		E	14771-Z0J-000	*PARTS NO. DELETION
	14	E	12209-ZM0-003	*PARTS NO. DELETION

NOTE A:PART NO. CHANGE D:NEWLY PROVIDED E:PART NO.DELETION K:REQUIRED NO. CORRECTION L:APPLICATION SERIAL NO. CORRECTION
T:APPLICATION CORRECTION Z:REMARKS CHANGE



PARTS CATALOGUE NEWS

Honda Motor Co., Ltd. Service Division

PARTS CATALOGUE - CORRECTED

CODE NO.	BOOKLET TYPE	13ZL80E5
	MICRO-FICHE	13ZL80EE/FE
PARTS CATALOGUE NEWS		GC135
		GC160
		GC160A
		GC135E
		GC160E
NEWS NO.		025

PARTS NAME CORRECTED

Printed in Japan

Block No.	Ref. No.	Note	Part No.	Description	Reqd. QTY					Serial No.	Parts catalogue code
					GC 135	GC 160	GC 160A	GC 135E	GC 160E		
E-19	4	Z	31110-ZL9-003	FLYWHEEL COMP. (TEC) (USE FOR IGN. COIL OF TEC)	1	-	-	1	-	-----	PH A, PH C, PH D, PH U, P X A, P X C, P X D, P X U, Q F C, Q F J, Q H A Q H A 1, Q H A 2, Q H C, Q H C 1, Q H E, Q H E B, Q H E P, Q H E 1, Q H E 2 Q H E 3, Q H E 4, Q H E 5, Q H P 7, Q H P 9, Q H U, Q H U 1, Q H W, S H E, S H E 1 S H E 2, S H E 3, S H E 4, S H E 5, S H E 6, S H J, S H J 1, V H A, V H C, V H E V H J, V H U, V X A, V X C, V X D, V X E, V X J, V X P 4, V X P 5, V X U, W H E W H J, W K T 2, W M E 1, W M E 2, W X E, W X J
		Z	31110-ZL8-004	FLYWHEEL COMP. (TEC) (USE FOR IGN. COIL OF TEC)	-	1	-	-	-	-----	PH A, PH C, PH D, PH U, P X A, P X C, P X D, P X U, Q B C, Q F C, Q H A Q H A 1, Q H A 2, Q H C, Q H C 1, Q H E, Q H E B, Q H E P, Q H E T, Q H E 1 Q H E 2, Q H E 3, Q H E 4, Q H E 5, Q H M, Q H P 7, Q H U, Q H U 1, S H E, S H E 1 S H E 3, S H E 4, S H E 5, S H E 6, S H J, S H J 1, V H A, V H C, V H E, V H J V H U, V X, V X A, V X C, V X E, V X J, V X U, W H E, W H J, W K T 2, W M E 1 W M E 2, W X E, W X J
		Z	31110-Z0J-013	FLYWHEEL COMP. (PHELON) (USE FOR IGN. COIL OF PHELON)	-	-	1	-	-	-----	D H A F, M H A 2, P H A, P X U, Q B C, Q D E, Q F C, Q H A, Q H A F, Q H A 1 Q H A 2, Q H C, Q H E, Q H E B, Q H E P, Q H E T, Q H E 1, Q H E 2, Q H E 4 Q H E 5, Q H L, Q H U, S H E, S H E 1, S H E 6, V H A, V X A, V X C, V X E, V X U
	12	Z	31110-Z0L-831	FLYWHEEL COMP. (PHELON) (USE FOR IGN. COIL OF PHELON)	-	-	1	-	-	-----	D E A F, M E A 2, Q E A, Q E A F, Q E A 2

NOTE A:PART NO. CHANGE D:NEWLY PROVIDED E:PART NO. DELETION K:REQUIRED NO. CORRECTION L:APPLICATION SERIAL NO. CORRECTION
T:APPLICATION CORRECTION Z:REMARKS CHANGE



PARTS CATALOGUE NEWS

Honda Motor Co., Ltd. Service Division

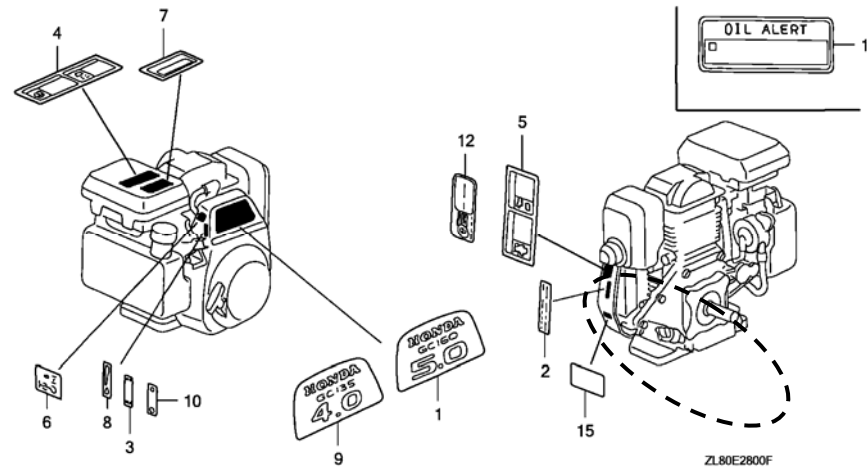
PARTS CATALOGUE - CORRECTED

Printed in Japan

CODE NO.	BOOKLET TYPE	13ZL80E5
	MICRO-FICHE	13ZL80EE/FE
PARTS CATALOGUE NEWS		GC135 GC160 GC160A GC135E GC160E
NEWS NO.		026

Block No.	Ref. No.	Note	Part No.	Description	Reqd. QTY	Serial No.	Parts catalogue code
					GC 135 GC 160 GC 160A GC 135E GC 160E		

E-28 LABEL



E-28 14 E 87637-ZM3-800 *PARTS NO. DELETION

NOTE A:PART NO. CHANGE D:NEWLY PROVIDED E:PART NO.DELETION K:REQUIRED NO. CORRECTION L:APPLICATION SERIAL NO. CORRECTION
T:APPLICATION CORRECTION Z:REMARKS CHANGE



PARTS CATALOGUE NEWS

Honda Motor Co., Ltd. Service Division

PARTS CATALOGUE - CORRECTED

Printed in Japan

CODE NO.	BOOKLET TYPE	13ZL80E5
	MICRO-FICHE	13ZL80EE/FE
PARTS CATALOGUE NEWS	GC135 GC160 GC160A GC135E GC160E	
NEWS NO.		027

Block No.	Ref. No.	Note	Part No.	Description	Reqd. QTY					Serial No.	Parts catalogue code	
					GC 135	GC 160	GC 160A	GC 135E	GC 160E			
E-8	1	T	13010-ZL8-003	RING SET, PISTON (RIKEN)	1	1	-	-	-			
					-	-	1	-	-	-----	1029006	DHAF, MHA2, PHA, PXU, QBC, QDE, QFC, QHA, QHAF, QHAJ QHA1, QHA2, QHC, QHE, QHEB, QHEP, QHET, QHE1, QHE2 QHE4, QHE5, QHU, SHE, SHE1, SHE6, VHA, VXA, VXC, VXE, VXU
					-	-	-	1	-	-----	-----	QFJ, QHA, QHE, QHEB, QHEP, QHE1, QHE2, QHE5, QHP7, QHU SHE, SHE1, SHE6, SHJ, SHJ1, SHJ4, VXE, VXP5, VXU, WHJ WKT2
					-	-	-	-	1	-----	1147457	QHA, QHE, QHEB, QHEP, QHET, QHE1, QHE2, QHE4, QHE5 QHP7, SHE, SHE1, SHE6, SHJ, VXA, VXE, WHJ, WKT2
		T	13010-ZL8-024	RING SET, PISTON (TEIKOKU) . . .	1	1	-	1	-	-----	-----	PHA, PXA, PXC, PXU, QBC, QFC, QFJ, QHA, QHAJ, QHA1, QHC QHC1, QHE, QHEB, QHEP, QHET, QHE1, QHE2, QHE3, QHE5 QHM, QHP7, QHU, SHE, SHE1, SHE2, SHE6, SHJ, SHJ1, SHJ4 VHA, VHC, VHE, VHJ, VX, VXA, VXC, VXE, VXJ, VXP4, VXP5 VXU, WHE, WHJ, WKT2, WME1, WME2, WXE, WXJ
					-	1	-	-	-	-----	-----	PHC, QHA2, QHE4
					-	-	1	-	-	-----	1029006	DHAF, MHA2, PHA, PXU, QBC, QDE, QFC, QHA, QHAF, QHAJ QHA1, QHA2, QHC, QHE, QHEB, QHEP, QHET, QHE1, QHE2 QHE4, QHE5, QHU, SHE, SHE1, SHE6, VHA, VXA, VXC, VXE, VXU

NOTE A:PART NO. CHANGE D:NEWLY PROVIDED E:PART NO. DELETION K:REQUIRED NO. CORRECTION L:APPLICATION SERIAL NO. CORRECTION
T:APPLICATION CORRECTION Z:REMARKS CHANGE

PARTS CATALOGUE NEWS

BOOKNo. : 13ZL80E5

Block No.	Ref. No.	Note	Part No.	Description	Reqd. QTY					Serial No.	Parts catalogue code
					GC 135	GC 160	GC 160A	GC 135E	GC 160E		
					-	-	-	-	1	----- 1147457	QHA, QHE, QHEB, QHEP, QHET, QHE1, QHE2, QHE4, QHE5 QHP7, SHE, SHE1, SHE6, SHJ, VXA, VXE, WHJ, WKT2
		T	13010-ZOL-003	RING SET, PISTON (RIKEN)	-	-	1	1	1	-----	DEAF, MEA2, QEA, QEAF, QEA2, QHL, QHP9, QHW, VXE9
					-	-	1	-	-	1029007	DHAF, MHA2, PHA, PXU, QBC, QDE, QFC, QHA, QHAF, QHAJ QHA1, QHA2, QHC, QHE, QHEB, QHEP, QHET, QHE1, QHE2 QHE4, QHE5, QHU, SHE, SHE1, SHE6, VHA, VXA, VXC, VXE, VXU
					-	-	-	-	1	1147458	QHA, QHE, QHEB, QHEP, QHET, QHE1, QHE2, QHE4, QHE5 QHP7, SHE, SHE1, SHE6, SHJ, VXA, VXE, WHJ, WKT2
		T	13010-ZOL-004	RING SET, PISTON (STD.) (TEIKOKU)	-	-	1	1	1	-----	DEAF, MEA2, QEA, QEAF, QEA2, QHL, QHP9, QHW, VXE9
					-	-	1	-	-	1029007	DHAF, MHA2, PHA, PXU, QBC, QDE, QFC, QHA, QHAF, QHAJ QHA1, QHA2, QHC, QHE, QHEB, QHEP, QHET, QHE1, QHE2 QHE4, QHE5, QHU, SHE, SHE1, SHE6, VHA, VXA, VXC, VXE, VXU
					-	-	-	-	1	1147458	QHA, QHE, QHEB, QHEP, QHET, QHE1, QHE2, QHE4, QHE5 QHP7, SHE, SHE1, SHE6, SHJ, VXA, VXE, WHJ, WKT2
		2 T	13101-ZL8-000	PISTON	1	1	-	-	-		
					-	-	1	-	-	----- 1029006	DHAF, MHA2, PHA, PXU, QBC, QDE, QFC, QHA, QHAF, QHAJ QHA1, QHA2, QHC, QHE, QHEB, QHEP, QHET, QHE1, QHE2 QHE4, QHE5, QHU, SHE, SHE1, SHE6, VHA, VXA, VXC, VXE, VXU
					-	-	-	1	-	-----	QFJ, QHA, QHE, QHEB, QHEP, QHE1, QHE2, QHE5, QHP7, QHU SHE, SHE1, SHE6, SHJ, SHJ1, SHJ4, VXE, VXP5, VXU, WHJ WKT2
					-	-	-	-	1	----- 1147457	QHA, QHE, QHEB, QHEP, QHET, QHE1, QHE2, QHE4, QHE5 QHP7, SHE, SHE1, SHE6, SHJ, VXA, VXE, WHJ, WKT2
		T	13101-Z2A-000	-	-	1	1	1	-----	DEAF, MEA2, QEA, QEAF, QEA2, QHL, QHP9, QHW, VXE9
					-	-	1	-	-	1029007	DHAF, MHA2, PHA, PXU, QBC, QDE, QFC, QHA, QHAF, QHAJ QHA1, QHA2, QHC, QHE, QHEB, QHEP, QHET, QHE1, QHE2 QHE4, QHE5, QHU, SHE, SHE1, SHE6, VHA, VXA, VXC, VXE, VXU
					-	-	-	-	1	1147458	QHA, QHE, QHEB, QHEP, QHET, QHE1, QHE2, QHE4, QHE5 QHP7, SHE, SHE1, SHE6, SHJ, VXA, VXE, WHJ, WKT2

NOTE A:PART NO. CHANGE D:NEWLY PROVIDED E:PART NO.DELETION K:REQUIRED NO. CORRECTION L:APPLICATION SERIAL NO. CORRECTION
T:APPLICATION CORRECTION Z:REMARKS CHANGE



PARTS CATALOGUE NEWS

Honda Motor Co., Ltd. Service Division

PARTS CATALOGUE - CORRECTED

Printed in Japan

CODE NO.	BOOKLET TYPE	13ZL80E5
	MICRO-FICHE	13ZL80EE/FE
PARTS CATALOGUE NEWS		GC135 GC160 GC160A GC135E GC160E
NEWS NO.		028

Block No.	Ref. No.	Note	Part No.	Description	Reqd. QTY					Serial No.	Parts catalogue code		
					GC 135	GC 160	GC 160A	GC 135E	GC 160E				
E-3	1	T	12000-ZL9-415	BARREL ASSY., CYLINDER	1	-	-	-	-	-----	-----	QFC, QFJ, QHP7, SHJ4, VXP4, VXP5, WKT2	
					1	-	-	-	-	1075750	-----	PHA, PXA, PXC, PXU, QHA, QHA1, QHC, QHC1, QHE, QHEB, QHEP, QHE1, QHE2, QHE3, QHE5, QHU, SHE, SHE1, SHE2, SHE6, SHJ, SHJ1, VHA, VHC, VHE, VHJ, VXA, VXC, VXE, VXJ, VXU, WHE, WHJ, WME1, WME2, WXE, WXJ	
	-	-	-	1	-	-----	-----	QHEP					
	-	-	-	-	-	-----	-----	QBC, QFC, QHAJ, QHET, QHM, QHP7, WKT2					
		T	12000-ZL8-415	-	1	-	-	-----	-----	1212617	-----	PHA, PHC, PXA, PXC, PXU, QHA, QHA1, QHA2, QHC, QHC1, QHE, QHEB, QHEP, QHE1, QHE2, QHE3, QHE4, QHE5, QHU, SHE, SHE1, SHE6, SHJ, SHJ1, VHA, VHC, VHE, VHJ, VX, VXA, VXC, VXE, VXJ, VXU, WHE, WHJ, WME1, WME2, WXE, WXJ
					-	-	-	1	-	-----	-----	QHEP	
	10	T	12000-ZL8-425	BARREL ASSY., CYLINDER	-	-	1	-	1	-----	-----	DHAF, MHA2, PHA, PXU, QBC, QDE, QFC, QHA, QHAF, QHAJ, QHA1, QHA2, QHC, QHE, QHEB, QHET, QHE1, QHE2, QHE4, QHE5, QHL, QHP7, QHU, SHE, SHE1, SHE6, SHJ, VHA, VXA, VXC, VXE, VXE9, VXU, WHJ, WKT2	
					-	-	1	-	-	-----	-----	QHEP	

NOTE A:PART NO. CHANGE D:NEWLY PROVIDED E:PART NO. DELETION K:REQUIRED NO. CORRECTION L:APPLICATION SERIAL NO. CORRECTION
T:APPLICATION CORRECTION Z:REMARKS CHANGE

PARTS CATALOGUE NEWS

BOOKNo. : 13ZL80E5

Block No.	Ref. No.	Note	Part No.	Description	Reqd. QTY					Serial No.	Parts catalogue code
					GC 135	GC 160	GC 160A	GC 135E	GC 160E		
		T	12000-ZL9-425	-	-	-	1	-	-----	QFJ, QHA, QHE, QHEB, QHE1, QHE2, QHE5, QHP7, QHP9, QHU QHW, SHE, SHE1, SHE6, SHJ, SHJ1, SHJ4, VXE, VXP5, VXU WHJ, WKT2

NOTE A:PART NO. CHANGE D:NEWLY PROVIDED E:PART NO.DELETION K:REQUIRED NO. CORRECTION L:APPLICATION SERIAL NO. CORRECTION
T:APPLICATION CORRECTION Z:REMARKS CHANGE



PARTS CATALOGUE NEWS

Honda Motor Co., Ltd. Service Division

PARTS CATALOGUE - CORRECTED

Printed in Japan

CODE NO.	BOOKLET TYPE	13ZL80E5
	MICRO-FICHE	13ZL80EE/FE
PARTS CATALOGUE NEWS		GC135 GC160 GC160A GC135E GC160E
NEWS NO.		029

Block No.	Ref. No.	Note	Part No.	Description	Reqd. QTY					Serial No.	Parts catalogue code	
					GC 135	GC 160	GC 160A	GC 135E	GC 160E			
E-11	1	T	28400-ZL8-023ZC	STARTER ASSY., RECOIL *R280*..... POWER RED	-	-	1	1	-	-----	-----	DEAF, DHAF, MEA2, PXU, QEA, QEAF, QEA2, QFJ, QHE, QHEB, QHEP, QHE2, QHE5, QHP7, QHU, SHE, SHE1, SHE6, SHJ, SHJ1, SHJ4, VXC, VXE, VXP5, VXU, WHJ, WKT2
					-	-	-	1	-	-----	-----	QHA, QHE1
					-	-	-	-	1			
E-12	1	T	19611-ZL8-000ZC	COVER, FAN *R280*..... POWER RED	-	1	1	-	-	-----	-----	DHAF, QHP7
					-	1	-	-	-	1804974	-----	PHA, PXU, QHA, QHA1, QHA2, QHC, QHE, QHEB, QHEP, QHE1, QHE2, QHE3, QHE4, QHE5, QHU, SHE, SHE1, SHE6, SHJ, VHA, VHE, VHJ, VX, VXA, VXC, VXE, VXJ, VXU, WHE, WHJ, WXE
					-	-	1	-	-	-----	-----	PXU, QHE, QHEB, QHEP, QHE2, QHE5, QHU, SHE, SHE1, SHE6, VXC, VXE, VXU
					-	-	-	-	1			

NOTE A:PART NO. CHANGE D:NEWLY PROVIDED E:PART NO.DELETION K:REQUIRED NO. CORRECTION L:APPLICATION SERIAL NO. CORRECTION
T:APPLICATION CORRECTION Z:REMARKS CHANGE



PARTS CATALOGUE NEWS

Honda Motor Co., Ltd. Service Division

PARTS CATALOGUE - CORRECTED

Printed in Japan

CODE NO.	BOOKLET TYPE	13ZL80E5
	MICRO- FICHE	13ZL80EE/FE
PARTS CATALOGUE NEWS		GC135 GC160 GC160A GC135E GC160E
NEWS NO.		030

Block No.	Ref. No.	Note	Part No.	Description	Reqd. QTY					Serial No.	Parts catalogue code
					GC 135	GC 160	GC 160A	GC 135E	GC 160E		
E-15	5	T	17231-Z0J-020	COVER, AIR CLEANER	-	-	1	1	-	-----	DEAF, DHAF, MEA2, MHA2, PHA, QDE, QEA, QEAF, QEA2, QFC QFJ, QHAF, QHAJ, QHC, QHL, QHP7, QHP9, QHW, SHJ, SHJ1 SHJ4, VHA, VXC, WHJ, WKT2
					-	-	-	1	-	-----	QHA, QHE, QHEB, QHEP, QHE1, QHE2, QHE5, QHU, SHE, SHE1 SHE6, VXE, VXU
					-	-	-	-	1		
		E	17231-Z0L-030	*PARTS NO. DELETION							

NOTE A:PART NO. CHANGE D:NEWLY PROVIDED E:PART NO. DELETION K:REQUIRED NO. CORRECTION L:APPLICATION SERIAL NO. CORRECTION
T:APPLICATION CORRECTION Z:REMARKS CHANGE



PARTS CATALOGUE NEWS

Honda Motor Co., Ltd. Service Division

PARTS CATALOGUE - CORRECTED

Printed in Japan

CODE NO.	BOOKLET TYPE	13ZL80E5
	MICRO-FICHE	13ZL80EE/FE
PARTS CATALOGUE NEWS		GC135 GC160 GC160A GC135E GC160E
NEWS NO.		031

Block No.	Ref. No.	Note	Part No.	Description	Reqd. QTY					Serial No.	Parts catalogue code	
					GC 135	GC 160	GC 160A	GC 135E	GC 160E			
E-7	12	T	13310-Z0J-650	CRANKSHAFT COMP.	-	-	1	-	-	----- 3190676	DHAF	
			A	13310-Z0J-651	-	-	1	-	-	-----	DEAF
						-	-	1	-	-	3190677	-----
E-14	8	L	16100-ZL8-803	CARBURETOR ASSY. (BB61B D) ...	-	-	1	-	1	-----	-----	DEAF, MEA2, QEA, QEAF, QEA2, QHL, QHP7, SHJ, VXE9, WHJ
					-	-	1	-	-	2893264	-----	PXU, QHE, QHEB, QHEP, QHET, QHE1, QHE2, QHE4, QHE5, QHU SHE, SHE1, SHE6, VXE, VXU
					-	-	1	-	-	2893264	3325757	DHAF, MHA2, PHA, QBC, QDE, QFC, QHA, QHAF, QHAJ, QHA1 QHA2, QHC, VHA, VXA, VXC
					-	-	-	-	1	-----	-----	QHE, QHEB, QHEP, QHET, QHE1, QHE2, QHE4, QHE5, SHE SHE1, SHE6, VXE
					-	-	-	-	1	-----	1142745	QHA, VXA, WKT2
		T	16100-Z0J-003	CARBURETOR ASSY. (BB61J A) ...	-	-	1	-	-	3325758	-----	DHAF, MHA2, PHA, QBC, QDE, QFC, QHA, QHAF, QHAJ, QHA1 QHA2, QHC, VHA, VXA, VXC
					-	-	-	-	1	1142746	-----	QHA, VXA, WKT2

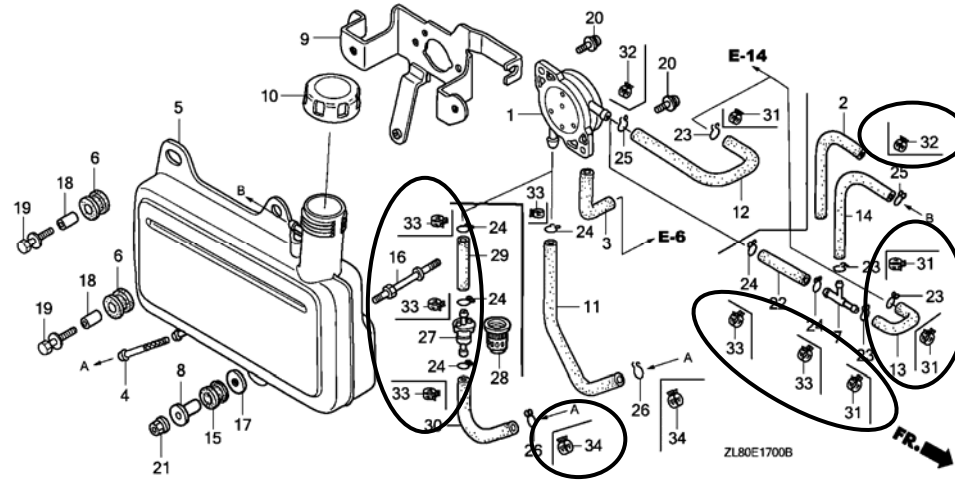
NOTE A:PART NO. CHANGE D:NEWLY PROVIDED E:PART NO. DELETION K:REQUIRED NO. CORRECTION L:APPLICATION SERIAL NO. CORRECTION
T:APPLICATION CORRECTION Z:REMARKS CHANGE

PARTS CATALOGUE NEWS

BOOKNo. : 13ZL80E5

Block No.	Ref. No.	Note	Part No.	Description	Reqd. QTY					Serial No.	Parts catalogue code
					GC 135	GC 160	GC 160A	GC 135E	GC 160E		

E-17 FUEL TANK/FUEL PUMP



E-17	1	L	16700-ZL8-013	PUMP ASSY., FUEL	1	1	-	-	-	-----	-----	QHP7	
						1	-	-	-	1257083	-----	PHA, PXC, QFC, QFJ, QHA, QHA1, QHC, QHC1, QHE, QHEB, QHEP, QHE1, QHE2, QHE3, QHE5, QHU, SHE, SHE1, SHE5, SHE6, SHJ, SHJ1, SHJ4, VHA, VHC, VHE, VHJ, VHU, VXA, VXC, VXE, VXP5, VXU, WHE, WHJ, WKT2, WME1, WME2, WXE, WXJ	
						-	1	-	-	1825179	-----	PHA, PXU, QBC, QFC, QHA, QHAJ, QHA1, QHA2, QHC, QHE, QHEB, QHEP, QHET, QHE1, QHE2, QHE3, QHE4, QHE5, QHM, QHU, SHE, SHE1, SHE6, SHJ, VHA, VHE, VHJ, VX, VXA, VXC, VXE, VXJ, VXU, WHE, WHJ, WKT2, WME1, WME2, WXE	
						-	-	-	1	-----	1116937	QFJ, QHA, QHE, QHEB, QHEP, QHE1, QHE2, QHE5, QHP7, QHP9, QHU, QHW, SHE, SHE1, SHE6, SHJ, SHJ1, SHJ4, VXE, VXU, WHJ, WKT2	
						-	-	-	1				
		T	16700-Z0J-003	-	-	-	1	-	-----	1116938	-----	QFJ, QHA, QHE, QHEB, QHEP, QHE1, QHE2, QHE5, QHP7, QHP9, QHU, QHW, SHE, SHE1, SHE6, SHJ, SHJ1, SHJ4, VXE, VXU, WHJ, WKT2

NOTE A:PART NO. CHANGE D:NEWLY PROVIDED E:PART NO.DELETION K:REQUIRED NO. CORRECTION L:APPLICATION SERIAL NO. CORRECTION
T:APPLICATION CORRECTION Z:REMARKS CHANGE

PARTS CATALOGUE NEWS

BOOKNo. : 13ZL80E5

Block No.	Ref. No.	Note	Part No.	Description	Reqd. QTY					Serial No.	Parts catalogue code	
					GC 135	GC 160	GC 160A	GC 135E	GC 160E			
		9	17561-ZL8-000	STAY A, FUEL TANK	-	1	-	-	1			
					-	-	1	-	-	-----	DEAF, MEA2, QEA, QEAF, QEA2	
					-	-	1	-	-	-----	3363961 DHAF, MHA2, PHA, PXU, QBC, QDE, QFC, QHA, QHAF, QHAJ QHA1, QHA2, QHC, QHE, QHEB, QHEP, QHET, QHE1, QHE2 QHE4, QHE5, QHL, QHU, SHE, SHE1, SHE6, VHA, VXA, VXC VXE, VXU	
	A		17561-Z0J-000	-	-	1	-	-	3363962	DHAF, MHA2, PHA, PXU, QBC, QDE, QFC, QHA, QHAF, QHAJ QHA1, QHA2, QHC, QHE, QHEB, QHEP, QHET, QHE1, QHE2 QHE4, QHE5, QHL, QHU, SHE, SHE1, SHE6, VHA, VXA, VXC VXE, VXU	
		11	L	17701-ZL8-000	TUBE, FUEL TANK	1	1	1	1	1	-----	DEAF, PHC, PHD, PHU, PXA, PXC, PXD, PXU, QEA, QEAF, QFJ QHC1, QHE, QHE1, QHE2, QHE3, QHL, QHU, QHU1, QHW, SHE SHE1, SHE3, SHE4, SHJ, SHJ1, SHJ4, VHC, VHE, VHJ, VHU VX, VXD, VXE, VXE9, VXJ, VXU, WHE, WHJ, WME1, WME2, WXE WXJ
					1	1	-	1	-	-----	PHA, QBC, QFC, QHA, QHA1, QHC, VHA, VXA, VXC, WKT2	
					-	-	1	-	-	-----	3325757 DHAF, PHA, QBC, QDE, QFC, QHA, QHAF, QHA1, QHC, VHA, VXA VXC	
					-	-	-	-	1	-----	1142745 QHA, VXA, WKT2	
	T		17701-Z0J-003	TUBE, FUEL TANK (FKM)	-	-	1	-	-	3325758	DHAF, PHA, QBC, QDE, QFC, QHA, QHAF, QHA1, QHC, VHA, VXA VXC	
					-	-	-	-	1	1142746	QHA, VXA, WKT2	
		13		17702-ZL8-800	TUBE, FUEL	1	1	1	1	1	-----	MEA2, QEA2, QHEB, QHEP, QHET, QHE4, QHE5, QHM, QHP7 QHP9, SHE2, SHE5, SHE6
					1	1	-	-	-	-----	QHA2	
					-	-	1	-	-	-----	3325757 MHA2, QHA2	
	A		17702-Z0J-801	TUBE, FUEL (FKM)	-	-	1	-	-	3325758	MHA2, QHA2	
		14		17703-ZL8-800	TUBE, FUEL RETURN	-	1	1	-	1	-----	MEA2, QEA2, QHEB, QHEP, QHET, QHE4, QHE5, QHM, QHP7 SHE5, SHE6
					-	1	-	-	-	-----	QHA2	
					-	-	1	-	-	-----	3325757 MHA2, QHA2	

NOTE A:PART NO. CHANGE D:NEWLY PROVIDED E:PART NO. DELETION K:REQUIRED NO. CORRECTION L:APPLICATION SERIAL NO. CORRECTION
T:APPLICATION CORRECTION Z:REMARKS CHANGE

PARTS CATALOGUE NEWS

BOOKNo. : 13ZL80E5

Block No.	Ref. No.	Note	Part No.	Description	Reqd. QTY					Serial No.	Parts catalogue code
					GC 135	GC 160	GC 160A	GC 135E	GC 160E		
		A	17703-Z0J-801	TUBE, FUEL RETURN (FKM)	-	-	1	-	-	3325758 -----	MHA2, QHA2
	22		95001-55033-40	TUBE, FUEL, 5. 3X33 (95001-55001-60M)	1	1	1	1	1	-----	ME A2, QEA2, QHEB, QHEP, QHET, QHE4, QHE5, QHM, QHP7 QHP9, SHE2, SHE5, SHE6
					1	1	-	-	-	-----	QHA2
					-	-	1	-	-	-----	3325757 MHA2, QHA2
		A	91425-Z0J-801	TUBE, FUEL, 5. 3X33 (FKM)	-	-	1	-	-	3325758 -----	MHA2, QHA2
	23	L	95002-02080	CLIP, TUBE (B8)	1	1	1	1	1	-----	DEAF, PHC, PHD, PHU, PXA, PXC, PXD, PXU, QEA, QEAF, QFJ QHC1, QHE, QHE1, QHE2, QHE3, QHL, QHU, QHU1, QHW, SHE SHE1, SHE3, SHE4, SHJ, SHJ1, SHJ4, VHC, VHE, VHJ, VHU VX, VXD, VXE, VXE9, VXJ, VXU, WHE, WHJ, WME1, WME2, WXE WXJ
					1	1	-	1	-	-----	PHA, QBC, QFC, QHA, QHAJ, QHA1, QHC, VHA, VXA, VXC, WKT2
					3	3	3	3	3	-----	ME A2, QEA2, QHEB, QHEP, QHET, QHE4, QHE5, QHM, QHP7 QHP9, SHE2, SHE5, SHE6
					3	3	-	-	-	-----	QHA2
					-	-	1	-	-	-----	3325757 DHAF, PHA, QBC, QDE, QFC, QHA, QHAF, QHAJ, QHA1, QHC VHA, VXA, VXC
					-	-	3	-	-	-----	3325757 MHA2, QHA2
					-	-	-	-	1	-----	1142745 QHA, VXA, WKT2
	24	L	95002-02100	CLIP, TUBE (B10)	1	1	1	1	1	-----	DEAF, PHC, PHD, PHU, PXA, PXC, PXD, PXU, QEA, QEAF, QFJ QHC1, QHE, QHE1, QHE2, QHE3, QHL, QHU, QHU1, QHW, SHE SHE1, SHE3, SHE4, SHJ, SHJ1, SHJ4, VHC, VHE, VHJ, VHU VX, VXD, VXE, VXE9, VXJ, VXU, WHE, WHJ, WME1, WME2, WXE WXJ
					1	1	-	1	-	-----	PHA, QBC, QFC, QHA, QHA1, QHC, VHA, VXA, VXC, WKT2
					5	5	5	5	5	-----	ME A2, QEA2, QHEB, QHEP, QHET, QHE4, QHE5, QHM, QHP7 QHP9, SHE2, SHE5, SHE6
					5	5	-	-	-	-----	QHA2
					-	2	-	-	-	-----	QHAJ

NOTE A:PART NO. CHANGE D:NEWLY PROVIDED E:PART NO. DELETION K:REQUIRED NO. CORRECTION L:APPLICATION SERIAL NO. CORRECTION
T:APPLICATION CORRECTION Z:REMARKS CHANGE

PARTS CATALOGUE NEWS

BOOKNo. : 13ZL80E5

Block No.	Ref. No.	Note	Part No.	Description	Reqd. QTY					Serial No.	Parts catalogue code	
					GC 135	GC 160	GC 160A	GC 135E	GC 160E			
					-	-	1	-	-	-----	3325757	DHAF, PHA, QBC, QDE, QFC, QHA, QHAF, QHA1, QHC, VHA, VXA VXC
					-	-	2	-	-	-----	3325757	QHAJ
					-	-	5	-	-	-----	3325757	MHA2, QHA2
					-	-	-	-	1	-----	1142745	QHA, VXA, WKT2
	25	L	95002-50000	CLIP, TUBE (C9)	1	-	1	1	1	-----	-----	DEAF, MEA2, PHC, PHD, PHU, PXA, PXC, PXD, PXU, QEA, QEAF QEA2, QFJ, QHC1, QHE, QHEB, QHEP, QHET, QHE1, QHE2 QHE3, QHE4, QHE5, QHL, QHP7, QHP9, QHU, QHU1, QHW, SHE SHE1, SHE2, SHE3, SHE4, SHE5, SHE6, SHJ, SHJ1, SHJ4 VHC, VHE, VHJ, VHU, VXD, VXE, VXE9, VXJ, VXU, WHE, WHJ WME1, WME2, WXE, WXJ
					1	-	-	1	-	-----	-----	PHA, QFC, QHA, QHA1, QHA2, QHC, VHA, VXA, VXC, WKT2
					-	1	-	-	-			
					-	-	1	-	-	-----	3325757	DHAF, MHA2, PHA, QBC, QDE, QFC, QHA, QHAF, QHAJ, QHA1 QHA2, QHC, VHA, VXA, VXC
					-	-	-	-	1	-----	1142745	QHA, VXA, WKT2
	26	L	95002-70000	CLIP, TUBE (C11)	1	1	1	1	1	-----	-----	DEAF, MEA2, PHC, PHD, PHU, PXA, PXC, PXD, PXU, QEA, QEAF QEA2, QFJ, QHC1, QHE, QHEB, QHEP, QHET, QHE1, QHE2 QHE3, QHE4, QHE5, QHL, QHM, QHP7, QHP9, QHU, QHU1, QHW SHE, SHE1, SHE2, SHE3, SHE4, SHE5, SHE6, SHJ, SHJ1 SHJ4, VHC, VHE, VHJ, VHU, VX, VXD, VXE, VXE9, VXJ, VXU WHE, WHJ, WME1, WME2, WXE, WXJ
					1	1	-	1	-	-----	-----	PHA, QBC, QFC, QHA, QHA1, QHA2, QHC, VHA, VXA, VXC, WKT2
					-	-	1	-	-	-----	3325757	DHAF, MHA2, PHA, QBC, QDE, QFC, QHA, QHAF, QHA1, QHA2 QHC, VHA, VXA, VXC
					-	-	-	-	1	-----	1142745	QHA, VXA, WKT2
	29		17704-ZL8-800	TUBE, FUEL PUMP	1	1	1	1	1	-----	-----	MEA2, QEA2, QHEB, QHEP, QHET, QHE4, QHE5, QHM, QHP7 QHP9, SHE2, SHE5, SHE6
					1	1	-	-	-	-----	-----	QHAJ, QHA2
					-	-	1	-	-	-----	3325757	MHA2, QHAJ, QHA2
	A		17704-ZOJ-801	TUBE, FUEL PUMP (FKM)	-	-	1	-	-	-----	3325758	MHA2, QHAJ, QHA2

NOTE A:PART NO. CHANGE D:NEWLY PROVIDED E:PART NO.DELETION K:REQUIRED NO. CORRECTION L:APPLICATION SERIAL NO. CORRECTION
T:APPLICATION CORRECTION Z:REMARKS CHANGE

PARTS CATALOGUE NEWS

BOOKNo. : 13ZL80E5

Block No.	Ref. No.	Note	Part No.	Description	Reqd. QTY					Serial No.	Parts catalogue code
					GC 135	GC 160	GC 160A	GC 135E	GC 160E		
	30		17701-ZL8-800	TUBE, FUEL TANK	1	1	1	1	1	-----	ME A2, QEA2, QHEB, QHEP, QHET, QHE4, QHE5, QHM, QHP7 QHP9, SHE2, SHE5, SHE6
					1	1	-	-	-	-----	QHA2
					-	-	1	-	-	-----	3325757 MHA2, QHA2
	A		17701-Z0J-801	TUBE, FUEL TANK (FKM)	-	-	1	-	-	3325758	MHA2, QHA2
	31	T	95002-40800-08	CLAMP, TUBE (D8)	-	-	1	-	-	3325758	DHAF, PHA, QBC, QDE, QFC, QHA, QHAF, QHAJ, QHA1, QHC VHA, VXA, VXC
					-	-	3	-	-	3325758	MHA2, QHA2
					-	-	-	-	1	1142746	QHA, VXA, WKT2
	32	T	95002-40850-08	CLAMP, TUBE (D8.5)	-	-	1	-	-	3325758	DHAF, MHA2, PHA, QBC, QDE, QFC, QHA, QHAF, QHAJ, QHA1 QHA2, QHC, VHA, VXA, VXC
					-	-	-	-	1	1142746	QHA, VXA, WKT2
	33	T	95002-41000-08	CLAMP, TUBE (D10)	-	-	1	-	-	3325758	DHAF, PHA, QBC, QDE, QFC, QHA, QHAF, QHA1, QHC, VHA, VXA VXC
					-	-	2	-	-	3325758	QHAJ
					-	-	5	-	-	3325758	MHA2, QHA2
					-	-	-	-	1	1142746	QHA, VXA, WKT2
	34	T	95002-41200-08	CLAMP, TUBE (D12)	-	-	1	-	-	3325758	DHAF, MHA2, PHA, QBC, QDE, QFC, QHA, QHAF, QHA1, QHA2 QHC, VHA, VXA, VXC
					-	-	-	-	1	1142746	QHA, VXA, WKT2
E-19	12		31110-Z0L-831	FLYWHEEL COMP. (PHELON) (USE FOR IGN. COIL OF PHELON)	-	-	1	-	-	8003104	DEAF, MEA2, QEA, QEAF, QEA2
	A		31110-Z0L-832	-	-	1	-	-	8003105	DEAF, MEA2, QEA, QEAF, QEA2
E-22	13	T	19612-ZL8-000	PLATE, SIDE	1	1	-	1	1	-----	PHA, PHC, PHD, PHU, PXA, PXC, PXD, PXU, QBC, QFC, QFJ QHA, QHA2, QHC, QHE, QHE2, QHU, QHW, SHE, SHE2, SHE3 SHE5, SHJ, WHE, WHJ, WKT2, WME1, WME2, WXE, WXJ
	D		19612-Z0L-000	-	-	1	-	-	-----	MEA2, MHA2, PHA, PXU, QBC, QEA, QEA2, QFC, QHA, QHA2 QHC, QHE, QHE2, QHL, QHU, SHE

NOTE A:PART NO. CHANGE D:NEWLY PROVIDED E:PART NO.DELETION K:REQUIRED NO. CORRECTION L:APPLICATION SERIAL NO. CORRECTION
T:APPLICATION CORRECTION Z:REMARKS CHANGE

PARTS CATALOGUE NEWS

BOOKNo. : 13ZL80E5

Block No.	Ref. No.	Note	Part No.	Description	Reqd. QTY					Serial No.	Parts catalogue code	
					GC 135	GC 160	GC 160A	GC 135E	GC 160E			
E-22-1	13	T	19612-ZL8-000	PLATE, SIDE	1	1	-	1	1	-----	-----	QHAJ, QHA1, QHC1, QHEP, QHE1, QHE3, QHE5, QHM, QHU1 SHE1, SHE4
					1	-	-	-	-	-----	1260906	QHEB
					1	-	-	-	-	-----	1308264	QHP7
					-	1	-	-	-	-----	1825717	QHEB
		D	19612-ZOL-000	-	-	1	-	-----	-----	QDE, QHAJ, QHA1, QHEB, QHEP, QHE1, QHE5, SHE1	
E-22-2	15	T	19612-ZL8-000	PLATE, SIDE	1	1	-	1	1	-----	-----	VHA, VHC, VHE, VHJ, VHU, VX, VXA, VXC, VXD, VXE, VXE9 VXJ, VXU
					-	-	1	-	-	-----	-----	VHA, VXA, VXC, VXE, VXU
E-22-3	16	T	19612-ZL8-000	PLATE, SIDE	1	1	-	1	1	-----	-----	QHE4, SHE6
					-	-	1	-	-	-----	-----	QHE4, SHE6
E-22-4	15	T	19612-ZL8-000	PLATE, SIDE	1	1	-	1	1	-----	-----	QHET, SHJ1, SHJ4
					-	-	1	-	-	-----	-----	QHET
E-22-6	8	E	19612-ZL8-000	*PARTS NO. DELETION								
					D	19612-ZOL-000	PLATE, SIDE	-	-	1	-	-
E-28	12	T	87135-ZE2-020	LABEL, E-SPEC (15.5X27.5)	1	-	-	-	-	1268053	-----	QFJ, QHE, QHEB, QHEP, QHE1, QHE2, QHE3, QHE5, QHP7, QHU SHE, SHE1, SHE6, SHJ, SHJ1, SHJ4, VHE, VHJ, VXE, VXP4 VXU, WHE, WHJ, WME1, WXE, WXJ
					-	1	-	1	1	-----	-----	QHP7
					-	1	-	-	-	1842428	-----	PXU, QHE, QHEB, QHEP, QHET, QHE1, QHE2, QHE3, QHE4 QHE5, QHM, QHU, SHE, SHE1, SHE6, SHJ, VHE, VHJ, VX, VXE VXJ, VXU, WHE, WHJ, WME1, WXE
					-	-	-	1	1	-----	-----	QFJ, QHE, QHEB, QHEP, QHET, QHE1, QHE2, QHE4, QHE5, QHU SHE, SHE1, SHE6, SHJ, SHJ1, SHJ4, VXE, VXU, WHJ
						15	D	87114-ZH7-810	LABEL, WARNING (NOT CERTIFIED FOR SALE)	-	-	1
		D	87114-ZH7-820	-	-	1	-	-----	3353269	DHAF, MHA2, PHA, QBC, QDE, QFC, QHA, QHAF, QHAJ, QHA1 QHA2, QHC, VHA, VXA, VXC	
					-	-	-	1	-	-----	-----	QHA, WKT2

NOTE A:PART NO. CHANGE D:NEWLY PROVIDED E:PART NO.DELETION K:REQUIRED NO. CORRECTION L:APPLICATION SERIAL NO. CORRECTION
T:APPLICATION CORRECTION Z:REMARKS CHANGE

PARTS CATALOGUE NEWS

BOOKNo. : 13ZL80E5

Block No.	Ref. No.	Note	Part No.	Description	Reqd. QTY					Serial No.	Parts catalogue code
					GC 135	GC 160	GC 160A	GC 135E	GC 160E		
		T	87114-ZH7-821	-	-	1	-	-	-----	DEAF, MEA2, QEA, QEAF, QEA2
					-	-	1	-	-	3353270	DHAF, MHA2, PHA, QBC, QDE, QFC, QHA, QHAF, QHAJ, QHA1 QHA2, QHC, VHA, VXA, VXC
					-	-	-	-	1	1142746	QHA, VXA, WKT2
E-40	19		16700-ZL8-013	PUMP ASSY., FUEL	-	-	-	1	-	-----	1116937 VXP5
		A	16700-Z0J-003	-	-	-	1	-	1116938	----- VXP5

NOTE A:PART NO. CHANGE D:NEWLY PROVIDED E:PART NO. DELETION K:REQUIRED NO. CORRECTION L:APPLICATION SERIAL NO. CORRECTION
T:APPLICATION CORRECTION Z:REMARKS CHANGE



PARTS CATALOGUE NEWS

Honda Motor Co., Ltd. Service Division

PARTS CATALOGUE - CORRECTED

Printed in Japan

CODE NO.	BOOKLET TYPE	13ZL80E5
	MICRO-FICHE	13ZL80EE/FE
PARTS CATALOGUE NEWS		GC135 GC160 GC160A GC135E GC160E
NEWS NO.		032

Block No.	Ref. No.	Note	Part No.	Description	Reqd. QTY					Serial No.	Parts catalogue code
					GC 135	GC 160	GC 160A	GC 135E	GC 160E		
E-6	1	E	11300-ZL8-630	*PARTS NO. DELETION							
		D	11300-ZL8-Q10	COVER ASSY., CRANKCASE	1	1	-	1	1	-----	WKT2, WME2, WXE, WXJ

NOTE A:PART NO. CHANGE D:NEWLY PROVIDED E:PART NO.DELETION K:REQUIRED NO. CORRECTION L:APPLICATION SERIAL NO. CORRECTION
T:APPLICATION CORRECTION Z:REMARKS CHANGE



PARTS CATALOGUE NEWS

Honda Motor Co., Ltd. Service Division

PARTS CATALOGUE - CORRECTED

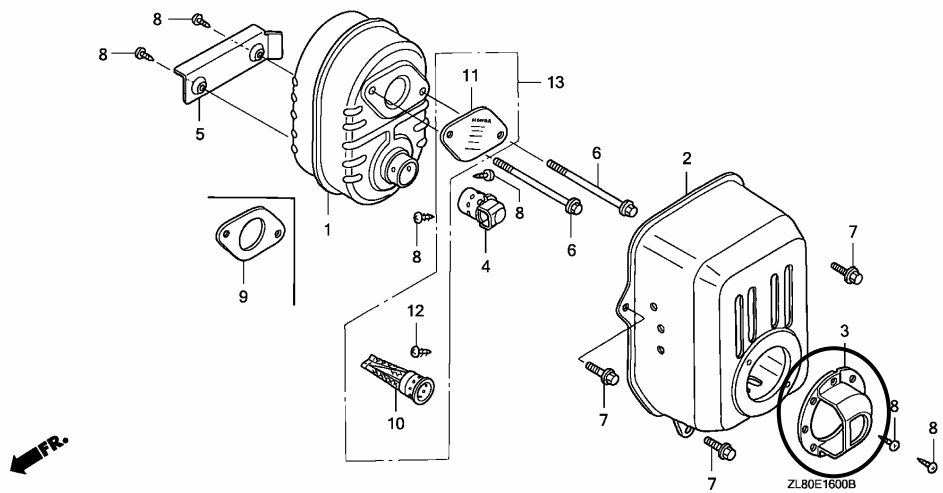
Printed in Japan

CODE NO.	BOOKLET TYPE	13ZL80E5
	MICRO-FICHE	13ZL80EE/FE
PARTS CATALOGUE NEWS		GC135 GC160 GC160A GC135E GC160E
NEWS NO.		033

Block No.	Ref. No.	Note	Part No.	Description	Reqd. QTY	Serial No.	Parts catalogue code
					GC 135 GC 160 GC 160A GC 135E GC 160E		

E-16 MUFFLER

ILLUSTRATION CORRECTED



NOTE A:PART NO. CHANGE D:NEWLY PROVIDED E:PART NO. DELETION K:REQUIRED NO. CORRECTION L:APPLICATION SERIAL NO. CORRECTION
T:APPLICATION CORRECTION Z:REMARKS CHANGE

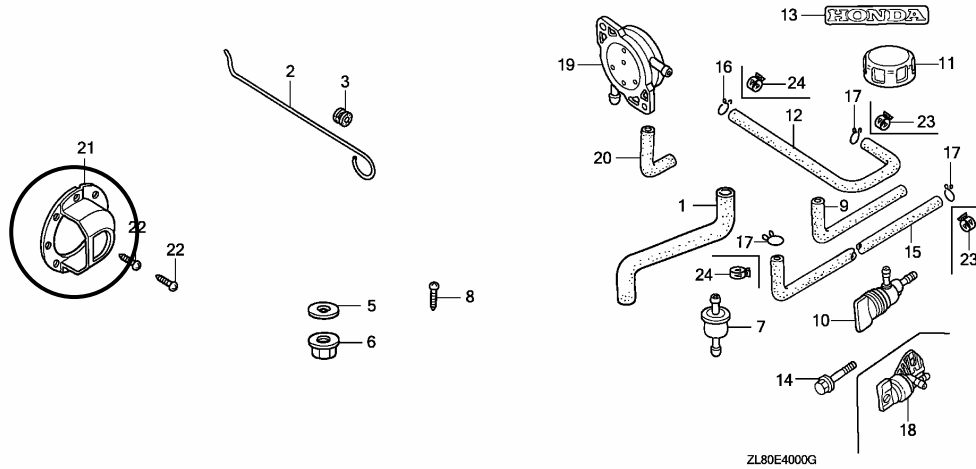
PARTS CATALOGUE NEWS

BOOKNo. : 13ZL80E5

Block No.	Ref. No.	Note	Part No.	Description	Reqd. QTY					Serial No.	Parts catalogue code
					GC 135	GC 160	GC 160A	GC 135E	GC 160E		

E-40 OTHER PARTS

ILLUSTRATION CORRECTED



NOTE A:PART NO. CHANGE D:NEWLY PROVIDED E:PART NO.DELETION K:REQUIRED NO. CORRECTION L:APPLICATION SERIAL NO. CORRECTION
T:APPLICATION CORRECTION Z:REMARKS CHANGE



PARTS CATALOGUE NEWS

Honda Motor Co., Ltd. Service Division

PARTS CATALOGUE - CORRECTED

Printed in Japan

CODE NO.	BOOKLET TYPE	13ZL80E5
	MICRO- FICHE	13ZL80EE/FE
PARTS CATALOGUE NEWS		GC135 GC160 GC160A GC135E GC160E
NEWS NO.		034

Block No.	Ref. No.	Note	Part No.	Description	Reqd. QTY					Serial No.	Parts catalogue code	
					GC 135	GC 160	GC 160A	GC 135E	GC 160E			
E-14	8	L	16100-ZL8-803	CARBURETOR ASSY. (BB61B D) ...	-	-	1	-	1	-----	-----	QHL, QHP7, SHJ, VXE9, WHJ
					-	-	1	-	-	-----	3327391	DEAF, MEA2, QEA, QEAF, QEA2
					-	-	1	-	-	2893264	-----	PXU, QHE, QHEB, QHEP, QHET, QHE1, QHE2, QHE4, QHE5, QHU SHE, SHE1, SHE6, VXE, VXU
					-	-	1	-	-	2893264	3325757	DHAF, MHA2, PHA, QBC, QDE, QFC, QHA, QHAF, QHAJ, QHA1 QHA2, QHC, VHA, VXA, VXC
					-	-	-	-	1	-----	-----	QHE, QHEB, QHEP, QHET, QHE1, QHE2, QHE4, QHE5, SHE SHE1, SHE6, VXE
					-	-	-	-	1	-----	1142745	QHA, VXA, WKT2
					-	-	1	-	-	3325758	-----	DHAF, MHA2, PHA, QBC, QDE, QFC, QHA, QHAF, QHAJ, QHA1 QHA2, QHC, VHA, VXA, VXC
E-17	11	L	17701-ZL8-000	TUBE, FUEL TANK	-	-	1	-	-	3327392	-----	DEAF, MEA2, QEA, QEAF, QEA2
					-	-	-	-	1	1142746	-----	QHA, VXA, WKT2
					1	1	1	1	1	-----	-----	PHC, PHD, PHU, PXA, PXC, PXD, PXU, QHE, QHE1, QHE2, QHL QHU, SHE, SHE1, VXE, VXU, WHJ

NOTE A:PART NO. CHANGE D:NEWLY PROVIDED E:PART NO. DELETION K:REQUIRED NO. CORRECTION L:APPLICATION SERIAL NO. CORRECTION
T:APPLICATION CORRECTION Z:REMARKS CHANGE

PARTS CATALOGUE NEWS

BOOKNo. : 13ZL80E5

Block No.	Ref. No.	Note	Part No.	Description	Reqd. QTY					Serial No.	Parts catalogue code	
					GC 135	GC 160	GC 160A	GC 135E	GC 160E			
					1	1	-	1	1	-----	-----	PHA, QBC, QFC, QFJ, QHA1, QHC, QHC1, QHE3, QHU1, QHW SHE3, SHE4, SHJ, SHJ1, SHJ4, VHA, VHC, VHE, VHJ, VHU, VX VXC, VXD, VXE9, VXJ, WHE, WME1, WME2, WXE, WXJ
					1	1	-	1	-	-----	-----	QHA, VXA, WKT2
					-	-	1	-	-	-----	3325757	DHAF, PHA, QBC, QDE, QFC, QHA, QHAF, QHA1, QHC, VHA, VXA VXC
					-	-	1	-	-	-----	3327391	DEAF, QEA, QEAF
					-	-	-	-	1	-----	1142745	QHA, VXA, WKT2
		T	17701-Z0J-003	TUBE, FUEL TANK (FKM)	-	-	1	-	-	-----	3325758	DHAF, PHA, QBC, QDE, QFC, QHA, QHAF, QHA1, QHC, VHA, VXA VXC
					-	-	1	-	-	-----	3327392	DEAF, QEA, QEAF
					-	-	-	-	1	-----	1142746	QHA, VXA, WKT2
	12	L	17702-ZL8-000	TUBE, FUEL	1	1	1	1	1	-----	-----	PHC, PHD, PHU, PXA, PXC, PXD, PXU, QHE, QHE1, QHE2, QHL QHU, SHE, SHE1, VXE, VXU, WHJ
					1	1	-	1	1	-----	-----	PHA, QBC, QFC, QFJ, QHAJ, QHA1, QHC, QHC1, QHE3, QHU1 QHW, SHE3, SHE4, SHJ, SHJ1, SHJ4, VHA, VHC, VHE, VHJ VHU, VX, VXC, VXD, VXE9, VXJ, WHE, WME1, WME2, WXE, WXJ
					1	1	-	1	-	-----	-----	QHA, VXA, WKT2
					-	-	1	-	-	-----	3325757	DHAF, PHA, QBC, QDE, QFC, QHA, QHAF, QHAJ, QHA1, QHC VHA, VXA, VXC
					-	-	1	-	-	-----	3327391	DEAF, QEA, QEAF
					-	-	-	-	1	-----	1142745	QHA, VXA, WKT2
		T	17702-Z0J-003	TUBE, FUEL (FKM)	-	-	1	-	-	-----	3325758	DHAF, PHA, QBC, QDE, QFC, QHA, QHAF, QHAJ, QHA1, QHC VHA, VXA, VXC
					-	-	1	-	-	-----	3327392	DEAF, QEA, QEAF
					-	-	-	-	1	-----	1142746	QHA, VXA, WKT2
	13	L	17702-ZL8-800	TUBE, FUEL	1	1	1	1	1	-----	-----	QHEB, QHEP, QHET, QHE4, QHE5, SHE6
					1	1	-	1	1	-----	-----	QHA2, QHM, QHP7, QHP9, SHE2, SHE5
					-	-	1	-	-	-----	3325757	MHA2, QHA2

NOTE A:PART NO. CHANGE D:NEWLY PROVIDED E:PART NO. DELETION K:REQUIRED NO. CORRECTION L:APPLICATION SERIAL NO. CORRECTION
T:APPLICATION CORRECTION Z:REMARKS CHANGE

PARTS CATALOGUE NEWS

BOOKNo. : 13ZL80E5

Block No.	Ref. No.	Note	Part No.	Description	Reqd. QTY					Serial No.	Parts catalogue code
					GC 135	GC 160	GC 160A	GC 135E	GC 160E		
					-	-	1	-	-	----- 3327391	MEA2, QEA2
		T	17702-Z0J-801	TUBE, FUEL (FKM)	-	-	1	-	-	3325758 -----	MHA2, QHA2
					-	-	1	-	-	3327392 -----	MEA2, QEA2
	14	L	17703-ZL8-800	TUBE, FUEL RETURN	-	1	1	-	1	-----	QHEB, QHEP, QHET, QHE4, QHE5, QHM, SHE6
					-	1	-	-	1	-----	QHA2, QHP7, SHE5
					-	-	1	-	-	----- 3325757	MHA2, QHA2
					-	-	1	-	-	----- 3327391	MEA2, QEA2
		T	17703-Z0J-801	TUBE, FUEL RETURN (FKM)	-	-	1	-	-	3325758 -----	MHA2, QHA2
					-	-	1	-	-	3327392 -----	MEA2, QEA2
	22	L	95001-55033-40	TUBE, FUEL, 5. 3X33 (95001-55001-60M)	1	1	1	1	1	-----	QHEB, QHEP, QHET, QHE4, QHE5, SHE6
					1	1	-	1	1	-----	QHA2, QHM, QHP7, QHP9, SHE2, SHE5
					-	-	1	-	-	----- 3325757	MHA2, QHA2
					-	-	1	-	-	----- 3327391	MEA2, QEA2
		T	91425-Z0J-801	TUBE, FUEL, 5. 3X33 (FKM)	-	-	1	-	-	3325758 -----	MHA2, QHA2
					-	-	1	-	-	3327392 -----	MEA2, QEA2
	23	L	95002-02080	CLIP, TUBE (B8)	1	1	1	1	1	-----	PHC, PHD, PHU, PXA, PXC, PXD, PXU, QHE, QHE1, QHE2, QHL, QHU, SHE, SHE1, VXE, VXU, WHJ
					1	1	-	1	1	-----	PHA, QBC, QFC, QFJ, QHAJ, QHA1, QHC, QHC1, QHE3, QHU1, QHW, SHE3, SHE4, SHJ, SHJ1, SHJ4, VHA, VHC, VHE, VHJ, VHU, VX, VXC, VXD, VXE9, VXJ, WHE, WME1, WME2, WXE, WXJ
					1	1	-	1	-	-----	QHA, VXA, WKT2
					3	3	3	3	3	-----	QHEB, QHEP, QHET, QHE4, QHE5, SHE6
					3	3	-	3	3	-----	QHA2, QHM, QHP7, QHP9, SHE2, SHE5
					-	-	1	-	-	----- 3325757	DHAF, PHA, QBC, QDE, QFC, QHA, QHAF, QHAJ, QHA1, QHC, VHA, VXA, VXC
					-	-	1	-	-	----- 3327391	DEAF, QEA, QEAF

NOTE A:PART NO. CHANGE D:NEWLY PROVIDED E:PART NO. DELETION K:REQUIRED NO. CORRECTION L:APPLICATION SERIAL NO. CORRECTION
T:APPLICATION CORRECTION Z:REMARKS CHANGE

PARTS CATALOGUE NEWS

BOOKNo. : 13ZL80E5

Block No.	Ref. No.	Note	Part No.	Description	Reqd. QTY					Serial No.	Parts catalogue code	
					GC 135	GC 160	GC 160A	GC 135E	GC 160E			
					-	-	3	-	-	-----	3325757	MHA2, QHA2
					-	-	3	-	-	-----	3327391	MEA2, QEA2
					-	-	-	-	1	-----	1142745	QHA, VXA, WKT2
	24	L	95002-02100	CLIP, TUBE (B10)	1	1	1	1	1	-----	-----	PHC, PHD, PHU, PXA, PXC, PXD, PXU, QHE, QHE1, QHE2, QHL, QHU, SHE, SHE1, VXE, VXU, WHJ
					1	1	-	1	1	-----	-----	PHA, QBC, QFC, QFJ, QHA1, QHC, QHC1, QHE3, QHU1, QHW, SHE3, SHE4, SHJ, SHJ1, SHJ4, VHA, VHC, VHE, VHJ, VHU, VX, VXC, VXD, VXE9, VXJ, WHE, WME1, WME2, WXE, WXJ
					1	1	-	1	-	-----	-----	QHA, VXA, WKT2
					5	2	-	5	-	-----	-----	QHAJ, QHP9, SHE2
					5	5	5	5	5	-----	-----	QHEB, QHEP, QHET, QHE4, QHE5, SHE6
					5	5	-	5	5	-----	-----	QHA2, QHM, QHP7, SHE5
					-	-	1	-	-	-----	3325757	DHAF, PHA, QBC, QDE, QFC, QHA, QHAF, QHA1, QHC, VHA, VXA, VXC
					-	-	1	-	-	-----	3327391	DEAF, QEA, QEAF
					-	-	2	-	-	-----	3325757	QHAJ
					-	-	5	-	-	-----	3325757	MHA2, QHA2
					-	-	5	-	-	-----	3327391	MEA2, QEA2
					-	-	-	-	1	-----	1142745	QHA, VXA, WKT2
	25	L	95002-50000	CLIP, TUBE (C9)	1	-	1	1	1	-----	-----	PHC, PHD, PHU, PXA, PXC, PXD, PXU, QHE, QHEB, QHEP, QHET, QHE1, QHE2, QHE4, QHE5, QHL, QHU, SHE, SHE1, SHE6, SHJ, VXE, VXU, WHJ
					1	-	-	1	1	-----	-----	PHA, QFC, QFJ, QHA1, QHA2, QHC, QHC1, QHE3, QHP7, QHP9, QHU1, QHW, SHE2, SHE3, SHE4, SHE5, SHJ1, SHJ4, VHA, VHC, VHE, VHJ, VHU, VXC, VXD, VXE9, VXJ, WHE, WME1, WME2, WXE, WXJ
					1	-	-	1	-	-----	-----	QHA, VXA, WKT2
					-	1	-	-	-			

NOTE A:PART NO. CHANGE D:NEWLY PROVIDED E:PART NO. DELETION K:REQUIRED NO. CORRECTION L:APPLICATION SERIAL NO. CORRECTION
T:APPLICATION CORRECTION Z:REMARKS CHANGE

PARTS CATALOGUE NEWS

BOOKNo. : 13ZL80E5

Block No.	Ref. No.	Note	Part No.	Description	Reqd. QTY					Serial No.	Parts catalogue code	
					GC 135	GC 160	GC 160A	GC 135E	GC 160E			
					-	-	1	-	-	-----	3325757	DHAF, MHA2, PHA, QBC, QDE, QFC, QHA, QHAF, QHAJ, QHA1 QHA2, QHC, VHA, VXA, VXC
					-	-	1	-	-	-----	3327391	DEAF, MEA2, QEA, QEAF, QEA2
					-	-	-	-	1	-----	1142745	QHA, VXA, WKT2
	26	L	95002-70000	CLIP, TUBE (C11)	1	1	1	1	1	-----	-----	PHC, PHD, PHU, PXA, PXC, PXD, PXU, QHE, QHEB, QHEP, QHET QHE1, QHE2, QHE4, QHE5, QHL, QHU, SHE, SHE1, SHE6, SHJ VXE, VXU, WHJ
					1	1	-	1	1	-----	-----	PHA, QBC, QFC, QFJ, QHA1, QHA2, QHC, QHC1, QHE3, QHM QHP7, QHP9, QHU1, QHW, SHE2, SHE3, SHE4, SHE5, SHJ1 SHJ4, VHA, VHC, VHE, VHJ, VHU, VX, VXC, VXD, VXE9, VXJ WHE, WME1, WME2, WXE, WXJ
					1	1	-	1	-	-----	-----	QHA, VXA, WKT2
					-	-	1	-	-	-----	3325757	DHAF, MHA2, PHA, QBC, QDE, QFC, QHA, QHAF, QHA1, QHA2 QHC, VHA, VXA, VXC
					-	-	1	-	-	-----	3327391	DEAF, MEA2, QEA, QEAF, QEA2
					-	-	-	-	1	-----	1142745	QHA, VXA, WKT2
	29	L	17704-ZL8-800	TUBE, FUEL PUMP	1	1	1	1	1	-----	-----	QHEB, QHEP, QHET, QHE4, QHE5, SHE6
					1	1	-	1	1	-----	-----	QHAJ, QHA2, QHM, QHP7, QHP9, SHE2, SHE5
					-	-	1	-	-	-----	3325757	MHA2, QHAJ, QHA2
					-	-	1	-	-	-----	3327391	MEA2, QEA2
		T	17704-Z0J-801	TUBE, FUEL PUMP (FKM)	-	-	1	-	-	-----	3325758	MHA2, QHAJ, QHA2
					-	-	1	-	-	-----	3327392	MEA2, QEA2
	30	L	17701-ZL8-800	TUBE, FUEL TANK	1	1	1	1	1	-----	-----	QHEB, QHEP, QHET, QHE4, QHE5, SHE6
					1	1	-	1	1	-----	-----	QHA2, QHM, QHP7, QHP9, SHE2, SHE5
					-	-	1	-	-	-----	3325757	MHA2, QHA2
					-	-	1	-	-	-----	3327391	MEA2, QEA2
		T	17701-Z0J-801	TUBE, FUEL TANK (FKM)	-	-	1	-	-	-----	3325758	MHA2, QHA2
					-	-	1	-	-	-----	3327392	MEA2, QEA2

NOTE A:PART NO. CHANGE D:NEWLY PROVIDED E:PART NO.DELETION K:REQUIRED NO. CORRECTION L:APPLICATION SERIAL NO. CORRECTION
T:APPLICATION CORRECTION Z:REMARKS CHANGE

PARTS CATALOGUE NEWS

BOOKNo. : 13ZL80E5

Block No.	Ref. No.	Note	Part No.	Description	Reqd. QTY					Serial No.	Parts catalogue code
					GC 135	GC 160	GC 160A	GC 135E	GC 160E		
	31	T	95002-40800-08	CLAMP, TUBE (D8)	-	-	1	-	-	3325758 -----	DHAF, PHA, QBC, QDE, QFC, QHA, QHAF, QHAJ, QHA1, QHC VHA, VXA, VXC
					-	-	1	-	-	3327392 -----	DEAF, QEA, QEAF
					-	-	3	-	-	3325758 -----	MHA2, QHA2
					-	-	3	-	-	3327392 -----	MEA2, QEA2
					-	-	-	-	1	1142746 -----	QHA, VXA, WKT2
	32	T	95002-40850-08	CLAMP, TUBE (D8.5)	-	-	1	-	-	3325758 -----	DHAF, MHA2, PHA, QBC, QDE, QFC, QHA, QHAF, QHAJ, QHA1 QHA2, QHC, VHA, VXA, VXC
					-	-	1	-	-	3327392 -----	DEAF, MEA2, QEA, QEAF, QEA2
					-	-	-	-	1	1142746 -----	QHA, VXA, WKT2
	33	T	95002-41000-08	CLAMP, TUBE (D10)	-	-	1	-	-	3325758 -----	DHAF, PHA, QBC, QDE, QFC, QHA, QHAF, QHA1, QHC, VHA, VXA VXC
					-	-	1	-	-	3327392 -----	DEAF, QEA, QEAF
					-	-	2	-	-	3325758 -----	QHAJ
					-	-	5	-	-	3325758 -----	MHA2, QHA2
					-	-	5	-	-	3327392 -----	MEA2, QEA2
					-	-	-	-	1	1142746 -----	QHA, VXA, WKT2
	34	T	95002-41200-08	CLAMP, TUBE (D12)	-	-	1	-	-	3325758 -----	DHAF, MHA2, PHA, QBC, QDE, QFC, QHA, QHAF, QHA1, QHA2 QHC, VHA, VXA, VXC
					-	-	1	-	-	3327392 -----	DEAF, MEA2, QEA, QEAF, QEA2
					-	-	-	-	1	1142746 -----	QHA, VXA, WKT2

NOTE A:PART NO. CHANGE D:NEWLY PROVIDED E:PART NO. DELETION K:REQUIRED NO. CORRECTION L:APPLICATION SERIAL NO. CORRECTION
T:APPLICATION CORRECTION Z:REMARKS CHANGE

July 08, 2007



PARTS CATALOGUE NEWS

Honda Motor Co., Ltd. Service Division

PARTS CATALOGUE - CORRECTED

Printed in Japan

CODE NO.	BOOKLET TYPE	13ZL80E5
	MICRO-FICHE	13ZL80EE/FE
PARTS CATALOGUE NEWS		GC135 GC160 GC160A GC135E GC160E
NEWS NO.		035

Block No.	Ref. No.	Note	Part No.	Description	Reqd. QTY					Serial No.	Parts catalogue code
					GC 135	GC 160	GC 160A	GC 135E	GC 160E		
E-28	15	E	87114-ZH7-820	* PARTS NO. DELETION							
		T	87114-ZH7-821	LABEL, WARNING (NOT CERTIFIED FOR SALE)	-	-	1	-	-	3325758	----- DHAF, MHA2, PHA, QBC, QDE, QFC, QHA, QHAF, QHAJ, QHA1 QHA2, QHC, VHA, VXA, VXC
					-	-	1	-	-	3327392	----- DEAF, MEA2, QEA, QEAF, QEA2
					-	-	-	-	1	1142746	----- QHA, VXA, WKT2

NOTE A:PART NO. CHANGE D:NEWLY PROVIDED E:PART NO.DELETION K:REQUIRED NO. CORRECTION L:APPLICATION SERIAL NO. CORRECTION
T:APPLICATION CORRECTION Z:REMARKS CHANGE



PARTS CATALOGUE NEWS

Honda Motor Co., Ltd. Service Division

PARTS CATALOGUE - CORRECTED

Printed in Japan

CODE NO.	BOOKLET TYPE	13ZL80E5
	MICRO- FICHE	13ZL80EE/FE
PARTS CATALOGUE NEWS		GC135 GC160 GC160A GC135E GC160E
NEWS NO.		036

Block No.	Ref. No.	Note	Part No.	Description	Reqd. QTY					Serial No.	Parts catalogue code		
					GC 135	GC 160	GC 160A	GC 135E	GC 160E				
E-8	1	L	13010-ZOL-003	RING SET, PISTON (RIKEN)	-	-	1	1	1	-----	-----	DEAF, MEA2, QEA, QEAF, QEA2, QHP9, QHW, VXE9	
					-	-	1	-	-	-----	3598775	QHL	
					-	-	1	-	-	1029007	3598775	DHAF, MHA2, PHA, PXU, QBC, QDE, QFC, QHA, QHAF, QHAJ QHA1, QHA2, QHC, QHE, QHEB, QHEP, QHET, QHE1, QHE2 QHE4, QHE5, QHU, SHE, SHE1, SHE6, VHA, VXA, VXC, VXE, VXU	
					-	-	-	-	1	1147458	-----	QHA, QHE, QHEB, QHEP, QHET, QHE1, QHE2, QHE4, QHE5 QHP7, SHE, SHE1, SHE6, SHJ, VXA, VXE, WHJ, WKT2	
					-	-	1	1	1	-----	-----	DEAF, MEA2, QEA, QEAF, QEA2, QHP9, QHW, VXE9	
					-	-	1	-	-	-----	3598775	QHL	
				13010-ZOL-004	RING SET, PISTON (STD.) (TEIKOKU)	-	-	1	1	1	-----	-----	DEAF, MEA2, QEA, QEAF, QEA2, QHP9, QHW, VXE9
						-	-	1	-	-	-----	3598775	QHL
						-	-	1	-	-	1029007	3598775	DHAF, MHA2, PHA, PXU, QBC, QDE, QFC, QHA, QHAF, QHAJ QHA1, QHA2, QHC, QHE, QHEB, QHEP, QHET, QHE1, QHE2 QHE4, QHE5, QHU, SHE, SHE1, SHE6, VHA, VXA, VXC, VXE, VXU
						-	-	-	-	1	1147458	-----	QHA, QHE, QHEB, QHEP, QHET, QHE1, QHE2, QHE4, QHE5 QHP7, SHE, SHE1, SHE6, SHJ, VXA, VXE, WHJ, WKT2
						-	-	1	1	1	-----	-----	DEAF, MEA2, QEA, QEAF, QEA2, QHP9, QHW, VXE9
						-	-	1	-	-	-----	3598775	QHL

NOTE A:PART NO. CHANGE D:NEWLY PROVIDED E:PART NO. DELETION K:REQUIRED NO. CORRECTION L:APPLICATION SERIAL NO. CORRECTION
T:APPLICATION CORRECTION Z:REMARKS CHANGE

PARTS CATALOGUE NEWS

BOOKNo. : 13ZL80E5

Block No.	Ref. No.	Note	Part No.	Description	Reqd. QTY					Serial No.	Parts catalogue code	
					GC 135	GC 160	GC 160A	GC 135E	GC 160E			
		A	13010-Z0L-014	-	-	1	-	-	3598776	-----	DHAF, MHA2, PHA, PXU, QBC, QDE, QFC, QHA, QHAF, QHAJ QHA1, QHA2, QHC, QHE, QHEB, QHEP, QHET, QHE1, QHE2 QHE4, QHE5, QHL, QHU, SHE, SHE1, SHE6, VHA, VXA, VXC VXE, VXU
	2		13101-Z2A-000	PISTON	-	-	1	1	1	-----	-----	DEAF, MEA2, QEA, QEAF, QEA2, QHP9, QHW, VXE9
					-	-	1	-	-	-----	3598775	QHL
					-	-	1	-	-	1029007	3598775	DHAF, MHA2, PHA, PXU, QBC, QDE, QFC, QHA, QHAF, QHAJ QHA1, QHA2, QHC, QHE, QHEB, QHEP, QHET, QHE1, QHE2 QHE4, QHE5, QHU, SHE, SHE1, SHE6, VHA, VXA, VXC, VXE, VXU
					-	-	-	-	1	1147458	-----	QHA, QHE, QHEB, QHEP, QHET, QHE1, QHE2, QHE4, QHE5 QHP7, SHE, SHE1, SHE6, SHJ, VXA, VXE, WHJ, WKT2
		A	13101-Z2A-010	-	-	1	-	-	3598776	-----	DHAF, MHA2, PHA, PXU, QBC, QDE, QFC, QHA, QHAF, QHAJ QHA1, QHA2, QHC, QHE, QHEB, QHEP, QHET, QHE1, QHE2 QHE4, QHE5, QHL, QHU, SHE, SHE1, SHE6, VHA, VXA, VXC VXE, VXU
E-28	15	T	87114-ZH7-840	LABEL, WARNING (NOT CERTIFIED FOR SALE)	-	-	1	-	-	3364530	-----	QHE, QHEB, QHEP, QHET, QHE1, QHE2, QHE4, QHE5, QHL, SHE SHE1, SHE6, VXE
					-	-	-	-	1	-----	-----	VXE9

NOTE A:PART NO. CHANGE D:NEWLY PROVIDED E:PART NO. DELETION K:REQUIRED NO. CORRECTION L:APPLICATION SERIAL NO. CORRECTION
T:APPLICATION CORRECTION Z:REMARKS CHANGE



PARTS CATALOGUE NEWS

Honda Motor Co., Ltd. Service Division

PARTS CATALOGUE - CORRECTED

Printed in Japan

CODE NO.	BOOKLET TYPE	13ZL80E5
	MICRO- FICHE	13ZL80EE/FE
PARTS CATALOGUE NEWS		GC135 GC160 GC160A GC135E GC160E
NEWS NO.		037

Block No.	Ref. No.	Note	Part No.	Description	Reqd. QTY					Serial No.	Parts catalogue code	
					GC 135	GC 160	GC 160A	GC 135E	GC 160E			
E-17	5		17511-ZL8-800	TANK, FUEL	-	1	1	-	1	-----	-----	MEA2, QEA2, QHM, QHP7, SHE5
					-	1	-	-	1	-----	-----	QHA2, QHEB, QHEP, QHET, QHE4, QHE5, SHE6
					-	-	1	-	-	-----	3682471	MHA2, QHA2, QHEB, QHEP, QHET, QHE4, QHE5, SHE6
	A		17511-Z0J-820	-	-	1	-	3682472	-----	MHA2, QHA2, QHEB, QHEP, QHET, QHE4, QHE5, SHE6	

NOTE A:PART NO. CHANGE D:NEWLY PROVIDED E:PART NO. DELETION K:REQUIRED NO. CORRECTION L:APPLICATION SERIAL NO. CORRECTION
T:APPLICATION CORRECTION Z:REMARKS CHANGE



PARTS CATALOGUE NEWS

Honda Motor Co., Ltd. Service Division

CODE NO.	BOOKLET TYPE	13ZL80E5
	MICRO-FICHE	13ZL80EE/FE
PARTS CATALOGUE NEWS		GC135 GC160 GC160A GC135E GC160E
NEWS NO.		038

Printed in Japan

GC160A-QHR AND VXR TYPES sales parts information

NOTE: This Parts Catalogue News explains only the parts of the different model that are produced to conform to addition of the GC160A-QHR and VXR types.

As for the parts not listed on this Parts Catalogue News, use the parts of the GC160A-QHA and VXA types.

•Models, parts catalogue codes and applicable serial numbers

Model	Type		Parts catalogue type	Applicable engine serial No.	Applicable carburetor identification No.
GC160A	QHA	Base type	QHA	GCAHA-1000001~	BB61B C / D BB61J A
	QHR	Additional type	QHR		BB61J A
	VXA	Base type	VXA		BB61B C / D BB61J A
	VXR	Additional type	VXR		BB61J A

•Features of each type		Base type	Additional type	Base type	Additional type	
Specifications		Model	GC160A			
		Type	QHA	QHR	VXA	VXR
Crankshaft	18mmØ x 50mm Straight					
	19.05mmØ x 48mm Straight					
	19.05mmØ x 58.5mm Straight	●	●			
	20mmØ x 50mm Straight					
	22.2mmØ x 30.1mm Straight					
	22.5mmØ x 64mm Straight					
	M14 x 1.5 Stepped thread					
	M18 x 1.5 Stepped thread					
	3/4" Thread					
	19.177mmØ x 71.5mm Tapered			●	●	
Oil level switch				●	●	
Engine stop switch		●	●	●	●	

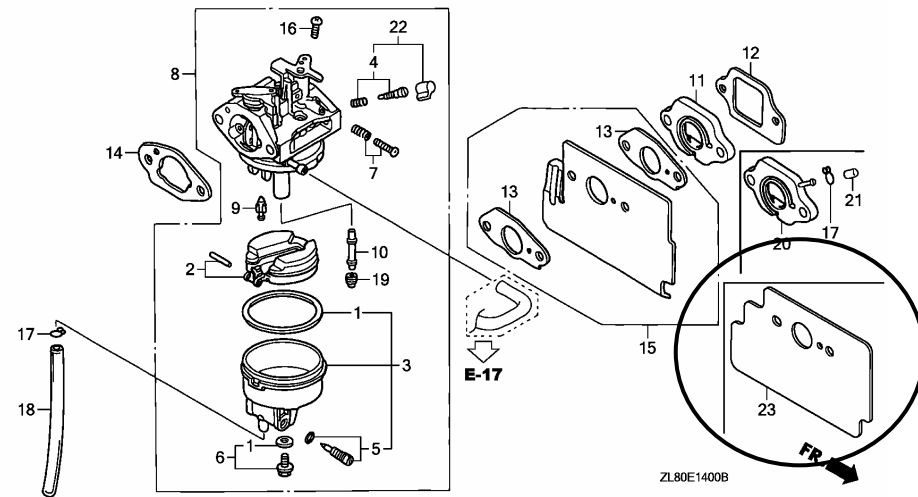
Block No.	Ref. No.	Part No.	Description	Reqd. QTY					Base Part No.	Parts catalogue code
				GC 135	GC 160	GC 160A	GC 135E	GC 160E		
E-3	1	12000-ZOL-406	BARREL ASSY., CYLINDER	-	-	1	-	-		
	3	12310-ZOJ-000	COVER COMP., CYLINDER HEAD ...	-	-	1	-	-	12311-ZL8-D00	
	10		BARREL ASSY., CYLINDER	-	-	0	-	-	12000-ZL8-425	
	12		VALVE, IN. (ROCKNEL)	-	-	0	-	-	14711-ZOJ-000	
	15		RETAINER, IN. VALVE SPRING ...	-	-	0	-	-	14771-ZE1-000	

PARTS CATALOGUE NEWS

BOOKNo. : 13ZL80E5

Block No.	Ref. No.	Part No.	Description	Reqd. QTY					Base Part No.	Parts catalogue code
				GC 135	GC 160	GC 160A	GC 135E	GC 160E		
E-6	2	15625-Z2L-801	PACKING, OIL FILLER CAP	-	-	1	-	-	15625-ZE1-003	
	3	15650-Z2L-801	GAUGE ASSY., OIL LEVEL	-	-	1	-	-	15650-ZL8-013	
	11	90131-883-000	BOLT, DRAIN PLUG, 12X15	-	-	2	-	-	VXR	
	17	94109-12000	WASHER, DRAIN PLUG, 12MM	-	-	2	-	-	VXR	
E-8	4	13200-Z0J-000	ROD ASSY., CONNECTING	-	-	1	-	-	13200-ZL8-000	

E-14 CARBURETOR



E-14	13		PACKING, CARBURETOR	-	-	0	-	-	16221-883-800	
	15		GUIDE COMP., AIR	-	-	0	-	-	19650-ZL8-000	
	23	19651-Z0J-000	GUIDE, AIR	-	-	1	-	-		
E-15	5	17231-Z0J-020	COVER, AIR CLEANER	-	-	1	-	-	17231-ZL8-020	
E-16	1	18310-Z0Y-000	MUFFLER COMP.	-	-	1	-	-	18310-ZL8-010	
	2	18321-Z0L-000	PROTECTOR, MUFFLER	-	-	1	-	-	18321-ZL8-000	
	5		SHROUD, MUFFLER	-	-	0	-	-	19664-ZL8-000	

PARTS CATALOGUE NEWS

BOOKNo. : 13ZL80E5

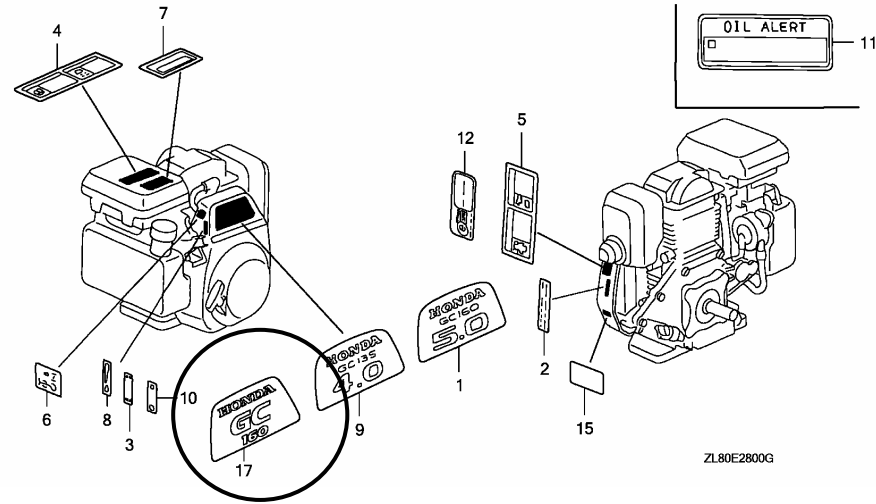
Block No.	Ref. No.	Part No.	Description	Reqd. QTY					Base Part No.	Parts catalogue code
				GC 135	GC 160	GC 160A	GC 135E	GC 160E		
	8		SCREW, TAPPING, 4X6	-	-	0	-	-	90055-ZE1-000	
	10	18350-ZL8-000	ARRESTER COMP., SPARK	-	-	(1)	-	-	18350-ZL8-000	VXR
	11	18356-ZL8-000	PLATE, ARRESTER NUMBER	-	-	(1)	-	-	18356-ZL8-000	VXR
	12	90055-ZE1-000	SCREW, TAPPING, 4X6	-	-	(1)	-	-	90055-ZE1-000	VXR
E-17	5	17511-Z0J-810	TANK, FUEL	-	-	1	-	-	17511-ZL8-000	
	10	17620-Z0M-000	CAP ASSY., FUEL TANK	-	-	1	-	-	17620-ZL8-013	
	11	17701-ZL8-000	TUBE, FUEL TANK	-	-	1	-	-	17701-Z0J-003	
	12	17702-ZL8-000	TUBE, FUEL	-	-	1	-	-	17702-Z0J-003	
	23	95002-02080	CLIP, TUBE (B8)	-	-	1	-	-		
	24	95002-02100	CLIP, TUBE (B10)	-	-	1	-	-		
	25	95002-50000	CLIP, TUBE (C9)	-	-	1	-	-		
	26	95002-70000	CLIP, TUBE (C11)	-	-	1	-	-		
	31		CLAMP, TUBE (D8)	-	-	0	-	-	95002-40800-08	
	32		CLAMP, TUBE (D8.5)	-	-	0	-	-	95002-40850-08	
	33		CLAMP, TUBE (D10)	-	-	0	-	-	95002-41000-08	
	34		CLAMP, TUBE (D12)	-	-	0	-	-	95002-41200-08	
E-19	5	32195-Z0J-000	CORD, STOP SWITCH	-	-	1	-	-	32195-ZL8-000	QHR
	8	90201-Z0T-800	NUT, SPECIAL, 14MM	-	-	1	-	-	90201-878-003	
E-19-10	3	32195-Z0J-810	CORD, STOP SWITCH	-	-	1	-	-	32195-ZL8-810	VXR
	4	34150-ZL8-013	ALERT UNIT, OIL	-	-	1	-	-	34150-ZH7-003	VXR
	6	35480-ZL8-812	SWITCH COMP., OIL LEVEL	-	-	1	-	-	35480-ZL8-811	VXR
E-22	2	16551-ZL8-010	ARM, GOVERNOR	-	-	1	-	-	16551-ZL8-000	QHR
E-22-2	2	16551-ZL8-010	ARM, GOVERNOR	-	-	1	-	-	16551-ZL8-000	VXR
	4		SPRING, GOVERNOR	-	-	0	-	-	16561-ZL8-810	VXR

PARTS CATALOGUE NEWS

BOOKNo. : 13ZL80E5

Block No.	Ref. No.	Part No.	Description	Reqd. QTY					Base Part No.	Parts catalogue code
				GC 135	GC 160	GC 160A	GC 135E	GC 160E		
		16561-ZL8-800	-	-	1	-	-	VXR	

E-28 LABEL



E-28	1		EMBLEM (GC160 5.0)	-	-	0	-	-	87101-ZL8-010	
	3		MARK, ENGINE SWITCH INDICATION	-	-	0	-	-	87501-ZL8-000	VXR
	10	87501-ZL8-800	MARK, ENGINE SWITCH INDICATION (EN)	-	-	1	-	-		VXR
	15		LABEL, WARNING (NOT CERTIFIED FOR SALE)	-	-	0	-	-	87114-ZH7-821	
		87114-ZH7-840	-	-	1	-	-		
	17	87101-ZL8-020	EMBLEM (GC160)	-	-	1	-	-		